



**ATLAS**  
SKILLTECH  
UNIVERSITY

Accredited with

**NAAAC**



Recognized by the  
University Grants Commission (UGC)  
under Section 2(f) of the UGC Act, 1956

COURSE NAME

**FUTURE FORWARD WITH AI**

COURSE CODE

**OL AE 23 86**

**CREDITS: 2**



**ATLAS**  
SKILLTECH  
UNIVERSITY

Centre for Distance  
& Online Education



[www.atlasonline.edu.in](http://www.atlasonline.edu.in)





Accredited with

**NAAC**



Recognized by the  
University Grants Commission (UGC)  
under Section 2(f) of the UGC Act, 1956

COURSE NAME:

**FUTURE FORWARD WITH AI**

COURSE CODE:

**OL AE 23 86**

**Credits: 2**



**Centre for Distance  
& Online Education**



[www.atlasonline.edu.in](http://www.atlasonline.edu.in)



# Content Review Committee

Members	Members
<b>Dr. Deepak Gupta</b> Director ATLAS Centre for Distance & Online Education (CDOE)	<b>Dr. Naresh Kaushik</b> Assistant Professor ATLAS Centre for Distance & Online Education (CDOE)
<b>Dr. Poonam Singh</b> Professor Member Secretary (Content Review Committee) ATLAS Centre for Distance & Online Education (CDOE)	<b>Dr. Pooja Grover</b> Associate Professor ATLAS Centre for Distance & Online Education (CDOE)
<b>Dr. Anand Kopare</b> Director: Centre for Internal Quality (CIQA) ATLAS Centre for Distance & Online Education (CDOE)	<b>Prof. Bineet Desai</b> Prof. of Practice ATLAS SkillTech University
<b>Dr. Shashikant Patil</b> Deputy Director (e-Learning and Technical) ATLAS Centre for Distance & Online Education (CDOE)	<b>Dr. Mandar Bhanushe</b> External Expert (University of Mumbai, ODL)
<b>Dr. Jyoti Mehndiratta Kappal</b> Program Coordinator: MBA ATLAS Centre for Distance & Online Education (CDOE)	<b>Dr. Kaial Chheda</b> Associate Professor ATLAS SkillTech University
<b>Dr. Vinod Nair</b> Program Coordinator: BBA ATLAS Centre for Distance & Online Education (CDOE)	<b>Dr. Simarieet Makkar</b> Associate Professor ATLAS SkillTech University

## Program Coordinator BBA:

**Dr. Vinod Nair**

Asst. Professor  
ATLAS Centre for Distance & Online Education (CDOE)

## Unit Preparation:

**Unit 1 –6**

**Prof. Sania Shaikh**  
Assistant Professor  
ATLAS SkillTech University

## Secretarial Assistance and Composed By:

Mr. Sarur Gaiwad / Mr. Prashant Nair / Mr. Dipesh More



## Detailed Syllabus

Block No.	Block Name	Unit No.	Unit Name
1	Introduction and Foundation of AI	1	Introduction to AI
		2	Foundations and Applications of AI
2	Generative AI Tools	3	Text & Presentation Tools
		4	Visual & 3D Tools
3	AI Integration & Project Development	5	Audio & Video Tools
		6	AI Briefs & Projects

Course Name: Future Forward with AI (Elective)

Course Code: OL AE 23 86

Credits: 2

Teaching Scheme				Evaluation Scheme (100 Marks)	
Classroom (Online)	Session	Practical / Group Work	Tutorials	Internal Assessment (IA)	Term End Examination
6+1= 7 Sessions		-	-	30% (30 Marks)	70% (70 Marks)
Assessment Pattern:		Internal		Term End Examination	
		Assessment I	Assessment II		
Marks		15	15	70	
Type		MCQ	MCQ	MCQ – 49 Marks, Descriptive questions – 21 Marks (7 Marks * 3 Questions)	

#### Course Description:

The elective Future Forward with AI introduces students to the core concepts of Artificial Intelligence (AI), Generative AI, and Large Language Models (LLMs). The course emphasizes Prompt Engineering, covering the crafting of effective prompts. It provides hands-on exposure to various AI tools for text and presentation generation, visual and 3D creation, and audio and video generation. The curriculum is application-focused, detailing how AI is adopted across different industries (Creative, Business) and its future scope, culminating in the integration of multiple AI tools for briefs and projects.

### Course Objectives:

1. To understand the fundamental concepts of Artificial Intelligence (AI), including Generative AI and Large Language Models (LLMs).
2. To comprehend the future scope of AI and its applications across creative, business, and cross domains.
3. To develop proficiency in Prompt Engineering by crafting effective and structured prompts for Text Generation AI models and tools.
4. To gain hands-on experience with AI tools for generating various digital assets, including text, presentations, images, and 3D visuals.
5. To explain the basics of AI tools used for audio and video generation.
6. To create and execute AI-driven briefs and projects by integrating multiple AI tools for comprehensive solutions.

### Course Outcomes:

At the end of course, the students will be able to:

- CO1: Remember: Define Artificial Intelligence, Generative AI, LLM, and the concept of Prompt Engineering.
- CO2: Understand: Summarize the types of AI and explain how AI is being adopted across different industries.
- CO3: Apply: Craft effective prompts and use AI tools to generate coherent text, presentations, and simple images.
- CO4: Analyze: Differentiate between the processes of image generation, audio generation, and video generation using AI tools.
- CO5: Evaluate: Assess the potential and limitations of AI applications in creative and business contexts, considering its future scope.
- CO6: Create: Design an AI-integrated project by strategically combining multiple AI tools (Text, Visual, Audio/Video) to address a specific business brief.

Pedagogy: Online Class, Discussion Forum, Case Studies, Quiz etc

Textbook: Self Learning Material (SLM) From Atlas SkillTech University

### Reference Book:

1. Russell, S., & Norvig, P. (2021). *Artificial intelligence: A modern approach* (4th ed.). Pearson.
2. Goodfellow, I., Bengio, Y., & Courville, A. (2016). *Deep learning*. MIT Press.
3. Chollet, F. (2021). *Deep learning with Python* (2nd ed.). Manning Publications.

Course Details:

Unit No.	Unit Description
1	Introduction to AI: Introduction to Artificial Intelligence, Industries Adopting AI, Future Scope of AI, AI Applications in Creative, Business & Cross Domains.
2	Foundations and Applications of AI: Types of AI, Generative AI, LLM's, Prompt Engineering, Crafting Effective Prompts.
3	Text & Presentation Tools: What is Text Generation, Prompt Structure for Text Gen AI Models and Tools, Hands on to Text Generation, Presentation Tools.
4	Visual & 3D Tools: What is Image Generation, Visual and 3D Tools Hands on.
5	Audio & Video Tools: What is Audio Generation, What is Video Generation.
6	AI Briefs & Projects: Integration of Multiple AI Tools.

POCO MAPPING

CO	PO 1	PO 2	PO 3	PO 4	PSO 1	PSO 2	PSO 3	PSO 4	PSO 5	PSO 6	PSO 7	PSO 8
CO 1	3	1	2	2	2	2	3	2	2	2	2	3
CO 2	3	2	3	2	2	2	3	3	2	2	3	3
CO 3	3	3	3	3	3	3	3	3	2	2	3	3
CO 4	3	2	3	3	2	3	3	3	2	2	3	3
CO 5	3	3	3	3	3	3	3	3	2	2	3	3
CO 6	3	3	3	3	3	3	3	3	3	3	3	3

## Unit 1: Introduction to AI

### Learning Objectives:

1. Define Artificial Intelligence and describe its historical evolution and core characteristics.
2. Identify and explain the role of AI across multiple industries such as healthcare, finance, education, and manufacturing.
3. Analyze the current and emerging trends in AI and evaluate their potential impact on the future of work and society.
4. Discuss ethical, legal, and social considerations related to the development and deployment of AI technologies.
5. Differentiate how AI is applied in creative, business, and interdisciplinary domains through real-world examples.
6. Reflect on the scope of AI in shaping future innovation and formulate viewpoints on its implications for global development.

### Content

- 1.1 Introduction to Artificial Intelligence
- 1.2 Industries Adopting AI
- 1.3 Future Scope of AI
- 1.4 AI Applications in Creative, Business & Cross Domains
- 1.5 Summary
- 1.5 Key Terms
- 1.6 Descriptive Questions
- 1.7 References
- 1.8 Case Study

## 1.0 Introductory Caselet

### When Efficiency Isn't Enough — Aarav at QuickKart Logistics

Aarav, a recent engineering graduate with a specialization in operations, had just landed his first job at QuickKart Logistics, a mid-sized company specializing in last-mile delivery solutions for e-commerce brands across Indian cities. QuickKart prided itself on timely deliveries, but rising fuel costs, inconsistent delivery times, and high customer complaints were starting to chip away at its margins.

During an internal strategy meeting, the COO posed a challenge: “How can we deliver faster, cheaper, and smarter — without burning out our workforce?”

Aarav, always curious about technology trends, had been reading about Artificial Intelligence in logistics. Though he didn't come from a computer science background, he started exploring how AI was being used in other logistics giants. He came across real-time route optimization algorithms, predictive demand forecasting, and even AI-enabled chatbots that were reducing customer support workload.

He proposed a pilot project using AI for route planning in one metro city. Partnering with a tech consultant, Aarav helped implement an AI-based system that processed real-time traffic, weather, and delivery volume data to suggest the most efficient delivery paths. Within six weeks, delivery times improved by 22%, customer complaints dropped, and fuel expenses went down by 15%.

Impressed, the leadership team approved a phased rollout across multiple cities.

This experience transformed Aarav's understanding of AI. It wasn't just a "tech thing" — it was a powerful tool that could enhance decision-making, improve business efficiency, and unlock new opportunities across industries.

#### **Critical Thinking Question:**

If you were Aarav, how would you convince a traditional operations manager that AI isn't just automation — it's a strategic tool that can improve customer experience, reduce cost, and offer a competitive edge?

## **1.1 Introduction to Artificial Intelligence**

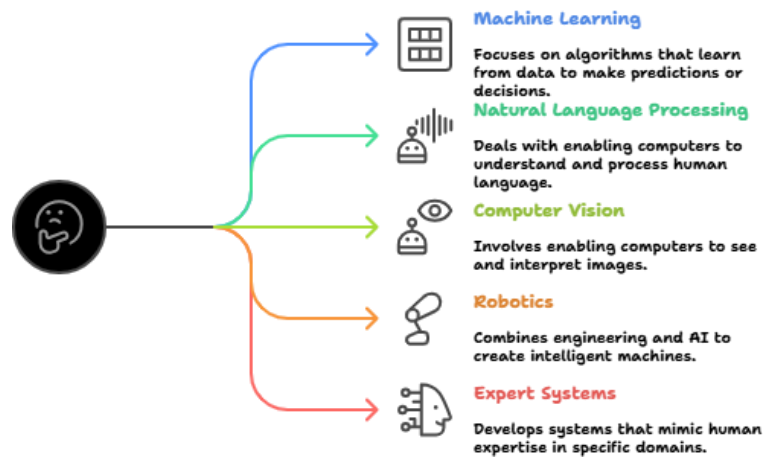
### **1.1.1 Definition and Meaning of AI**

Artificial Intelligence (AI) refers to the branch of computer science that is concerned with building systems capable of performing tasks that would typically require human intelligence. These tasks include reasoning, problem-solving, learning from experience, understanding natural language, and perceiving the environment. The overarching aim of AI is to design machines and software that can mimic or simulate intelligent behavior to solve complex problems in an efficient, adaptable manner.

The term “Artificial Intelligence” was first coined in 1956 by John McCarthy during the Dartmouth Conference, which is widely recognized as the founding event of AI as a formal field of study. AI has since evolved into a multidisciplinary domain encompassing computer science, cognitive science, linguistics, psychology, neuroscience, and philosophy.

AI can be broadly categorized into the following subfields:

**AI can be broadly categorized into the following subfield**



**Figure: AI can be broadly categorized into the following subfields**

- **Machine Learning (ML):** Focuses on developing algorithms that enable computers to learn from and make decisions based on data.
- **Natural Language Processing (NLP):** Enables machines to understand, interpret, and generate human language.
- **Computer Vision:** Allows systems to interpret and understand visual information from the world.
- **Robotics:** Involves the design of intelligent machines capable of performing physical tasks.
- **Expert Systems:** Emulate decision-making abilities of human experts in specific domains.

It is also essential to distinguish between three commonly conflated terms:

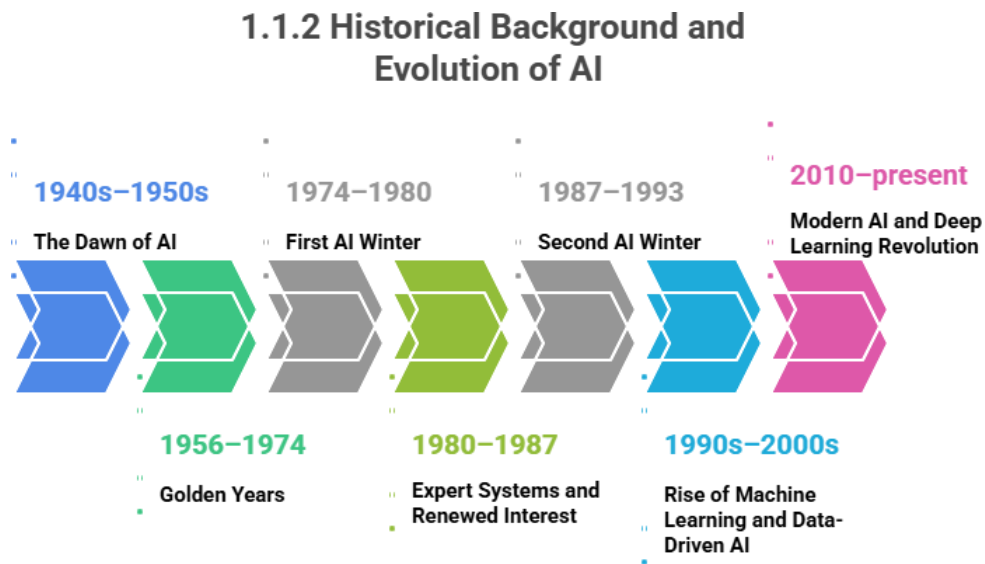
- **Artificial Intelligence (AI):** A broader field encompassing the theory and development of systems with human-like intelligence.
- **Machine Learning (ML):** A subset of AI that enables systems to learn from data.

- **Deep Learning (DL):** A specialized subfield of ML that employs neural networks with multiple layers to process data in complex ways.

The goals of AI vary from **narrow AI**—which is designed for specific tasks (e.g., image classification, voice recognition)—to **general AI**, which aspires to replicate general human cognitive abilities across diverse domains. While narrow AI is already integrated into many modern technologies, general AI remains a largely theoretical concept.

### 1.1.2 Historical Background and Evolution of AI

The history of Artificial Intelligence is marked by cycles of optimism, innovation, setbacks, and resurgence. Its development can be traced through several significant eras:



**Figure: Historical Background and Evolution of AI**

#### a. Philosophical and Conceptual Foundations

Long before the formal inception of AI, classical philosophers such as Aristotle, Descartes, and Leibniz contemplated the nature of human reasoning, intelligence, and the possibility of mechanical thinking. These early philosophical explorations laid the groundwork for conceptualizing intelligence as a process that could, theoretically, be replicated by machines.

In the 19th century, the mathematician George Boole formulated the Boolean algebra, a logical framework that would later become essential in computer science. Charles Babbage and Ada Lovelace also contributed to early thinking about programmable machines, paving the way for computational theories of intelligence.

### **b. The Dawn of AI (1940s–1950s)**

The formal roots of AI lie in the development of electronic computing and formal logic in the mid-20th century. Alan Turing, often regarded as the father of theoretical computer science and AI, proposed the idea of a “universal machine” capable of performing any computation. In his seminal 1950 paper, "Computing Machinery and Intelligence," Turing introduced the concept of the Turing Test—a benchmark for determining whether a machine can exhibit intelligent behavior indistinguishable from that of a human.

The Dartmouth Conference in 1956, organized by John McCarthy, Marvin Minsky, Nathaniel Rochester, and Claude Shannon, is considered the birth of AI as a formal field. The participants asserted that “every aspect of learning or any other feature of intelligence can in principle be so precisely described that a machine can be made to simulate it.”

### **c. Golden Years (1956–1974)**

During this period, early AI programs demonstrated success in solving algebraic problems, proving geometric theorems, and playing simple games like chess. Key developments included:

- **Logic Theorist (1956):** Created by Newell and Simon, this program was capable of proving mathematical theorems.
- **General Problem Solver (1957):** Aimed at solving a wide variety of problems using formal logic.
- **ELIZA (1966):** One of the first natural language processing programs, simulating a psychotherapist.

Despite early successes, these programs relied heavily on hardcoded rules and lacked the adaptability required for complex, real-world tasks.

### **d. First AI Winter (1974–1980)**

By the mid-1970s, funding and interest in AI waned due to the inability of early systems to scale and handle ambiguous, real-world inputs. The U.S. and UK governments reduced support for AI research, leading to what became known as the “AI Winter.”

#### e. Expert Systems and Renewed Interest (1980–1987)

The 1980s saw a resurgence of AI research, driven by the success of **expert systems** such as XCON (used by Digital Equipment Corporation). These systems emulated decision-making in specialized domains, using large databases of rules. They were commercially successful for a time and attracted corporate investment.

However, expert systems were brittle, expensive to maintain, and unable to adapt to new knowledge dynamically. This led to another period of decline in the late 1980s.

#### f. Second AI Winter (1987–1993)

The limitations of rule-based systems and unmet expectations triggered a second AI Winter. Many companies scaled back or terminated their AI projects. However, foundational research continued in areas like statistical learning and neural networks, laying the groundwork for future breakthroughs.

#### g. Rise of Machine Learning and Data-Driven AI (1990s–2000s)

The availability of large datasets, increased computational power, and new algorithms rejuvenated AI in the 1990s. A shift occurred from logic-based AI to data-driven methods. Key milestones included:

- **Decision trees, Bayesian networks, and support vector machines (SVMs)**
- **IBM’s Deep Blue** defeating chess champion Garry Kasparov in 1997
- Growing research in natural language processing and computer vision

#### h. Modern AI and Deep Learning Revolution (2010–present)

The 2010s marked a transformative era for AI, characterized by breakthroughs in deep learning. With the introduction of architectures such as **convolutional neural networks (CNNs)** and **recurrent neural networks (RNNs)**, AI began outperforming humans in specific tasks like image recognition and speech transcription.

Landmark developments include:

- **ImageNet Challenge (2012):** AlexNet dramatically improved image classification accuracy using deep learning.
- **AlphaGo (2016):** Developed by DeepMind, it defeated world champion Go player Lee Sedol, showcasing advanced decision-making capabilities.
- **GPT series (2018–present):** Large language models demonstrated unprecedented capabilities in text generation, translation, summarization, and reasoning.

Today, AI is deeply embedded in applications such as recommendation systems, autonomous vehicles, medical diagnostics, financial forecasting, and generative content creation.

### 1.1.3 Core Characteristics of AI Systems

AI systems possess several defining characteristics that differentiate them from traditional software programs. These characteristics enable them to perform intelligent tasks and adapt to dynamic environments:

#### a. Learning

A hallmark of AI systems is their ability to learn from data and improve performance over time without being explicitly programmed. Learning can be categorized into:

- **Supervised learning:** Systems learn from labeled data.
- **Unsupervised learning:** Systems find patterns in unlabeled data.
- **Reinforcement learning:** Systems learn by interacting with an environment and receiving feedback through rewards or penalties.

Learning is central to modern AI, especially in domains like image recognition, natural language processing, and game playing.

#### b. Reasoning and Inference

AI systems are designed to apply logical rules and heuristics to infer new knowledge from known facts. This capability allows them to make decisions under uncertainty and draw conclusions that are not explicitly present in the input data.

Examples include expert systems used in medical diagnosis and legal reasoning, which can simulate human decision-making using symbolic logic or probabilistic models.

#### c. Problem-Solving

AI systems can decompose complex problems into simpler sub-problems, search for optimal solutions, and apply general-purpose heuristics. Techniques such as **state-space search**, *A algorithm*\*, and **constraint satisfaction** are commonly used in AI planning and robotics.

Advanced problem-solving AI is evident in systems like AlphaZero, which can learn optimal strategies for games like chess or Go from first principles.

#### d. Perception

Perceptual capabilities allow AI systems to interpret and make sense of the world through sensory data, including visual, auditory, and tactile information. Key technologies include:

- **Computer vision:** Recognizing objects, scenes, and facial expressions.
- **Speech recognition:** Converting spoken language into text.

- **Sensor fusion:** Integrating data from multiple sources (e.g., LiDAR and cameras in autonomous vehicles).

Perception is essential for AI systems operating in real-world environments, such as drones, robots, and autonomous cars.

### e. Language Understanding and Generation

Natural Language Processing (NLP) enables AI systems to interpret human language, generate responses, and translate between languages. This involves understanding syntax, semantics, and pragmatics.

Recent advancements in large-scale language models have significantly enhanced AI's ability to:

- Summarize documents
- Answer questions
- Generate creative text
- Translate across languages

Language capabilities are central to virtual assistants, customer service bots, and educational platforms.

### f. Autonomy and Adaptation

AI systems can function autonomously, making decisions without human intervention. This is particularly important in fields like robotics, financial trading, and autonomous vehicles, where rapid decision-making is essential.

Adaptation allows AI to respond to changing environments and learn from new data. For instance, recommendation systems continuously refine their outputs based on user behavior, and adaptive learning platforms tailor content to students' progress.

#### Did You Know?

“Some AI systems can learn *without any labeled data* using a method called **self-supervised learning**, which mimics how humans learn by observing patterns and context rather than being explicitly told what each input means. Self-supervised learning is foundational in training large language models like GPT.”

## 1.2 Industries Adopting AI

### 1.2.1 Introduction to Industries Adopting AI

Artificial Intelligence is no longer confined to academic research or isolated tech environments; it has become a cornerstone technology across diverse industrial sectors. Driven by the exponential growth of data, the availability

of scalable computing infrastructure, and the need for real-time decision-making, AI is reshaping industries from healthcare to transportation.

Organizations are adopting AI not only to automate repetitive tasks but also to enhance strategic decision-making, optimize operations, and provide highly personalized experiences to customers. The growing integration of AI technologies—such as machine learning, natural language processing, and computer vision—is transforming traditional workflows and business models, ushering in what many consider the Fourth Industrial Revolution.

As global competition intensifies, industries leveraging AI gain a significant advantage in innovation, productivity, and service delivery. Governments and multinational corporations are investing heavily in AI R&D, recognizing its potential to revolutionize economic systems, workforce structures, and technological capabilities.

### **1.2.2 AI in Healthcare**

The healthcare sector has emerged as one of the most dynamic fields in the application of AI technologies. From diagnostics to treatment planning, AI is transforming how medical services are delivered and improving patient outcomes.

#### **Medical Imaging and Diagnostics:**

AI algorithms, particularly those based on deep learning, are now used to analyze medical images with precision rivaling or even surpassing human radiologists. For example, convolutional neural networks (CNNs) are applied in interpreting X-rays, CT scans, and MRIs to detect tumors, fractures, and anomalies. Google’s DeepMind, for instance, developed AI models that can detect over 50 eye diseases as accurately as top ophthalmologists.

#### **Predictive Analytics and Preventive Care:**

AI models are being deployed to predict disease outbreaks, identify at-risk populations, and recommend early interventions. Machine learning algorithms analyze electronic health records (EHRs) to flag potential health issues such as heart attacks or sepsis before they occur, allowing for timely medical responses.

#### **Personalized Medicine and Drug Discovery:**

Through the analysis of genetic data and patient history, AI supports the customization of treatments to individual patients’ needs. Companies like IBM Watson Health and BenevolentAI use AI to accelerate drug discovery, identifying promising compounds and suggesting potential therapeutic applications.

#### **Virtual Health Assistants and Administrative Support:**

AI chatbots and virtual assistants are used to triage patient queries, schedule appointments, and even monitor

“Activity”

chronic conditions. This reduces the burden on healthcare professionals while enhancing accessibility and responsiveness.

Collect a sample dataset of patient symptoms and corresponding diagnoses (you may use publicly available or simulated data). Include at least 10–15 entries with symptoms such as fever, cough, fatigue, rash, or sore throat, and diagnoses such as flu, allergy, or COVID-19. Use a free no-code AI tool like **Teachable Machine by Google** or **Microsoft Lobe** to train a basic AI model to classify diseases based on symptoms. Input your dataset, train the model, and test it with new symptom combinations. Evaluate its accuracy and note any misclassifications. Submit a brief report explaining the training process, results, and one real-world challenge of using AI in clinical diagnosis.

### **1.2.3 AI in Finance and Banking**

The financial industry has long been at the forefront of data-driven innovation, and AI is further accelerating its transformation. AI's predictive capabilities and automation potential are enabling smarter financial services, improved risk management, and enhanced customer engagement.

#### **Fraud Detection and Risk Assessment:**

AI systems are trained to detect anomalous patterns that may indicate fraudulent activities. For instance, AI algorithms monitor transactional data in real-time to flag suspicious behavior, such as irregular withdrawals or identity theft attempts. Machine learning models also assist in assessing credit risk more accurately by incorporating alternative data sources like online behavior or transaction history.

#### **Algorithmic and High-Frequency Trading:**

AI plays a pivotal role in stock trading by analyzing market data, news sentiment, and financial reports to make split-second investment decisions. These systems can process information at speeds far beyond human traders, optimizing buy/sell strategies in milliseconds.

#### **Credit Scoring and Loan Underwriting:**

Traditional credit scoring often overlooks non-traditional borrowers. AI enhances credit evaluation by using behavioral data, social media activity, and purchasing habits to assess loan applicants, potentially increasing financial inclusion.

#### **Customer Service and Chatbots:**

Banks and financial institutions use AI-powered chatbots to handle routine customer inquiries, guide users through transactions, and offer financial advice. These systems can operate 24/7, significantly improving customer service efficiency.

### **1.2.4 AI in Education and Learning**

AI is revolutionizing education by enabling more personalized, efficient, and inclusive learning experiences. From intelligent tutoring to administrative automation, AI supports both educators and students in achieving better outcomes.

#### **Intelligent Tutoring Systems (ITS):**

These systems provide individualized instruction and feedback by adapting to a student's learning pace, style, and needs. AI-driven platforms like Carnegie Learning use cognitive modeling to offer tailored exercises, explanations, and assessments.

#### **Personalized Learning Pathways:**

By analyzing student data, AI algorithms can recommend learning content that aligns with individual strengths and weaknesses. This level of customization increases engagement and retention, particularly in online learning environments.

#### **Automation of Administrative Tasks:**

AI tools streamline time-consuming administrative processes such as grading, scheduling, and resource allocation. For instance, automated essay scoring systems use NLP to evaluate student writing, providing feedback within seconds.

#### **Learning Analytics and Performance Prediction:**

Educational institutions use AI to analyze trends in student performance, predict dropouts, and intervene proactively. Dashboards powered by AI offer real-time insights into class engagement and comprehension levels.

### **1.2.5 AI in Manufacturing and Retail**

AI is a driving force behind the digital transformation of manufacturing and retail, enhancing efficiency, reducing costs, and enabling new customer experiences.

#### **Predictive Maintenance:**

AI models analyze sensor data from machines to anticipate failures before they happen. Predictive maintenance minimizes downtime, extends equipment life, and optimizes repair schedules.

#### **Quality Control and Defect Detection:**

Computer vision systems powered by AI can detect production defects in real-time with greater accuracy than human inspectors. These systems are used in electronics, automotive, and pharmaceutical manufacturing.

#### **Supply Chain Optimization:**

AI enables more responsive and resilient supply chains by forecasting demand, managing inventory, and

optimizing logistics routes. Tools like demand-sensing algorithms help adjust stock levels in real-time based on market signals.

#### **Customer Behavior Prediction in Retail:**

Retailers use AI to analyze purchase history, browsing behavior, and social media activity to predict consumer preferences and personalize marketing strategies. Recommendation engines, like those used by Amazon and Netflix, are prominent examples.

#### **Robotics and Automation in Warehousing:**

Robots equipped with AI navigate warehouses, manage inventory, and fulfill orders efficiently. Retail giants such as Walmart and Alibaba employ AI-guided robots to streamline order fulfillment and distribution.

### **1.2.6 AI in Transportation and Smart Cities**

Transportation and urban planning are experiencing a paradigm shift through AI, which is driving advancements in mobility, infrastructure, and governance.

#### **Autonomous Vehicles:**

Self-driving cars rely on AI algorithms to interpret data from sensors, cameras, and GPS to navigate complex environments. Companies like Tesla, Waymo, and Uber are investing in autonomous vehicle technology, aiming to reduce traffic accidents and enhance urban mobility.

#### **Traffic Management Systems:**

AI is used to monitor traffic flow, optimize signal timings, and reduce congestion in real-time. Smart traffic lights, powered by AI, adjust their patterns based on vehicle density and pedestrian movements, improving overall traffic efficiency.

#### **Smart Infrastructure and Energy Efficiency:**

In smart cities, AI is employed to manage utilities such as water and electricity by forecasting demand and optimizing distribution. Building management systems use AI to control lighting, heating, and cooling to conserve energy.

#### **Surveillance and Public Safety:**

Computer vision and facial recognition technologies are used in urban surveillance systems to detect unusual behavior, manage crowd control, and identify individuals for security purposes. While effective, these applications raise significant ethical and privacy concerns.

#### **Urban Mobility and Public Transport:**

AI-powered analytics help design better public transport networks by identifying gaps in service and predicting

commuter flows. Ride-sharing platforms like Uber and Lyft use AI to optimize driver allocation, pricing, and routing.

### **1.2.7 AI in E-Commerce**

AI has become a foundational technology in e-commerce, driving personalization, operational efficiency, and customer engagement. The integration of AI algorithms allows online retailers to enhance user experiences while optimizing backend processes.

#### **Personalized Recommendations:**

Recommendation engines powered by AI analyze customer behavior, preferences, and purchase history to suggest relevant products. These systems use collaborative filtering and content-based filtering to tailor shopping experiences, significantly improving conversion rates and customer satisfaction.

#### **Dynamic Pricing and Inventory Management:**

AI enables dynamic pricing strategies by factoring in demand trends, competitor pricing, and inventory levels. Real-time analytics help businesses adjust prices automatically to maximize revenue. Similarly, AI models forecast inventory needs, reducing overstock and stockouts.

#### **Visual Search and Chatbots:**

AI-driven visual recognition allows users to search for products using images rather than text. Additionally, AI chatbots provide 24/7 support by answering queries, processing returns, and guiding users through purchase decisions, thereby enhancing customer service quality.

#### **Fraud Detection and Transaction Monitoring:**

Machine learning algorithms detect fraudulent transactions by identifying anomalies in purchase behavior and payment patterns. These systems continuously learn from new data, improving detection accuracy and reducing false positives.

### **1.2.8 AI in Social Media**

AI plays a pivotal role in shaping the dynamics of modern social media platforms, from content delivery and moderation to sentiment analysis and behavioral profiling.

#### **Content Recommendation and Feed Personalization:**

Platforms like Facebook, Instagram, and TikTok use AI to curate personalized content feeds. Machine learning models analyze user behavior, engagement history, and preferences to prioritize content likely to capture attention, thereby increasing platform retention.

**Automated Content Moderation:**

AI systems are trained to detect inappropriate or harmful content such as hate speech, nudity, and violence. Natural language processing (NLP) and image recognition tools assist in flagging or removing such content, helping platforms comply with community guidelines and regulations.

**Sentiment Analysis and Trend Prediction:**

AI tools analyze user posts and comments to gauge public sentiment toward brands, events, or societal issues. This data is valuable for businesses and policymakers monitoring public opinion in real time.

**Deepfake Detection and Misinformation Control:**

As the threat of AI-generated misinformation grows, social media platforms are deploying counter-AI technologies to detect manipulated content. Techniques like deepfake detection models help mitigate the spread of false information.

**1.2.9 AI in Technology and Communication**

In the tech and telecommunications sectors, AI drives advancements in system automation, network optimization, and human-computer interaction.

**Network Optimization and Predictive Maintenance:**

Telecommunication providers use AI to manage bandwidth, predict network congestion, and automate maintenance. Predictive models reduce downtime by identifying system faults before they escalate into major disruptions.

**Natural Language Processing in Communication Tools:**

AI enhances digital communication platforms through real-time transcription, translation, and sentiment analysis. Applications such as Google Meet, Zoom, and Microsoft Teams employ speech recognition and NLP to improve accessibility and user engagement.

**Automated Customer Support and Virtual Agents:**

Telecom companies and tech service providers implement AI-powered virtual agents to handle routine customer inquiries, troubleshoot issues, and provide technical support. These agents rely on decision trees and contextual analysis for accurate problem resolution.

**AI in Software Development:**

AI assists in code generation, bug detection, and software testing. Tools like GitHub Copilot use transformer-based models to suggest code snippets and improve development efficiency.

**1.2.10 AI in Travel and Navigation**

The travel and transportation industry has seen considerable innovation through AI integration, with applications ranging from route optimization to enhanced customer experiences.

#### **Smart Travel Assistants and Booking Systems:**

AI chatbots and virtual assistants simplify the booking process by offering personalized travel recommendations based on user preferences, budget, and past behavior. Platforms like Expedia and Booking.com use AI to streamline travel planning.

#### **Dynamic Pricing for Airlines and Hotels:**

Airlines and hotel chains use AI to adjust prices based on demand, seasonality, competitor rates, and booking patterns. This helps optimize revenue through real-time yield management.

#### **Navigation and Traffic Optimization:**

AI-driven navigation systems like Google Maps and Waze analyze traffic conditions, road closures, and user reports to suggest optimal routes. Machine learning models also predict future traffic patterns for proactive route planning.

#### **Facial Recognition and Security Screening:**

Airports use AI-enabled facial recognition systems for passenger identification and streamlined boarding. These systems improve security, reduce waiting times, and support contactless travel experiences.

### **1.2.11 AI in Smart Home and IoT**

The integration of AI with the Internet of Things (IoT) is transforming residential and commercial spaces into intelligent environments that respond to human behavior and environmental changes.

#### **Smart Assistants and Home Automation:**

Devices like Amazon Alexa, Google Assistant, and Apple Siri use natural language processing and voice recognition to control smart home systems. AI enables these assistants to learn user preferences over time, improving the quality of interaction.

#### **Energy Efficiency and Environment Control:**

AI algorithms monitor usage patterns and environmental data to optimize energy consumption in heating, lighting, and cooling systems. Smart thermostats like Nest learn from user behavior and adjust settings to balance comfort and efficiency.

#### **Home Security and Surveillance:**

AI-enhanced cameras and sensors detect unusual movements, recognize faces, and send alerts in real time. These systems support remote monitoring and integrate with broader security networks.

**Predictive Maintenance of Appliances:**

Smart home devices can detect anomalies in appliance performance and alert users before malfunctions occur. This extends the lifespan of appliances and reduces repair costs.

**1.2.12 AI in Cybersecurity**

As cyber threats become more sophisticated, AI is increasingly employed to bolster digital defense mechanisms through real-time threat detection, behavioral analysis, and automated incident response.

**Anomaly Detection and Threat Prediction:**

AI models analyze network traffic, user behavior, and system logs to identify suspicious activities. Unsupervised learning algorithms are especially useful in detecting zero-day threats that have no known signature.

**Malware Analysis and Intrusion Detection:**

AI can analyze vast amounts of code and system interactions to detect malware patterns and block them before they infiltrate systems. AI-powered intrusion detection systems (IDS) adapt to evolving attack vectors over time.

**Phishing Detection and Email Filtering:**

Natural language processing techniques help identify fraudulent emails and phishing attempts by detecting unusual language patterns, sender behavior, and metadata anomalies.

**Automated Incident Response:**

AI systems can take automated actions—such as isolating compromised machines or revoking user privileges—upon detecting a security breach. This rapid response reduces the potential damage caused by cyberattacks.

**1.2.13 AI in Agriculture**

AI is playing a transformative role in agriculture by enhancing productivity, optimizing resource use, and addressing global food security challenges.

**Precision Farming and Crop Monitoring:**

AI-powered drones and sensors collect data on soil health, crop growth, and moisture levels. Machine learning models interpret this data to guide irrigation, fertilization, and pest control decisions.

**Yield Prediction and Disease Detection:**

AI systems analyze environmental variables and satellite imagery to forecast crop yields and detect early signs of disease or pest infestations. Early intervention reduces losses and supports sustainable farming practices.

**Automated Machinery and Robotics:**

Autonomous tractors, harvesters, and planters use AI for navigation and task execution, minimizing labor costs and improving efficiency. AI-guided robots can also perform tasks such as weeding with precision.

### **Supply Chain and Market Forecasting:**

AI helps farmers make informed decisions by predicting market demand, pricing trends, and weather impacts. This supports efficient planning and reduces post-harvest losses.

#### **Did You Know?**

“In precision agriculture, **AI-powered drones** are not just used for aerial mapping—they can identify plant diseases, nutrient deficiencies, and even soil health by analyzing the *color spectrum of leaves* and moisture data. This allows farmers to take targeted action down to the square meter of a field.

### **1.2.14 AI in Entertainment and Media**

The entertainment and media industries leverage AI to enhance content creation, distribution, and consumer engagement.

#### **Content Recommendation Engines:**

Streaming platforms like Netflix, Spotify, and YouTube use AI to analyze user preferences and consumption habits, delivering personalized content recommendations that drive engagement and retention.

#### **AI-Generated Content:**

Advancements in generative AI have enabled the creation of music, art, scripts, and even news articles. Tools like OpenAI’s DALL·E and GPT series are capable of generating human-like content in various formats.

#### **Audience Analytics and Targeted Advertising:**

AI analyzes demographic, behavioral, and contextual data to deliver targeted advertisements and understand viewer preferences. This allows content creators and advertisers to optimize campaign effectiveness.

#### **Video and Audio Enhancement:**

AI algorithms enhance video resolution, remove background noise, and apply special effects in post-production processes. Real-time translation and subtitle generation also make content accessible to global audiences.

#### **Deepfake Technology and Virtual Actors:**

While controversial, AI enables the creation of hyper-realistic virtual actors and deepfake videos for entertainment purposes. These technologies raise ethical concerns but also offer new creative possibilities in filmmaking and digital media.

### **1.2.15 AI in Human Resources & Recruitment**

The integration of AI into Human Resources (HR) and recruitment processes has revolutionized talent acquisition, employee engagement, and workforce management. AI brings automation, objectivity, and efficiency to traditionally manual and subjective functions.

**Resume Screening and Candidate Matching:**

AI-powered applicant tracking systems (ATS) utilize natural language processing (NLP) to parse resumes and match them with job descriptions. These systems rank candidates based on skill fit, experience, and relevance, drastically reducing time-to-hire.

**Chatbots and Candidate Engagement:**

Recruitment chatbots handle candidate queries, schedule interviews, and provide updates throughout the hiring process. They ensure consistent communication and improve the overall candidate experience.

**Predictive Analytics for Hiring Decisions:**

Machine learning models can predict the likelihood of a candidate's success in a role by analyzing historical hiring data, cultural fit indicators, and performance metrics. These insights help HR professionals make informed decisions.

**Bias Reduction and Diversity Hiring:**

AI tools are being developed to mitigate unconscious bias in recruitment by anonymizing candidate profiles and focusing solely on competencies. However, the effectiveness of these systems depends on the quality and neutrality of training data.

**Employee Retention and Engagement Analysis:**

AI analyzes workforce sentiment through surveys, internal communications, and behavior patterns to identify signs of disengagement or attrition. HR teams can then implement targeted interventions to improve retention.

### **1.2.16 AI in Energy**

AI plays a crucial role in optimizing energy systems, forecasting demand, integrating renewable sources, and enhancing sustainability initiatives in the energy sector.

**Smart Grid Management:**

AI algorithms manage the flow of electricity in smart grids by analyzing consumption patterns, weather data, and supply conditions. Real-time adjustments ensure efficiency and stability in energy distribution.

**Predictive Maintenance in Power Plants:**

AI systems monitor equipment health and detect anomalies in turbines, generators, and transformers. Predictive maintenance minimizes unplanned downtime and improves asset reliability.

**Energy Demand Forecasting:**

Machine learning models process historical usage data, temperature forecasts, and market signals to accurately predict future energy demand. Utilities use this information to optimize production and reduce waste.

**Integration of Renewable Energy:**

The intermittent nature of renewable sources like solar and wind makes AI essential for forecasting generation levels and balancing loads. AI supports dynamic resource allocation and helps grid operators maintain supply-demand equilibrium.

**Energy Efficiency in Buildings and Cities:**

AI optimizes energy consumption in buildings through intelligent HVAC control, lighting automation, and occupancy detection. Smart meters and IoT sensors provide data that AI uses to reduce energy waste and improve sustainability.

**1.2.17 AI in Legal Services**

The legal industry is leveraging AI to increase efficiency, reduce costs, and enhance the accuracy of legal processes such as research, document review, and contract analysis.

**Legal Research Automation:**

AI-powered tools like ROSS Intelligence and LexisNexis use NLP to scan vast legal databases, identify relevant case laws, and extract precedents. This dramatically reduces the time required for legal research.

**Contract Analysis and Review:**

AI systems analyze contracts to identify clauses, flag risks, and ensure compliance. These tools can detect anomalies, missing elements, or deviations from standard legal language, streamlining due diligence in mergers and acquisitions.

**E-Discovery and Document Sorting:**

In litigation, AI assists with electronic discovery by sorting through thousands of documents, emails, and communications to identify relevant evidence. Machine learning models improve their accuracy with each case.

**Legal Chatbots and Client Services:**

Law firms and legal service providers deploy AI chatbots to answer basic legal questions, help users fill out forms, and direct them to appropriate services. These bots increase accessibility to legal information for the general public.

**Predictive Legal Analytics:**

AI is used to predict legal outcomes by analyzing historical case data, judge rulings, and legal arguments. This helps law firms assess the risks of pursuing litigation and estimate the likelihood of success.

### **1.2.18 AI in Real Estate**

AI is transforming the real estate industry by enabling smarter property valuation, market forecasting, and personalized customer experiences.

#### **Property Valuation and Market Analysis:**

AI models assess a property's value based on variables such as location, size, historical sales, neighborhood trends, and even satellite imagery. This improves accuracy in pricing and investment decision-making.

#### **Virtual Assistants and Chatbots for Buyers:**

Real estate platforms use AI chatbots to answer property-related questions, schedule visits, and recommend listings based on user preferences. These assistants enhance lead conversion and reduce the need for human agents in initial stages.

#### **Predictive Modeling for Investment:**

AI predicts future property values, rental income potential, and market trends. Investors use these forecasts to make informed decisions about where and when to buy or sell real estate assets.

#### **Image Recognition in Property Listings:**

AI can analyze photos of property listings to identify features like flooring types, room sizes, and furnishing status. This enhances search functionality by allowing users to filter properties based on visual criteria.

#### **Fraud Detection in Transactions:**

AI systems monitor transaction data for signs of money laundering or fraudulent behavior, ensuring regulatory compliance in high-value property deals.

### **1.2.19 AI in Defense and Security**

In the defense and national security sectors, AI is used for strategic planning, surveillance, cybersecurity, and autonomous systems, often raising complex ethical and geopolitical considerations.

#### **Autonomous Weapons and Military Robotics:**

AI powers unmanned aerial vehicles (UAVs), ground robots, and autonomous naval systems that can operate in hostile environments with minimal human input. These systems are used for reconnaissance, targeting, and logistics.

#### **Surveillance and Threat Detection:**

AI processes vast amounts of video, satellite imagery, and sensor data to detect unusual activities, monitor borders, and identify security threats. Facial recognition and behavior analysis tools enhance situational awareness.

**Cybersecurity and Information Warfare:**

AI defends against cyberattacks by detecting malware, identifying vulnerabilities, and automatically responding to breaches. In information warfare, AI is also used to identify and counter disinformation campaigns.

**Decision Support Systems for Command Operations:**

Military strategists use AI-powered simulations and scenario analysis to plan missions, evaluate enemy capabilities, and optimize resource allocation. These systems integrate real-time intelligence and battlefield data.

**Disaster Response and Humanitarian Aid:**

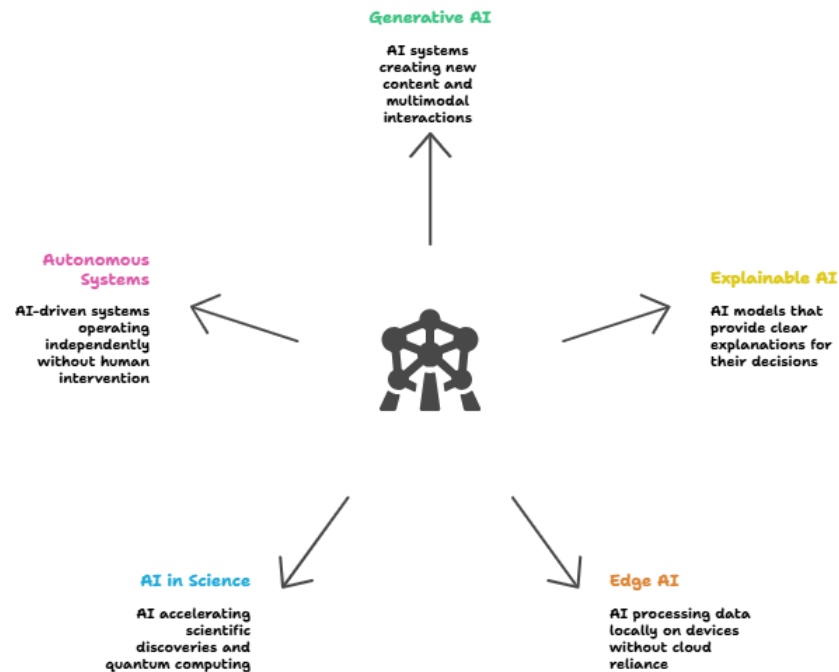
AI assists defense agencies in coordinating disaster relief efforts by analyzing satellite images, predicting the spread of natural disasters, and optimizing supply distribution.

## 1.3 Future Scope of AI

### 1.3.1 Emerging AI Trends

The future of Artificial Intelligence is being shaped by several emerging trends that are redefining the boundaries of what machines can learn, understand, and do. These developments reflect both the growing maturity of existing AI technologies and the convergence of AI with other advanced fields.

## Emerging AI Trends



### a. Generative AI and Multimodal Systems

Generative AI, led by advancements in transformer architectures, is transforming content creation across text, images, audio, and video. Tools such as GPT for text, DALL·E for images, and MusicLM for audio demonstrate the potential of AI to generate creative content indistinguishable from human work. Multimodal AI systems, capable of processing and integrating information across multiple sensory modalities (e.g., vision, speech, and language), are enabling more sophisticated human-computer interactions.

### b. Explainable and Interpretable AI (XAI)

With increasing reliance on complex AI models, especially deep neural networks, there is a growing need for transparency and accountability. Explainable AI focuses on developing models that can articulate their reasoning processes, enhancing trust and facilitating compliance with regulations in sectors like healthcare and finance.

### c. Edge AI and Federated Learning

The demand for real-time, privacy-preserving AI is accelerating the shift toward **Edge AI**, where AI processing

occurs locally on devices such as smartphones, IoT sensors, or autonomous vehicles. **Federated Learning** allows decentralized AI models to learn collaboratively from multiple data sources without transferring sensitive data to central servers, preserving privacy while maintaining learning efficacy.

#### **d. AI in Scientific Discovery and Quantum AI**

AI is increasingly applied to accelerate scientific discovery in fields like chemistry, biology, and climate science. For example, DeepMind's AlphaFold revolutionized protein structure prediction. Moreover, the intersection of AI and **quantum computing** is opening new frontiers, where quantum AI algorithms could potentially solve problems that are intractable for classical computers.

#### **e. Autonomous Systems and General AI**

Advancements in robotics and autonomous systems continue, with improvements in real-world navigation, manipulation, and multi-agent coordination. The long-term pursuit of **Artificial General Intelligence (AGI)** remains active, aiming to create machines capable of understanding and performing any intellectual task a human can do, across domains.

### **1.3.2 AI and the Future of Work**

Artificial Intelligence is reshaping the future of work, not by replacing human labor outright, but by transforming how, where, and with whom we work. The next decade will witness a shift toward **human–AI collaboration**, **hyper-personalized workflows**, and an evolving **employment landscape** that requires continuous learning, ethical governance, and adaptability.

#### **a. Automation of Routine Tasks**

AI systems are increasingly deployed to automate repetitive and rule-based functions in industries such as manufacturing, finance, logistics, and customer service. This automation enhances operational efficiency but simultaneously leads to the displacement of low-skill jobs. However, rather than triggering mass unemployment, automation is redirecting human labor toward more creative, strategic, and interpersonal tasks.

#### **b. Rise of Human–AI Collaboration**

Instead of replacing workers, AI is becoming an essential collaborator—**augmenting decision-making**, enhancing productivity, and supporting innovation. In healthcare, AI assists clinicians with diagnostics; in legal contexts, it accelerates research; and in journalism, it helps analyze large datasets. Human–AI collaboration allows workers to offload routine tasks and concentrate on areas that require critical thinking, empathy, and complex judgment.

#### **c. New Job Roles and Skill Demands**

The rise of AI is generating demand for entirely new professions, including AI ethicists, data annotators, machine learning engineers, algorithm auditors, and human–AI interaction designers. These roles require both **technical**

**proficiency** and **soft skills** such as creativity, ethical reasoning, and communication. The gig economy and freelance platforms are also evolving to accommodate these specialized roles.

#### **d. Reskilling, Lifelong Learning, and Adaptability**

The rapid pace of technological change calls for a shift in how skills are acquired and maintained. Governments, educational institutions, and private companies are investing in **AI literacy**, digital fluency, and hybrid curricula that integrate STEM education with critical thinking and emotional intelligence. **Lifelong learning** is no longer optional—it is essential for workforce resilience.

#### **e. Hyper-Personalized and Remote Workflows**

AI-powered tools are enabling **personalized work experiences**, optimizing individual productivity based on behavioral insights, task preferences, and cognitive rhythms. In parallel, the **remote and hybrid work revolution**, accelerated by global disruptions, is being sustained by AI tools that manage distributed teams, automate scheduling, and enhance virtual collaboration.

#### **f. Ethics, Trust, and Governance at Work**

The integration of AI into recruitment, performance evaluation, and workplace surveillance raises concerns about **bias, transparency, and employee autonomy**. Trust in AI systems hinges on **explainability, fairness**, and robust **governance frameworks**. Organizations must embed ethical principles in AI deployment and ensure that workers have agency over how they interact with intelligent systems.

### **1.3.3 AI and Ethics: Opportunities and Challenges**

As AI systems become more embedded in societal infrastructure, ethical considerations become central to their design, deployment, and governance. Ethical AI aims to align technological progress with human values, fairness, and accountability.

#### **a. Bias and Fairness**

AI systems often inherit biases from the data they are trained on. Discriminatory outcomes in facial recognition, hiring algorithms, and credit scoring systems have revealed the potential for AI to exacerbate social inequalities. Research in algorithmic fairness focuses on mitigating these biases through techniques such as re-sampling, regularization, and adversarial debiasing.

#### **b. Privacy and Surveillance**

The widespread use of AI in data collection and analysis raises significant privacy concerns. AI-driven surveillance systems, facial recognition tools, and predictive policing programs can infringe on individual freedoms if not carefully regulated. Ethical AI development must prioritize privacy-by-design principles and ensure that consent, data minimization, and security are embedded in system architecture.

### **c. Accountability and Transparency**

When AI systems make consequential decisions—such as approving loans, diagnosing diseases, or adjudicating legal matters—establishing accountability is crucial. Transparent model architectures, audit trails, and explainability features help ensure that decisions can be scrutinized and challenged when necessary.

### **d. Autonomy and Human Dignity**

In scenarios involving AI decision-making, such as healthcare or social services, preserving human autonomy and dignity is critical. Humans should retain ultimate control over decisions with moral, legal, or emotional dimensions, especially where human rights are at stake.

### **e. Weaponization and Dual-Use Technologies**

The use of AI in autonomous weapons and surveillance regimes raises grave ethical and geopolitical concerns. International bodies are debating the regulation of **lethal autonomous weapon systems (LAWS)**, while dual-use AI technologies (those that can be used for both civilian and military purposes) present complex policy challenges.

### **f. Global Governance and Regulation**

Efforts to create frameworks for **AI governance** are underway globally, led by institutions like the OECD, UNESCO, and the European Union. Key principles include transparency, fairness, safety, robustness, and human-centricity. However, regulatory fragmentation and geopolitical competition may hinder the establishment of unified ethical standards.

## **1.3.4 The Road Ahead for AI Research and Development**

AI research and development (R&D) is entering a new phase, characterized by interdisciplinary collaboration, greater societal involvement, and a focus on human-centered innovation.

### **a. Interdisciplinary Integration**

The future of AI R&D lies at the intersection of computer science, neuroscience, psychology, ethics, law, and the social sciences. Understanding human cognition and behavior is essential for designing truly intelligent systems. AI is also being integrated into disciplines such as materials science, bioinformatics, and economics, broadening its research impact.

### **b. Human-Centered AI Design**

There is growing emphasis on designing AI that aligns with human values, needs, and social contexts. Human-centered AI prioritizes usability, fairness, interpretability, and inclusion. It promotes collaboration between developers, users, and stakeholders to ensure AI systems serve public interest.

### c. Advancing Fundamental Research

Despite impressive applications, many core challenges in AI remain unsolved. Research is ongoing in areas such as:

- **Causal reasoning:** Enabling AI to understand cause-effect relationships, not just correlations.
- **Continual learning:** Building models that can learn incrementally over time without forgetting prior knowledge.
- **Commonsense reasoning:** Equipping AI with general knowledge and everyday reasoning capabilities.
- **Robustness and generalization:** Ensuring AI systems perform well in diverse and unfamiliar settings.

### d. Open-Source and Collaborative Innovation

Open-source platforms and global research communities have become catalysts for AI innovation. Shared datasets, model repositories, and collaborative benchmarks foster transparency, reproducibility, and rapid experimentation. Initiatives like OpenAI, Hugging Face, and DeepMind actively contribute to public knowledge in the AI domain.

### e. Scaling with Responsibility

The trend toward scaling AI models—such as large language models with billions of parameters—raises questions about computational costs, energy consumption, and responsible use. Future research is likely to focus on **green AI**, model efficiency, and low-resource learning techniques that democratize access to powerful AI tools.

### f. Public Engagement and Participatory AI

As AI systems impact broader segments of society, involving the public in discussions about their development and use is becoming essential. Participatory AI frameworks promote transparency and civic input in shaping AI policies, ensuring that technology development reflects societal values and priorities.

## Knowledge Check 1

**Choose the correct option:**

1. Which of the following best defines "Explainable AI (XAI)"?  
A. AI that generates creative outputs like music and art

- B. AI systems that can provide human-like emotional responses
  - C. AI models that allow users to understand and interpret decision-making processes
  - D. AI that can operate without any data input
2. **What is one of the key benefits of Federated Learning in AI development?**
- A. It eliminates the need for machine learning models
  - B. It allows AI models to be trained on data without transferring it to a central server
  - C. It reduces the cost of quantum computing
  - D. It enables the use of AI in agriculture only
3. **According to emerging trends, how is AI expected to impact the future of work?**
- A. By replacing all human roles across sectors
  - B. By automating creative thinking completely
  - C. By creating hybrid human-AI collaboration teams that augment productivity
  - D. By removing the need for employee training programs
4. **What is one of the main ethical challenges associated with AI systems?**
- A. Lack of processing speed
  - B. Biased outcomes due to training data
  - C. Absence of hardware compatibility
  - D. Inability to collect user feedback
5. **Which of the following is a current research focus area in AI development?**
- A. Manual data entry techniques
  - B. Increased dependence on centralized computing
  - C. Causal reasoning and continual learning
  - D. Static rule-based systems

## 1.4 AI Applications in Creative, Business & Cross Domains

### 1.4.1 AI in Design and Creative Domains

Artificial Intelligence is profoundly reshaping creative industries by augmenting the capabilities of artists, designers, and innovators across a wide range of disciplines. In creative contexts, AI functions not only as an automation tool but increasingly as a **co-creator**, capable of generating, refining, and inspiring **novel aesthetic forms** and functional designs.

### **a. Generative Design and Art Creation**

AI-powered **generative design** tools use optimization algorithms to explore a wide array of design solutions under specific constraints. In **architecture** and **industrial design**, platforms like Autodesk's **Generative Design** propose structurally efficient forms that balance aesthetics with real-world performance requirements (e.g., weight, strength, material cost).

In **urban transport and mobility**, AI has been used to design **traffic-efficient road layouts**, bike lanes, and smart infrastructure that adapts to pedestrian behavior and environmental constraints.

In **visual arts**, applications like **Artbreeder**, **DeepArt**, and **DALL·E** use neural networks to generate novel images, blend artistic styles, or synthesize artwork from text prompts. These tools allow for rapid ideation and cross-style experimentation, empowering non-artists and professionals alike.

### **b. Music Composition and Sound Design**

AI tools such as **AIVA**, **Amper Music**, and **Soundraw** compose original music tailored to specific moods, genres, or use cases (e.g., film, gaming, or advertisements). AI can simulate styles of classical composers or create entirely new auditory palettes by analyzing rhythm, timbre, and harmonic structures.

In **gaming and interactive environments**, AI-generated music dynamically adjusts to player emotions or game events, creating immersive and responsive soundscapes.

### **c. Writing, Storytelling, and Literary Arts**

Natural Language Processing (NLP) models like **GPT-4**, **Sudowrite**, and **Jasper** are enabling human–AI co-authorship in screenwriting, poetry, journalism, and content marketing. These tools assist with brainstorming, character development, narrative world-building, and stylistic refinement.

In **advertising**, AI is being used to craft persuasive copy optimized for specific demographics and emotional responses, driving engagement across digital platforms.

### **d. Fashion Design and Aesthetic Forecasting**

AI models analyze color trends, fabric textures, body measurements, and consumer behavior to predict emerging fashion styles. Designers use AI-powered platforms to visualize and test clothing items in **virtual fitting rooms** or **3D fashion simulations**, significantly reducing prototyping time and material waste.

Startups are also using AI to generate **hyper-personalized fashion recommendations**, adapting styles to individual consumer preferences in real time.

### e. Transport, Product, and UX Design

In **automotive design**, AI is applied to develop aerodynamic forms, ergonomic interiors, and user-centered dashboard interfaces. Companies like BMW and Tesla use AI in both vehicle aesthetics and human–machine interface (HMI) optimization.

In **product design**, AI aids in material selection, form factor optimization, and **sustainability analysis**. For example, generative algorithms help design lightweight components for aerospace and consumer electronics that maintain performance while reducing environmental impact.

In **UX/UI design**, AI tools predict user interactions, suggest layout optimizations, and even generate wireframes based on user goals and behavior patterns—streamlining the iterative process.

### f. Ethical and Philosophical Considerations

The growing presence of AI in the creative process raises profound questions about **authorship**, **originality**, and **intellectual property**. Who owns a design generated by an algorithm trained on millions of human artworks? Should AI-generated art be eligible for copyright protection? And how do we ethically credit co-creative systems? These questions intersect with broader philosophical issues about **machine creativity**, the **nature of artistic intent**, and the **role of human agency** in the creative process. As AI continues to blur the line between tool and collaborator, new legal and cultural frameworks will be needed to define ownership, responsibility, and ethical use.

#### “Activity”

Select a theme for creative visual storytelling such as “*Future of Cities*”, “*Digital Loneliness*”, or “*Nature Reimagined*”. Use a text-to-image AI generator like **DALL·E**, **Bing Image Creator**, or **Craiyon**. Enter descriptive prompts related to your chosen theme and generate at least three AI-generated artworks. Analyze the outputs to identify how well the AI captured visual elements, mood, and coherence. Note any surprises or inaccuracies in how AI interpreted abstract ideas. Submit your three images along with a short write-up explaining how the AI handled creative input, and whether you think AI can act as a collaborative design tool in professional creative work.

## 1.4.2 AI in Design and Business Domains

The intersection of AI with business and design disciplines is producing data-driven, user-centric innovations that enhance decision-making, product development, and customer engagement. In this context, AI acts as a design partner and strategic enabler across business verticals.

**a. User Experience (UX) and Interface Design**

AI systems are now employed to evaluate and optimize user interfaces by tracking user behavior, predicting interaction patterns, and recommending improvements. Tools like Adobe Sensei analyze heatmaps, click-through data, and scroll behavior to refine layout and usability in digital products.

**b. Customer Journey Mapping and Personalization**

Designers and marketers use AI to create personalized customer experiences by modeling customer personas and simulating behavior across digital touchpoints. AI-driven A/B testing allows for real-time adaptation of interfaces and messaging based on user responses.

**c. Product and Service Innovation**

AI supports the ideation and prototyping phases of product development by analyzing market data, identifying unmet needs, and testing virtual prototypes. Generative AI can create product blueprints, test variations, and propose new configurations with reduced human intervention.

**d. Branding and Visual Communication**

AI tools assist graphic designers in generating logos, layouts, and marketing materials by learning brand guidelines and producing design options. These tools not only automate repetitive design tasks but also inspire new creative directions in visual branding.

**e. Strategic Design and Business Intelligence**

AI is increasingly integrated into strategic design thinking, where insights from customer data, market trends, and competitor analysis inform long-term business planning. Decision-makers use AI dashboards that synthesize complex data into visual narratives, helping align design strategies with business objectives.

**f. Data-Driven Creativity and Performance Optimization**

Designing with AI involves a feedback loop where creative outputs are tested in real-world contexts, and performance data is fed back into the design process. This continuous optimization model ensures that business goals such as engagement, retention, and conversion are aligned with design outputs.

**1.4.3 AI in Design and Cross Domains**

AI's capacity to learn, adapt, and generate solutions makes it a powerful catalyst for innovation across interdisciplinary domains. At the intersection of design and various scientific, engineering, and social disciplines, AI fosters new models of collaboration and problem-solving.

### **a. AI in Architecture and Urban Design**

Architects now employ AI to simulate environmental conditions, optimize structural designs, and assess urban dynamics. AI models predict energy consumption, crowd movement, and environmental impact, helping to create sustainable and adaptive built environments.

### **b. AI in Biomedical and Health Design**

In biomedical engineering and healthcare, AI aids in designing prosthetics, implants, and medical devices tailored to individual anatomy using 3D modeling and deep learning. Designers collaborate with bioengineers to improve ergonomic, functional, and aesthetic aspects of healthcare solutions.

### **c. AI in Environmental and Sustainable Design**

AI helps environmental designers simulate and evaluate the impact of materials, construction methods, and resource consumption. Tools that combine generative design with environmental simulations support low-carbon product and infrastructure design.

### **d. AI in Cognitive and Behavioral Design**

Cognitive AI is used in behavioral science and human-centered design to develop systems that adapt to user emotions, preferences, and decision-making patterns. These systems improve the design of educational tools, mental health apps, and adaptive learning environments.

### **e. Interdisciplinary Education and Creative Research**

AI is becoming central in transdisciplinary educational programs that merge design thinking with AI engineering, data science, and the humanities. Students and researchers explore speculative design, interactive AI systems, and experimental interfaces that transcend conventional disciplinary boundaries.

### **f. Ethical Design and Inclusive Innovation**

Cross-domain AI applications are increasingly guided by the principles of **ethical design**, emphasizing transparency, inclusivity, and cultural sensitivity. Designers working in multi-disciplinary teams must ensure that AI solutions respect diverse user needs and avoid reinforcing societal biases.

## **1.5 Summary**

- ❖ Artificial Intelligence (AI) refers to computer systems capable of performing tasks that typically require human intelligence such as reasoning, learning, problem-solving, perception, and language understanding.
- ❖ The roots of AI span from early philosophical ideas about logic and reasoning to the advent of electronic computing in the mid-20th century. Landmark events include the Turing Test, Dartmouth Conference (1956), and multiple AI "winters" due to technological limitations.

- ❖ Modern AI encompasses subfields such as Machine Learning (ML), Natural Language Processing (NLP), Computer Vision, Robotics, and Expert Systems, with core characteristics including learning, reasoning, perception, and autonomy.
- ❖ AI is being adopted across a wide spectrum of industries to drive innovation, automation, and decision-making efficiency.
- ❖ In **healthcare**, AI is used for diagnostics, predictive analytics, drug discovery, and virtual health assistants.
- ❖ In **finance**, applications include fraud detection, algorithmic trading, credit scoring, and AI-powered chatbots.
- ❖ **Education** benefits from AI through personalized learning, intelligent tutoring systems, and predictive analytics for student performance.
- ❖ In **manufacturing and retail**, AI supports predictive maintenance, quality control, customer behavior prediction, and warehouse automation.
- ❖ **Smart cities and transportation** employ AI for autonomous vehicles, traffic optimization, and public safety through surveillance and infrastructure monitoring.
- ❖ E-commerce leverages AI for product recommendations, dynamic pricing, customer service automation, and fraud detection.
- ❖ AI in **social media** powers content personalization, sentiment analysis, and content moderation.
- ❖ In **telecommunications**, AI enhances network optimization, predictive maintenance, and natural language-based services.
- ❖ AI transforms **travel, IoT, cybersecurity, agriculture, entertainment, legal, energy, HR, and defense sectors** through applications ranging from autonomous systems to AI-enabled decision support and predictive intelligence.
- ❖ The **future scope** of AI includes emerging trends such as generative AI, edge computing, explainable AI, and AI-quantum integration.
- ❖ The relationship between AI and the future of work centers on job transformation, augmentation, and the rise of human-AI collaboration.

- ❖ Ethical challenges include bias, fairness, transparency, privacy, surveillance, and the regulation of autonomous systems.
- ❖ AI research continues to evolve through interdisciplinary efforts, participatory design, human-centered approaches, and sustainable innovation.
- ❖ Creative and cross-domain applications of AI include generative art, fashion design, UX optimization, architectural design, biomedical modeling, and ethical technology integration.

## 1.5 Key Terms

### 1. **Artificial Intelligence (AI):**

The simulation of human intelligence processes by machines, especially computer systems.

### 2. **Machine Learning (ML):**

A subset of AI that enables systems to learn from data without being explicitly programmed.

### 3. **Natural Language Processing (NLP):**

The AI capability to understand, interpret, and generate human language.

### 4. **Generative AI:**

AI models that create new content such as text, images, or music based on learned patterns.

### 5. **Explainable AI (XAI):**

AI systems designed to provide transparent and understandable decision-making processes.

### 6. **Predictive Analytics:**

AI-based data analysis used to forecast future outcomes based on historical data.

### 7. **Human-Centered Design:**

The practice of designing AI systems with a focus on user needs, ethics, and usability.

### 8. **Edge AI:**

AI processing done locally on devices instead of centralized cloud systems, improving speed and privacy.

## 1.6 Descriptive Questions

1. What are the main characteristics that define an AI system?

2. How has the historical evolution of AI influenced current technological advancements?
3. In what ways is AI transforming the healthcare industry?
4. Explain how AI is used in financial fraud detection and credit scoring.
5. Describe how AI supports personalized learning in education.
6. What are the ethical concerns surrounding the use of AI in decision-making?
7. How does generative AI differ from traditional rule-based systems?
8. Discuss the significance of human-centered design in cross-domain AI applications.

## 1.7 References

1. Russell, S., & Norvig, P. (2020). *Artificial Intelligence: A Modern Approach* – Foundations of AI systems and applications.
2. Marr, B. (2019). *Artificial Intelligence in Practice* – Use cases across industries like healthcare, finance, and retail.
3. Topol, E. (2019). *Deep Medicine* – AI's role in transforming healthcare diagnostics and patient care.
4. Tegmark, M. (2017). *Life 3.0: Being Human in the Age of Artificial Intelligence* – Future implications and ethical concerns.
5. OECD (2021). *Principles on AI* – Governance, fairness, and transparency in AI.
6. McKinsey Global Institute (2020). *The Future of Work in the Age of AI* – AI's impact on employment and skill transformation.

### Answers to Knowledge Check

#### **Knowledge Check 1**

1. C. AI models that allow users to understand and interpret decision-making processes
2. B. It allows AI models to be trained on data without transferring it to a central server

3. C. By creating hybrid human-AI collaboration teams that augment productivity
4. B. Biased outcomes due to training data
5. C. Causal reasoning and continual learning

## 1.8 Case Study

### Strategic Integration of AI Across Sectors to Drive Innovation and Efficiency

#### Introduction

As Artificial Intelligence (AI) continues to redefine industries, the integration of AI across creative, business, and technical domains has become crucial for organizations seeking sustained innovation. From automating complex processes to augmenting human decision-making, AI's transformative impact is visible across sectors such as healthcare, education, finance, design, and beyond. This case study examines how organizations are leveraging AI capabilities to enhance productivity, drive personalization, and solve sector-specific challenges.

#### Background

The 21st century has witnessed AI evolve from a theoretical concept into an applied technology reshaping global industries. Key developments like deep learning, generative models, and natural language processing have enabled AI to move beyond data automation into cognition, prediction, and creativity. While its applications differ by sector, the core capabilities of AI—learning, problem-solving, reasoning, and perception—are universally relevant. Despite its promise, challenges such as ethical concerns, skill gaps, and integration complexities persist.

#### Problem 1: Fragmented Adoption Across Industries

Although AI tools are available, many industries have adopted them unevenly. In sectors like education and agriculture, implementation lags due to infrastructure limitations, lack of awareness, or resistance to technological change. As a result, institutions miss opportunities to personalize learning, improve productivity, or optimize resource use.

#### Solution:

Governments and industry leaders have initiated capacity-building programs to promote AI literacy, incentivize research, and create sector-specific frameworks. For example, AI-based adaptive learning platforms are now increasingly integrated in schools to support personalized education, and precision agriculture solutions are being subsidized to support rural innovation.

#### Problem 2: Ethical and Regulatory Challenges

The deployment of AI in legal services, HR, and defense raises critical ethical concerns related to data privacy, bias, surveillance, and autonomous decision-making. Without clear policies, these systems can produce discriminatory outcomes or compromise human rights.

**Solution:**

Interdisciplinary AI governance frameworks have been introduced by bodies such as the OECD and EU to enforce transparency, fairness, and accountability. AI tools in HR now include fairness audits, while military AI operates under human-in-the-loop protocols to ensure oversight.

**Problem 3: Creative and Cross-Domain Integration Barriers**

While AI has been adopted in design, media, and entertainment, some creatives view it as a threat rather than a tool. There's also a knowledge gap in how to apply AI collaboratively across design, business, and technology functions.

**Solution:**

Design schools and creative industries have started including AI literacy and co-creation tools like generative art software in their curricula. Businesses use AI-enabled UX design tools and predictive analytics to merge design thinking with strategic decision-making.

**Reflective Questions**

- How can interdisciplinary AI education improve adoption across traditional and emerging sectors?
- What policies are essential to ensure AI aligns with ethical standards in sensitive industries?
- How should industries balance human creativity with AI-generated design outputs?

## Unit 2: Foundations and Applications of AI

### Learning Objectives:

1. Classify the different types of AI and distinguish between narrow, general, and superintelligent systems.
2. Explain the fundamentals of Generative AI and analyze the architecture and functions of Large Language Models (LLMs).
3. Explore and evaluate key LLM tools such as ChatGPT, Claude, and others in real-world contexts.
4. Define prompts in the context of Generative AI and differentiate between various prompt types
5. Apply principles of effective prompt engineering to craft, test, and refine AI prompts for improved output quality.
6. Identify and correct common mistakes in prompt writing through iterative experimentation.

### Content

- 2.1 Types of AI, Generative AI, LLM's
- 2.2 Prompt Engineering
- 2.3 Crafting Effective Prompts
- 2.4 Summary
- 2.5 Key Terms
- 2.6 Descriptive Questions
- 2.7 References
- 2.8 Case Study

## 2.0 Introductory Caselet

### When Words Shape Results — Meera at BrandMuse Digital

Meera, a recent media and communication graduate, joined **BrandMuse Digital**, a boutique creative agency helping lifestyle brands scale through content. With tight deadlines and demanding clients, the team had started using generative AI tools like ChatGPT, Midjourney, and Copy.ai to assist with content, imagery, and even campaign ideas.

During her first solo assignment, Meera was tasked with drafting a tagline and short social ad copy for a new eco-conscious skincare brand. She quickly opened her favorite AI tool and typed:

**"Write a tagline for a skincare brand."**

The results were... underwhelming. Generic phrases like *"Glow Naturally"* and *"Skincare You Can Trust"* didn't impress her creative director.

Frustrated, Meera started experimenting. She rephrased her prompt to:

**"Write a 5-word tagline for a premium, eco-friendly skincare brand that targets Gen Z and emphasizes clean beauty."**

Suddenly, the results were sharper and more aligned. She shortlisted a few and, after minor edits, presented them. Her creative director was impressed: "You cracked the brief — and you made the AI sound like us."

Curious, Meera spent the weekend diving into prompt engineering techniques, learning about prompt types, input structure, and how large language models work. She realized that communicating with AI wasn't about *what* you asked — it was *how* you asked. The more precise and contextual her prompts were, the better the AI output became. Soon, she became the go-to person for writing AI prompts across the team — from ad copy to image generation to concept decks. What started as a frustration turned into a superpower.

### Critical Thinking Question:

If you were Meera, how would you explain the value of learning prompt engineering to a teammate who thinks AI tools should "just work" without much input?

## 2.1 Types of AI, Generative AI, and Large Language Models (LLMs)

Artificial Intelligence (AI) continues to evolve rapidly, becoming an integral part of diverse systems across industries. With applications ranging from automation and analytics to creativity and conversation, AI is no longer a futuristic concept—it is embedded in the technologies of today. To understand this evolving field, it is crucial to explore the types of AI, the rise of generative AI models, and the powerful capabilities of Large Language Models (LLMs). These components represent both foundational knowledge and cutting-edge innovation in the AI landscape.

### 2.1.1 Types of AI

Artificial Intelligence can be classified in multiple ways based on its level of capability, its functional behavior, and its application context. Understanding these classifications provides a comprehensive view of how AI systems function and how they are developed or deployed.

#### 1. Based on Capabilities

AI systems can be broadly divided into three categories depending on their general ability to perform tasks and their degree of cognitive mimicry of human intelligence:

##### a. Narrow AI (Weak AI):

Narrow AI refers to AI systems that are trained and optimized for a specific task. These systems operate under a restricted set of parameters and cannot perform functions outside of their designed scope. Most AI systems in use today—such as spam filters, voice recognition, and recommendation engines—fall under this category. They may appear intelligent but lack consciousness or understanding.

##### b. General AI (Strong AI):

General AI represents machines that possess the ability to understand, learn, and apply intelligence to solve any problem, much like a human. These systems would be capable of transferring knowledge from one domain to another, adapting flexibly to new environments. Although a central goal of AI research, general AI remains theoretical at this stage.

##### c. Superintelligent AI:

This is a hypothetical form of AI that surpasses human intelligence across all fields—logic, creativity, emotional intelligence, and social reasoning. It is often discussed in philosophical, ethical, and futuristic terms. Concerns regarding control, alignment with human values, and existential risks are major areas of debate related to superintelligent AI.

#### 2. Based on Functionalities

Another useful way to classify AI is according to its functioning—how it processes data, makes decisions, and learns from the environment:

**a. Reactive Machines:**

These systems respond to current inputs but have no memory or ability to learn from past experiences. IBM’s Deep Blue, the chess-playing computer, is a classic example. It could assess a game’s current state but had no memory of previous games.

**b. Limited Memory:**

This is the most widely used AI functionality in contemporary systems. Limited memory AI can look at past data to make decisions but retains that data only temporarily. Self-driving cars are a good example, as they continuously assess traffic conditions and road hazards to make driving decisions.

**c. Theory of Mind (conceptual):**

This refers to AI systems that would understand human emotions, beliefs, and intentions. It is a work-in-progress in research fields such as affective computing and human-computer interaction.

**d. Self-Aware AI (hypothetical):**

This advanced form of AI would have its own consciousness, self-awareness, and the ability to perceive internal states. Self-aware AI is still a theoretical construct with no existing implementations.

**3. Based on Application Domains**

This classification focuses on the nature of the AI’s interaction with the world:

- **Perceptual AI:** AI that senses and interprets the world, such as image or speech recognition systems.
- **Cognitive AI:** Involves higher-level reasoning tasks like decision-making, planning, and problem-solving.
- **Autonomous AI:** Refers to systems that can act independently in complex environments, such as autonomous drones or robots.

These types of AI, categorized by their capabilities and functionalities, create a foundational map for understanding the range of intelligent systems—from narrowly specialized tools to aspirational, general-purpose cognitive machines.

**2.1.2 Generative AI Models**

Generative AI represents one of the most transformative advancements in artificial intelligence in recent years. Unlike traditional AI models that are typically used for classification or prediction, generative AI models are capable of creating entirely new content—text, images, code, music, and more—based on patterns learned from

large datasets. These models do not merely replicate existing data; instead, they generate novel and often highly realistic outputs.

### **Definition and Purpose**

Generative AI refers to a class of machine learning models that can produce original content by learning from existing data distributions. These models identify statistical patterns and structures in the input data and use that information to generate new samples that mimic the original dataset. This ability allows generative AI to assist or even co-create with humans in various domains such as design, writing, gaming, and filmmaking.

### **Major Types of Generative AI Models**

Several model architectures underpin generative AI. Each comes with its own mechanisms, strengths, and application domains:

#### **a. Generative Adversarial Networks (GANs):**

Proposed by Ian Goodfellow in 2014, GANs consist of two neural networks—the **generator** and the **discriminator**—that are trained simultaneously. The generator creates synthetic data (e.g., images), while the discriminator evaluates whether the data is real (from the dataset) or fake (from the generator). Over time, the generator improves its ability to produce data indistinguishable from real data. GANs are widely used in image synthesis, fashion design, and art generation.

#### **b. Variational Autoencoders (VAEs):**

VAEs are another popular architecture for generative tasks. They encode input data into a latent space (compressed form) and then decode it to reconstruct or generate new data. VAEs are commonly used in generating human faces, molecular structures in drug discovery, and even 3D object generation.

#### **c. Transformer-Based Models:**

Transformers have redefined generative AI, especially in natural language processing. These models, such as GPT (Generative Pretrained Transformer), BERT, and T5, use attention mechanisms to understand context and generate coherent text. The ability of transformers to handle sequential data makes them especially powerful in generating content like essays, code, poems, and summaries.

### **1.4.2 Applications of Generative AI**

Generative AI is rapidly advancing across multiple sectors, enabling machines to produce original content in various modalities—text, images, audio, video, and more. These capabilities are transforming workflows in design, entertainment, education, software development, and scientific research by enhancing creativity, accelerating production, and personalizing user experiences.

#### **a. Text Generation and Conversational Agents**

One of the most mature applications of generative AI lies in **natural language generation (NLG)**. AI writing assistants such as **ChatGPT**, **Jasper**, and **Copy.ai** are used for content automation in blogging, marketing, and education. These models can generate essays, reports, scripts, and interactive stories. Meanwhile, **conversational agents** like **Google Bard**, **Meta's BlenderBot**, and **Character.AI** create realistic dialogue experiences for customer service, tutoring, and entertainment, adapting tone and style to the user's input.

#### **b. Image Generation and Visual Content Creation**

Generative models such as **DALL·E**, **Midjourney**, and **Stable Diffusion** can synthesize photorealistic, surrealistic, or stylistic images from natural language prompts. These tools are used in advertising, concept art, architecture, and virtual environments. AI-powered image editors like **Adobe Firefly** and **Runway ML** further support creative workflows through features like **inpainting**, **style transfer**, and **background replacement**.

#### **c. Music Composition and Audio Synthesis**

Generative AI in music and audio includes tools like **OpenAI's Jukebox**, **AIVA**, and **Suno.ai**, which create original compositions across genres and moods. In addition to composing, AI models assist in **sound design**, **mood mapping**, and **voice synthesis**. Technologies such as **ElevenLabs** and **Descript Overdub** offer highly realistic **text-to-speech** and **voice cloning**, enabling content creators to personalize audio narratives.

#### **d. Code Generation and Software Development**

Generative AI is revolutionizing programming with tools like **GitHub Copilot** (based on OpenAI Codex), **Amazon CodeWhisperer**, and **Replit Ghostwriter**. These models can autocomplete code, suggest bug fixes, and even explain complex algorithms. They are particularly effective for routine tasks and significantly reduce development time, making coding more accessible to non-programmers.

#### **e. Video Generation and 3D Content Creation**

Emerging generative video tools such as **Runway Gen-2**, **Pika**, and **Synthesia** can generate animated or synthetic video content from text descriptions or still images. In 3D modeling, tools like **Point-E**, **Kaedim**, and **Spline AI** allow designers to create complex assets for use in games, virtual reality, and product design. These systems significantly reduce the time and expertise needed for high-quality 3D content creation.

#### **f. Synthetic Data and Scientific Discovery**

In machine learning development, generative models are increasingly used for **synthetic data generation**—crucial in scenarios involving **privacy**, **data scarcity**, or **bias mitigation**. Platforms like **Gretel.ai** and **Mostly AI** produce artificial datasets that closely mimic real-world patterns. In scientific domains,

generative models are applied to **drug discovery** (e.g., **Insilico Medicine**), **protein folding** (e.g., **AlphaFold**), and **materials science**, enabling faster experimentation and innovation.

### **g. Fashion, Gaming, and Personalized Content**

In **fashion and design**, generative AI tools such as **Cala** and **The Fabricant** assist designers in predicting trends, visualizing garments, and simulating virtual fashion. In the **gaming industry**, platforms like **Promethean AI** and **Scenario.gg** help generate assets, storylines, and environments. Similarly, in education and marketing, AI is used to personalize content—ranging from **quizzes and study plans** to **email campaigns** and **ad creatives**—based on user behavior and preferences.

## **Limitations and Challenges**

While powerful, generative AI also poses several challenges:

- **Bias Propagation:** If training data includes biases, generated outputs can reflect or even amplify them.
- **Misinformation and Deepfakes:** Generative tools can be used to create misleading or false content, raising ethical and societal concerns.
- **Resource Intensity:** Training generative models requires massive computational power and datasets.
- **Ownership and Intellectual Property:** Defining authorship of AI-generated content is legally and ethically complex.

### **2.1.3 LLM Models and Tools**

Large Language Models (LLMs) represent one of the most significant advancements in Artificial Intelligence (AI) and Natural Language Processing (NLP). They have fundamentally transformed the way machines interact with human language, enabling tasks such as text generation, translation, summarization, coding, and question answering. Acting as the backbone of generative AI systems, LLMs are capable of producing human-like text with a high degree of fluency and contextual understanding.

This section explores the definition, architecture, leading models, applications, tools, challenges, and finally, the distinction between **online** and **offline** LLMs and their use cases.

#### **1. What is a Large Language Model (LLM)?**

A Large Language Model is a type of deep learning model trained on extensive datasets containing text from books, articles, websites, and other sources. These models use **transformer architectures** with billions or trillions of parameters and are capable of understanding and generating coherent text through pretraining and fine-tuning.

Unlike earlier NLP models that required task-specific designs, LLMs are **general-purpose** and can handle a wide variety of tasks through prompt-based input.

## 2. Core Architecture: The Transformer

Most LLMs are built on the **transformer architecture** introduced in the landmark paper “*Attention is All You Need*” (Vaswani et al., 2017). The transformer enables efficient processing of input sequences using **self-attention** mechanisms, allowing for better handling of long-range dependencies.

### Key Components:

- **Self-Attention:** Determines the relevance of each word relative to others.
- **Positional Encoding:** Encodes word order for sequence understanding.
- **Encoder / Decoder:** Different models utilize encoders (e.g., BERT), decoders (e.g., GPT), or both (e.g., T5).

## 3. Prominent LLMs and Their Characteristics

Model	Developer	Architecture	Key Features
GPT (1–4)	OpenAI	Decoder-only	Autoregressive generation, multitask capabilities
BERT	Google	Encoder-only	Bidirectional attention, strong comprehension
T5	Google	Encoder-Decoder	Text-to-text unification of NLP tasks
PaLM	Google	Transformer	Massive scale (540B), multilingual capabilities
LLaMA (1–2)	Meta	Decoder-only	Open-source, efficient for fine-tuning
Claude	Anthropic	Transformer	Focus on safety and alignment (Constitutional AI)
Gemini	Google DeepMind	Multimodal	Integrates text, image, code capabilities

## 4. Applications of LLMs

### a. Text-Based Tasks

- Summarization, generation, sentiment analysis, grammar correction

### b. Conversational AI

- Chatbots (ChatGPT, Bard), mental health assistants

### c. Code Generation

- GitHub Copilot, OpenAI Codex

**d. Education & Training**

- Personalized tutoring, automated feedback

**e. Search & Retrieval**

- Semantic search, domain-specific Q&A

**f. Translation**

- Google Translate, DeepL, multilingual content generation

**5. Tools and Platforms for LLM Development and Deployment**

Tool / Platform	Function
Hugging Face	Open-source pre-trained models and APIs
OpenAI API	GPT-3, GPT-4, DALL·E, ChatGPT access
Google Vertex AI	Access to PaLM, integration with Google Workspace
Claude API	Aligned LLMs with safer outputs
LangChain	Framework for LLM app development
Azure OpenAI	GPT-powered apps with Microsoft compliance
Fine-Tuning Tools	LoRA, PEFT, QLoRA for efficient customization

**6. Challenges and Limitations of LLMs**

- **Hallucination:** Generating incorrect or fictitious information
- **Bias & Fairness:** Outputs may reflect societal biases
- **Explainability:** LLMs often lack transparency
- **Cost:** High resource and energy demands
- **Security & Misuse:** Risk of generating harmful content
- **Privacy:** Potential for data leakage from training corpora

**7. Online vs Offline LLMs**

A key distinction in how LLMs are used is whether they operate **online (cloud-based)** or **offline (local/on-device)**. This impacts data privacy, latency, cost, and accessibility.

**a. Online LLMs (Cloud-Based)**

Online models are hosted on servers and accessed via APIs. They benefit from constant updates, scalability, and larger model sizes, but require internet connectivity.

**Examples:**

- **ChatGPT** (OpenAI via web/app)
- **Claude** (Anthropic API)
- **Bard / Gemini** (Google)
- **Cohere Command R** (via API)
- **Azure OpenAI Service** (Enterprise-grade GPT access)
- **Perplexity AI** (LLM-powered search)

**Use Cases:**

- Scalable enterprise applications
- Live chatbot integrations
- Research and customer service
- Cross-platform assistants

**b. Offline LLMs (Local Deployment / On-Device)**

Offline models are downloaded and run locally, offering **full control over data privacy** and **lower latency**, though with smaller model sizes due to hardware constraints.

**Examples:**

- **LLaMA 2** (Meta – can run locally)
- **Mistral 7B** (Open-weight, efficient for edge devices)
- **GPT4All** (Locally run GPT-based models)
- **Alpaca / Vicuna / Orca** (Fine-tuned LLaMA variants)
- **PrivateGPT** (Offline Q&A using local documents)
- **LLM Studio (by Hugging Face)** for local model experimentation

**Use Cases:**

- Privacy-sensitive environments (e.g., healthcare, law)
- Embedded AI in mobile apps or edge devices
- Rural/low-bandwidth regions
- Academic research without internet dependency

**8. Future Directions and Research Trends**

- **Alignment & Ethics:** Using RLHF, Constitutional AI to guide outputs

- **Multimodal Models:** Integrating text, image, audio, and video
- **Efficiency:** Exploring quantization, sparsity, model compression
- **Open-Source Growth:** Democratizing AI through community collaboration
- **Agent Systems:** Building autonomous agents with reasoning capabilities

### Did You Know?

“Some advanced LLMs, like GPT-4 and Claude, can perform **few-shot learning**, where they complete a new task after seeing just a couple of examples—without needing task-specific retraining. This capability reduces the need for huge datasets and custom model development.”

### “Activity”

Choose two different Large Language Models (LLMs)—for example, OpenAI's GPT-3.5 and Google's PaLM (via Bard)—and input the same prompt into both systems. Use a task such as: *“Summarize the key causes of climate change in under 100 words, suitable for a 10th-grade student.”*

Record the responses from both models.

Compare the outputs based on three criteria:

1. Accuracy of content
2. Clarity and readability for the intended audience
3. Tone and language style

Submit a short analysis (200–250 words) that highlights which model performed better in your view, why the differences occurred, and how model architecture or training data might influence the variation in responses.

## 2.2 Prompt Engineering

Prompt engineering is a fundamental concept in the effective use of generative AI systems, particularly large language models (LLMs). As these models rely on user inputs—called prompts—to produce responses, the structure, clarity, and intent of these prompts play a crucial role in determining the quality, relevance, and accuracy of the AI-generated output. Prompt engineering has evolved from a basic interaction method into a specialized skill

that significantly influences how AI is used in research, content creation, software development, education, and more.

Prompt engineering is not merely about asking questions—it involves strategically designing inputs to guide the model’s behavior, control the format of the output, and even simulate complex tasks such as multi-step reasoning, dialogue, or translation. The growing complexity of AI models and the wide range of tasks they can perform have led to the emergence of prompt engineering as a vital discipline in the AI ecosystem.

### 2.2.1 What is a Prompt?

In the context of generative AI and LLMs, a **prompt** is the input text (or combination of text and other data) given to an AI model to generate a response. The prompt sets the context, tone, task, or instruction for the model to follow. It can range from a single word to a complex multi-sentence instruction or even a simulated conversation.

#### **Basic Definition:**

A prompt is the user’s query or instruction that directs the AI model on what to generate, predict, answer, or perform.

#### **Examples of Prompts:**

- **Simple Prompt:**  
“Translate this sentence into French: Hello, how are you?”
- **Instructional Prompt:**  
“Write a summary of the following article in 100 words.”
- **Creative Prompt:**  
“Compose a poem about the ocean in the style of Shakespeare.”
- **Programming Prompt:**  
“Write a Python function to calculate the factorial of a number.”

Prompts serve as the communication interface between the human user and the AI system. The clearer and more structured the prompt, the more likely it is to yield a coherent and useful response. Poorly designed prompts often result in irrelevant, vague, or incorrect outputs.

### 2.2.2 Role of Prompts in Generative AI

In generative AI systems—especially in LLMs such as GPT, Claude, or Gemini—prompts are not just passive queries; they are the mechanisms through which users **guide**, **condition**, and **control** the model’s behavior. The role of prompts can be understood across several dimensions:

## 1. Task Specification

Prompts define the task the AI is expected to perform. For instance, the same model can write an essay, summarize a news article, or generate code—depending entirely on the prompt. The AI model does not "know" the user's intent unless it is embedded in the prompt.

## 2. Context and Conditioning

Prompts can provide **contextual cues** that help the model interpret ambiguous instructions. This includes embedding examples, reference documents, or prior conversation history to help the model generate appropriate responses.

## 3. Format Control

Prompts can instruct the AI on the desired structure or format of the response (e.g., bullet points, numbered lists, paragraphs, JSON format, etc.). This is particularly useful in professional or academic tasks where formatting is important.

## 4. Role Simulation

By crafting the prompt carefully, users can simulate roles or personas for the AI. For instance, prompting the model with "You are a history professor. Explain the causes of World War I to a high school student" helps shape the style, tone, and depth of the response.

## 5. Iterative Refinement

Advanced prompt engineering involves iterative prompting—modifying and refining the input based on the model's outputs. This process helps improve accuracy and relevance in complex tasks such as reasoning, problem-solving, or coding.

## 6. Few-shot and Zero-shot Learning

- **Zero-shot prompting** involves asking the model to perform a task without giving any examples.
- **Few-shot prompting** provides the model with examples within the prompt to demonstrate how the task should be completed.

These strategies highlight how prompts serve as both **input data** and **behavioral guides**, directly influencing how generative models function.

### Did You Know?

“In some AI systems, **prompt tuning** is used as an alternative to retraining the whole model. Instead of modifying the model’s parameters, developers "train" a fixed prompt embedding, which is faster, uses less data, and works particularly well with frozen LLMs.”

### 2.2.3 Types of Prompts (Instruction, Contextual, Conversational)

Understanding different types of prompts helps in designing inputs that are optimized for specific use cases. The choice of prompt structure depends on the task, the user’s intent, and the desired format of the output

## Types of Prompts



**Figure: Types of Prompts (Instruction, Contextual, Conversational)**

### 1. Instructional Prompts

These prompts explicitly tell the AI what task to perform. They often begin with verbs like "write", "explain", "summarize", "translate", or "generate".

#### Example:

- "Summarize the following article in 100 words."
- "Write a Python function to sort a list of numbers in ascending order."

#### Use Cases:

- Summarization
- Translation

- Programming
- Report generation
- Email writing

**Benefits:**

- Clarity of task
- Easy to control output format
- Useful for automation and productivity

**2. Contextual Prompts**

These prompts include additional background information, examples, or reference text that helps the model understand the user's expectations better. Contextual prompts are especially important in **few-shot learning** or when the task is complex or domain-specific.

**Example:**

- “Here are two examples of professional bios. Now, write a similar one for the following person.”
- “Given the following conversation history, continue the dialogue: [insert dialogue].”

**Use Cases:**

- Custom tone or style generation
- Domain-specific content (medical, legal, technical)
- Text completion with background narrative
- Creative writing with story continuity

**Benefits:**

- Higher quality outputs
- Preserves context across interactions
- More accurate tone and relevance

**3. Conversational Prompts**

Conversational prompts refer to input patterns used to initiate and sustain multi-turn interactions between users and large language models (LLMs). These prompts are designed to simulate a dialogue where the AI system must

remember and respond to previous conversational turns in a contextually appropriate manner. Unlike single-turn prompts, which respond to a standalone input, conversational prompts require the model to maintain dialogue continuity, track user intent over time, and generate responses that evolve with the conversation.

This section provides an overview of conversational prompting, use cases, benefits, and illustrative examples with explanations.

## Use Cases of Conversational Prompting

1. **Customer Support:** Conversational agents can assist users by resolving product issues, guiding them through troubleshooting processes, or answering frequently asked questions.
2. **Chat-Based Education:** AI tutors can provide explanations, test understanding, and adapt content delivery based on student responses.
3. **Personal AI Assistants:** Digital assistants use conversational prompts to manage calendars, answer questions, set reminders, and provide task automation.
4. **Real-Time Simulation and Training:** Used in soft-skills training, therapy simulations, or role-play exercises to prepare users for real-world interactions.

## Benefits of Conversational Prompts

1. **Natural Interaction:** These prompts allow the AI to communicate in a human-like way, supporting natural dialogue flow.
2. **Context Retention:** The AI can refer back to earlier parts of the conversation, enabling follow-up questions and clarification.
3. **Dynamic Querying:** Users can explore topics incrementally, receive personalized responses, and shift topics without restarting the interaction.

## Examples of Conversational Prompting with Explanation

### Example 1: Educational Tutor

**User:** What is the difference between supervised and unsupervised learning?

**AI:** Supervised learning involves training a model on a labeled dataset, where the desired output for each input is known. Unsupervised learning uses unlabeled data, and the model tries to learn the underlying structure or patterns in the data.

**User:** Can you give me a real-world example of each?

**AI:** Certainly. A real-world example of supervised learning is spam detection in email systems, where emails are

labeled as "spam" or "not spam." For unsupervised learning, customer segmentation in marketing is an example, where the model identifies groups of customers based on purchasing behavior without prior labels.

**Explanation:**

The AI retains the context of the previous turn and builds upon it. The second response assumes knowledge of the first and provides relevant, real-world examples, showing the capacity for context-aware reasoning.

**Example 2: Customer Support Chatbot**

**User:** I need help resetting my password.

**AI:** Are you trying to reset the password for our mobile app or the website?

**User:** The website.

**AI:** Please go to the login page and click on “Forgot Password.” You will receive an email with reset instructions. Would you like me to resend the email?

**Explanation:**

The AI gathers necessary context (platform type) before offering a solution, which demonstrates proper clarification behavior. It then continues with follow-up assistance.

**Example 3: Healthcare Assistant**

**User:** I’ve had a headache since this morning. What should I do?

**AI:** I’m not a licensed medical professional, but I can provide general guidance. Do you also have symptoms like nausea, fever, or blurred vision?

**User:** I feel slightly nauseous.

**AI:** Given your symptoms, it would be advisable to consult a healthcare provider. Would you like me to help you find a nearby clinic or set up a telehealth appointment?

**Explanation:**

The AI qualifies its response with a disclaimer, gathers more information, and offers context-sensitive suggestions. It displays responsible handling of sensitive information and escalation to professional help.

**Example 4: Programming Assistant**

**User:** How do I reverse a string in Python?

**AI:** You can reverse a string using slicing: `reversed_str = my_str[::-1]`.

**User:** Can I create a function to do that?

**AI:** Yes. Here's a function:

```
def reverse_string(s):
```

```
    return s[::-1]
```

You can call it like this: `reverse_string("hello")`, which will return "olleh".

**Explanation:**

The AI not only provides a direct answer but adapts to the user's follow-up request by building on the original concept with reusable code.

**Example 5: Personal Assistant Scenario**

**User:** Remind me to call my dentist tomorrow at 3 p.m.

**AI:** I've scheduled a reminder for tomorrow at 3 p.m. Would you like to include the dentist's phone number in the reminder?

**User:** Yes, please.

**AI:** Done. The phone number (555-123-4567) has been added to your reminder.

**Explanation:**

The AI successfully captures intent, confirms an action, and offers an enhancement (adding the number), reflecting good memory and user support.

**Conclusion**

Conversational prompting plays a crucial role in enabling large language models to participate in extended, interactive dialogues. The ability to handle multi-turn conversations allows AI systems to provide richer and more helpful interactions, especially in contexts that require personalization, real-time decision-making, or educational guidance. As AI systems continue to evolve, effective use of conversational prompts will be central to improving usability, accessibility, and human-AI collaboration.

**Knowledge Check 1**

**Choose the correct option:**

1. **What is a "prompt" in the context of generative AI?**
  - A. The code that builds an AI model
  - B. The response generated by the AI model

- C. The input or instruction given to an AI model to perform a task
  - D. The dataset used to train the AI model
2. **Which of the following best describes the role of prompts in generative AI?**
- A. Prompts train the AI model from scratch
  - B. Prompts define the AI model's architecture
  - C. Prompts instruct the model on what task to perform and how to respond
  - D. Prompts eliminate the need for model tuning
3. **Which of the following is an example of an instructional prompt?**
- A. "Tell me a joke."
  - B. "Explain Newton's laws of motion in under 100 words for a 9th-grade student."
  - C. "Hi, how are you today?"
  - D. "That's interesting, can you say more?"
4. **What is the key purpose of a contextual prompt?**
- A. To initiate small talk with the model
  - B. To reduce the length of the output
  - C. To provide examples or background that help guide the AI's response
  - D. To teach the model new languages
5. **Which of the following is NOT a common type of prompt discussed in prompt engineering?**
- A. Instructional prompt
  - B. Conversational prompt
  - C. Predictive prompt
  - D. Contextual prompt

## 2.3 Crafting Effective Prompts

The quality of an AI model's output is directly influenced by the quality of its input—the **prompt**. As generative AI systems, particularly Large Language Models (LLMs), become more powerful and versatile, crafting effective prompts has emerged as a vital skill. Whether the goal is to generate creative writing, summarize a legal document, or simulate a conversation, the user's ability to structure prompts with clarity, purpose, and strategy determines the relevance and usefulness of the AI's response.

This section explores the principles of writing clear prompts, the process of refining them for better results, and common pitfalls that users should avoid.

### 2.3.1 Principles of Writing Clear and Specific Prompts

A well-crafted prompt is unambiguous, focused, and goal-oriented. It clearly communicates the user's intent to the model and often includes constraints that guide the structure or tone of the output.

#### **Principle 1: Be Explicit About the Task**

AI models perform better when given a clearly defined task. Vague requests can lead to incomplete or irrelevant results.

##### **Example – Ineffective Prompt:**

"Tell me something about history."

##### **Example – Improved Prompt:**

"Give a 150-word summary of the causes of World War I, suitable for high school students."

This revised prompt communicates the topic, length, and audience—all of which help the AI generate a more relevant response.

#### **Principle 2: Use Clear and Direct Language**

Avoid abstract or ambiguous phrasing. Use specific verbs like "write", "compare", "summarize", "list", or "explain".

##### **Example – Ineffective Prompt:**

"Can you do a write-up?"

##### **Example – Improved Prompt:**

"Write a 200-word article describing the impact of AI in the healthcare industry, with one example."

#### **Principle 3: Include Format and Style Instructions**

Indicate whether the output should be in bullet points, essay form, email format, table, JSON, or any other structure.

##### **Example:**

"List five benefits of renewable energy in bullet points."

"Summarize the text below in tabular format with two columns: Key Point and Explanation."

#### **Principle 4: Specify the Audience or Role**

Clarifying the audience or role helps the model adjust tone, complexity, and style.

##### **Example:**

"You are an environmental science professor. Explain climate change in simple terms to a group of middle school students."

#### **Principle 5: Set Constraints (Length, Tone, Language)**

Constraints help limit the response to what's needed.

**Example:**

"Translate the following paragraph into French using formal business language, and keep it under 100 words."

**2.3.2 Iterative Prompt Refinement**

AI outputs may not always be ideal in the first attempt. Iterative prompt refinement is the process of gradually improving prompts by analyzing the model's response and modifying the prompt to correct errors or add clarity.

**Step 1: Test the Initial Prompt**

Start with a basic prompt that conveys the core task.

**Initial Prompt:**

"Explain machine learning."

**AI Output:**

A generic response that may be too technical or too shallow.

**Step 2: Evaluate the Output**

Check for issues like:

- Irrelevant information
- Lack of depth or structure
- Inappropriate tone

**Step 3: Modify the Prompt**

Update the prompt to include audience, format, or scope.

**Refined Prompt:**

"Explain machine learning in simple terms with one real-life example, in no more than 100 words."

**Improved Output:**

A concise, audience-appropriate explanation with an example like "Netflix recommending movies."

**Step 4: Use Few-shot Learning (if needed)**

If the task is complex, provide examples within the prompt.

**Prompt with Example:**

"Here's an example of a professional bio:

'John Smith is a software engineer with 10 years of experience in AI and cloud computing.'

Now write a similar bio for:

Name: Aisha Patel

Field: Data Science

Experience: 5 years

Specialization: Natural Language Processing"

### **Step 5: Repeat Until Satisfied**

Continue refining until the model consistently produces desirable outputs.

This iterative process improves accuracy, reduces ambiguity, and enhances control over the output.

### **2.3.3 Common Mistakes and How to Avoid Them**

Many users, especially those new to prompt engineering, make predictable errors that compromise output quality.

Below are common mistakes with strategies for avoiding them.

#### **Mistake 1: Vague or Under-Specified Prompts**

##### **Example:**

"Write about AI."

##### **Issue:**

Too broad—no guidance on scope, tone, or structure.

##### **Fix:**

"Write a 250-word overview of AI's impact on education, using examples from online learning platforms."

#### **Mistake 2: Overloading the Prompt with Multiple Tasks**

##### **Example:**

"Summarize the article, list the pros and cons, rewrite it in simpler terms, and add a personal opinion."

##### **Issue:**

Too many instructions at once confuse the model and result in incomplete or disorganized output.

##### **Fix:**

Break the tasks into smaller, sequential prompts or use structured formatting:

"Step 1: Summarize the article in 100 words.

Step 2: List two pros and two cons."

#### **Mistake 3: Ambiguous or Contradictory Instructions**

##### **Example:**

"Write a casual but highly professional report."

##### **Issue:**

Tone confusion—'casual' and 'highly professional' may conflict.

**Fix:**

Choose one consistent tone, or define what a balance looks like:

"Write a report that is professional but uses accessible, non-technical language."

**Mistake 4: Ignoring Context in Follow-up Prompts****Example:**

(User previously asked for a paragraph on climate change)

"Now do the same for pollution."

**Issue:**

The AI may not recall the original structure or format unless context is reintroduced.

**Fix:**

Include context:

"Using the same structure as the previous paragraph on climate change, write a similar one for pollution."

**Mistake 5: Neglecting Format Instructions****Example:**

"Summarize the key points."

**Issue:**

The AI may produce a paragraph when a bullet list is more appropriate.

**Fix:**

"Summarize the key points in 5 bullet points, each under 20 words."

Crafting effective prompts is both an art and a science. It involves understanding the model's capabilities and limitations, clearly stating the task, and continuously refining instructions based on the responses. As AI tools become embedded in everyday workflows, mastering prompt engineering will become a crucial skill for educators, students, professionals, and developers alike.

**Did You Know?**

"One of the most overlooked prompt design mistakes is using **dual instructions** that contradict each other—like asking for a summary that is both detailed and brief. Such contradictions often lead to vague or unfocused AI outputs."

**2.4 Summary**

- ❖ Artificial Intelligence (AI) is categorized based on capabilities (Narrow, General, and Superintelligent AI), functionalities (Reactive, Limited Memory, Theory of Mind, and Self-aware), and application domains (Perceptual, Cognitive, and Autonomous).
- ❖ **Narrow AI** focuses on task-specific functions like facial recognition or voice assistants, while **General AI** aims for human-like intelligence, and **Superintelligent AI** refers to hypothetical systems that exceed human intelligence.
- ❖ Functionality-based types describe how AI systems respond to inputs and learn: from simple reactive machines to advanced, conceptual self-aware systems.
- ❖ **Generative AI models** create new content based on learned data patterns. Unlike predictive models, generative models produce novel outputs like text, images, music, and code.
- ❖ Key generative model types include **Generative Adversarial Networks (GANs)**, which use a generator and discriminator; **Variational Autoencoders (VAEs)**, which reconstruct data through latent space; and **Transformer-based models**, particularly effective in text generation.
- ❖ Generative AI is widely used in creative content generation, data synthesis, automated writing, and multimedia production. However, ethical concerns like bias, misinformation, and deepfakes remain significant.
- ❖ **Large Language Models (LLMs)** are powerful transformer-based models trained on vast text corpora. They excel at tasks such as summarization, question answering, translation, and code generation.
- ❖ Prominent LLMs include GPT (OpenAI), BERT (Google), T5, LLaMA (Meta), Claude (Anthropic), and Gemini (Google DeepMind). These models support zero-shot and few-shot learning.
- ❖ LLM-based tools power applications like chatbots, writing assistants, code generators, and AI-driven search and translation engines. Their effectiveness depends on scale, training data, and alignment with human instructions.
- ❖ Prompt engineering is essential to effectively use generative AI models. A **prompt** is the input that instructs the model on what to generate, making its clarity and structure vital to getting accurate outputs.
- ❖ Prompts can be **instructional** (task-focused), **contextual** (provide examples or background), or **conversational** (used in multi-turn interactions like chatbots).

- ❖ Crafting effective prompts involves principles such as specificity, clear task definition, audience awareness, and format control. This enhances the relevance, coherence, and structure of the AI's response.
- ❖ **Iterative prompt refinement** is the process of modifying prompts to improve results. This includes testing initial outputs, adding constraints, or including examples to guide the model.
- ❖ Common prompt engineering mistakes include vague inputs, overloading tasks, contradictory instructions, and neglecting context or format guidance.
- ❖ Mastering prompt design enables more effective and controlled interactions with AI systems, especially in content generation, automation, education, and decision support applications.

## 2.5 Key Terms

1. **Narrow AI** – AI designed for specific tasks without general intelligence across domains.
2. **Generative AI** – A type of AI that creates new content like text, images, or music using learned data patterns.
3. **GANs** – Generative Adversarial Networks that use two models (generator and discriminator) to produce realistic data.
4. **Transformer** – A deep learning architecture that uses attention mechanisms to process sequential data efficiently.
5. **Large Language Model (LLM)** – A neural network trained on massive text corpora to understand and generate human language.
6. **Prompt** – The input or instruction given to an AI model to generate a relevant response.
7. **Instructional Prompt** – A prompt that clearly defines a task for the AI to complete, such as summarization or translation.
8. **Prompt Refinement** – The iterative process of improving prompt quality to enhance the accuracy and relevance of AI outputs.

## 2.6 Descriptive Questions

1. What are the key differences between Narrow AI, General AI, and Superintelligent AI?
2. How do Generative Adversarial Networks (GANs) function in generative AI systems?

3. What are the main applications of transformer-based generative models?
4. How do LLMs like GPT and BERT differ in architecture and use?
5. Why is prompt clarity essential in working with LLMs and generative models?
6. Explain the difference between instructional and contextual prompts with examples.
7. What is iterative prompt refinement and how does it improve AI performance?

## 2.7 References

1. Goodfellow, I. et al. (2014) – Introduced **GANs**, fundamental to generative AI models.
2. Vaswani, A. et al. (2017) – "Attention Is All You Need", foundational paper for **Transformer architecture**.
3. Brown, T. et al. (2020) – GPT-3 paper, explaining large-scale **language modeling** techniques.
4. OpenAI Documentation (2023) – Provides practical insight into **prompt engineering and usage** of LLMs.
5. Anthropic AI Research (2023) – Safety-aligned LLM design and ethical prompting strategies.
6. Google Research Blog (2018–2023) – Deep dives into **BERT**, **T5**, and **Gemini** development and applications.

### Answers to Knowledge Check

#### *Knowledge Check 1*

1. C. The input or instruction given to an AI model to perform a task
2. C. Prompts instruct the model on what task to perform and how to respond
3. B. “Explain Newton’s laws of motion in under 100 words for a 9th-grade student.”
4. C. To provide examples or background that help guide the AI’s response
5. C. Predictive prompt

## 2.8 Case Study

### Enhancing User Outcomes through Effective Prompt Engineering and LLM Deployment

#### Introduction

As generative AI continues to integrate into enterprise tools, education, and creative domains, organizations are facing new challenges in effectively harnessing AI capabilities. While models such as GPT and BERT offer immense potential, their performance is highly dependent on user interaction—particularly the quality of prompts. This case study examines how a global edtech company improved the performance of its AI-based tutoring assistant by focusing on the underlying models (LLMs), generative capabilities, and prompt engineering strategies.

#### Background

EduSmart, an edtech platform serving over 5 million users globally, implemented a generative AI assistant to support students with homework, summaries, and explanation services. Initially, the system operated using a transformer-based LLM trained on general-purpose data. However, as user engagement increased, the platform encountered several issues, including inconsistent responses, irrelevant outputs, and lack of subject-specific precision.

These challenges revealed a broader problem: while the LLM was capable, the deployment lacked domain-tuned prompts, iterative refinement mechanisms, and appropriate model alignment. EduSmart's product and AI teams collaborated to redesign the system using structured prompt engineering and fine-tuned generative models for academic support.

#### Problem 1: Inconsistent or Generic Responses from the AI Assistant

Students frequently received overly general answers that failed to address the academic level or topic-specific requirements of their queries. The root cause was traced to unstructured and vague prompts sent to the LLM.

#### Solution:

EduSmart implemented **instructional and contextual prompts** with explicit format and audience instructions. For example, prompts were restructured from "Explain Newton's laws" to "Explain Newton's three laws of motion in simple terms suitable for a high school student, using one real-world example for each law." This improved clarity and relevance of responses significantly.

### **Problem 2: Lack of Iterative Feedback Mechanism**

The AI model provided outputs in a single step, without learning from failed or partially helpful responses. Students had no option to refine or clarify their requests.

#### **Solution:**

An **iterative prompt refinement interface** was introduced, allowing users to rate outputs and ask follow-up questions. Backend prompt chains were adjusted based on user feedback, which helped refine the response in subsequent attempts. This multi-turn conversation design improved user satisfaction and reduced bounce rates.

### **Problem 3: Limited Understanding of Model Capabilities and Prompt Design Among Staff**

Content teams creating educational prompts lacked the training to effectively design prompts that leverage the model's full capabilities.

#### **Solution:**

A cross-functional training module on **prompt engineering principles** was developed, teaching content designers how to craft clear, specific, and role-aware prompts. Teams learned to avoid common mistakes like vague instructions or overloaded prompts.

### **Reflective Questions**

- How does prompt clarity influence the performance of generative AI systems in academic environments?
- In what ways can iterative refinement improve AI-generated content?
- What are the long-term benefits of training non-technical teams in prompt engineering techniques?

## Unit 3: Text & Presentation Tools

### Learning Objectives:

1. Describe the concept, purpose, and applications of text generation in the context of AI-driven content creation.
2. Classify the different types of text generation and identify their use cases across industries.
3. Analyze the structure and components of effective prompts for text generation using AI models.
4. Compare different AI models and tools based on their approach to prompt structure and iterative output generation.
5. Demonstrate hands-on proficiency in using LLM-based tools for generating and refining text content.
6. Utilize AI-powered presentation and writing tools to generate creative outputs for professional or academic use.

### Content

- 3.1 What is Text Generation
- 3.2 Prompt Structure for Text Gen AI Models and Tools
- 3.3 Hands on to Text Generation, Presentation Tools
- 3.4 Summary
- 3.5 Key Terms
- 3.6 Descriptive Questions
- 3.7 References
- 3.8 Case Study

### 3.0 Introductory Caselet

#### “When the First Draft Writes Itself — Riya at PitchTank Ventures”

Riya, a postgraduate student in business communication, joined PitchTank Ventures, a startup incubator, as a communications associate. One of her first assignments was to help an early-stage founder draft a pitch deck and executive summary for a new fintech app targeting rural India.

With limited time and pressure to deliver polished content quickly, Riya turned to her favorite AI writing assistant. She typed a simple prompt:

**“Write a business pitch for a fintech app.”**

The output was disappointing. It was too generic, lacked relevance, and ignored the key focus on financial inclusion. It also failed to reflect the regional context or target audience.

Riya recalled a recent workshop she had attended on text generation and prompt engineering. She revised her prompt

to:

**“Generate a persuasive executive summary (150–200 words) for a pitch deck about a mobile-first fintech app aimed at improving financial inclusion in rural India. Focus on impact, scalability, and ease of use.”**

The new result was concise, tailored, and addressed the brief effectively. With minor edits, Riya delivered a draft that impressed both the founder and her supervisor.

Motivated by this experience, she began to explore more advanced text generation tools and presentation aids. She studied how prompt structure influences outputs, how different models respond to iterations, and how AI-generated content could support business communication tasks such as report writing, social media planning, and content strategy.

Over time, Riya's skill in crafting prompts and refining AI outputs became an essential part of her workflow, allowing her to produce high-quality content in a fraction of the time.

#### **Critical Thinking Question:**

If you were Riya, how would you explain to your team that text generation tools are not a shortcut, but a strategic way to enhance clarity, speed, and creativity in business communication?

## 3.1 What is Text Generation

### 3.1.1 Introduction to Text Generation

Text generation refers to the computational process of creating human-like text using algorithms and models. It falls within the broader field of Natural Language Processing (NLP) and Artificial Intelligence (AI). The central idea is to enable machines to automatically produce coherent, contextually relevant, and grammatically correct text based on an input, prompt, or dataset. Unlike simple rule-based systems that rely on predefined templates, modern text generation leverages advanced statistical, probabilistic, and neural network-based methods to capture the nuances of human language.

The development of text generation stems from linguistic theories and computational approaches that attempt to model how humans use and understand language. Early systems relied on n-gram models, where the likelihood of a word appearing was predicted based on its occurrence in relation to previous words. However, these models struggled with long-term dependencies and semantic coherence. The emergence of deep learning, particularly recurrent neural networks (RNNs), Long Short-Term Memory networks (LSTMs), and more recently transformers, has revolutionized the field by allowing machines to generate text that is far more natural and contextually appropriate.

In essence, text generation is not only about stringing words together but also about preserving meaning, adapting tone, and adhering to the conventions of grammar and discourse. It underpins many real-world applications, from predictive text on smartphones to complex systems such as automated news writing or conversational agents. Its importance has grown alongside the demand for AI-driven tools that can process and produce vast amounts of content efficiently.

### 3.1.2 Purpose of Text Generation

The purpose of text generation is multifaceted, serving both functional and creative needs across diverse fields. At its core, it seeks to reduce human effort in repetitive language tasks while enhancing productivity and creativity. Several purposes can be identified:

#### 1. Automation of Routine Language Tasks

Text generation is often employed to automate tasks that would otherwise consume significant human time and resources. Examples include generating customer support replies, drafting standard emails, or producing summaries of lengthy documents. Automation allows organizations to scale operations without proportional increases in labor costs.

## 2. **Enhancing Communication Efficiency**

In digital interactions, predictive text and autocomplete features exemplify how text generation supports efficient communication. These systems anticipate user intentions and suggest suitable completions, saving time and reducing typing effort.

## 3. **Facilitating Content Creation**

Content industries increasingly rely on text generation tools to draft articles, blogs, product descriptions, and marketing copy. These tools assist human writers by providing initial drafts or ideas that can later be refined. The purpose here is not to replace creativity but to augment it by offering linguistic and stylistic support.

## 4. **Educational and Learning Support**

In educational contexts, text generation assists in creating quizzes, summarizing reading materials, or generating practice questions. It also plays a role in language learning applications by providing conversational practice and feedback.

## 5. **Data-to-Text Transformation**

Another purpose of text generation is to convert structured or semi-structured data into natural language text. This is particularly useful in domains such as finance, meteorology, or sports, where large datasets must be communicated to the public in an understandable manner.

## 6. **Enabling Human–Computer Interaction**

The growing popularity of virtual assistants and chatbots highlights the role of text generation in bridging communication between humans and machines. These systems aim to respond in a way that feels natural and intuitive, thereby improving user experience.

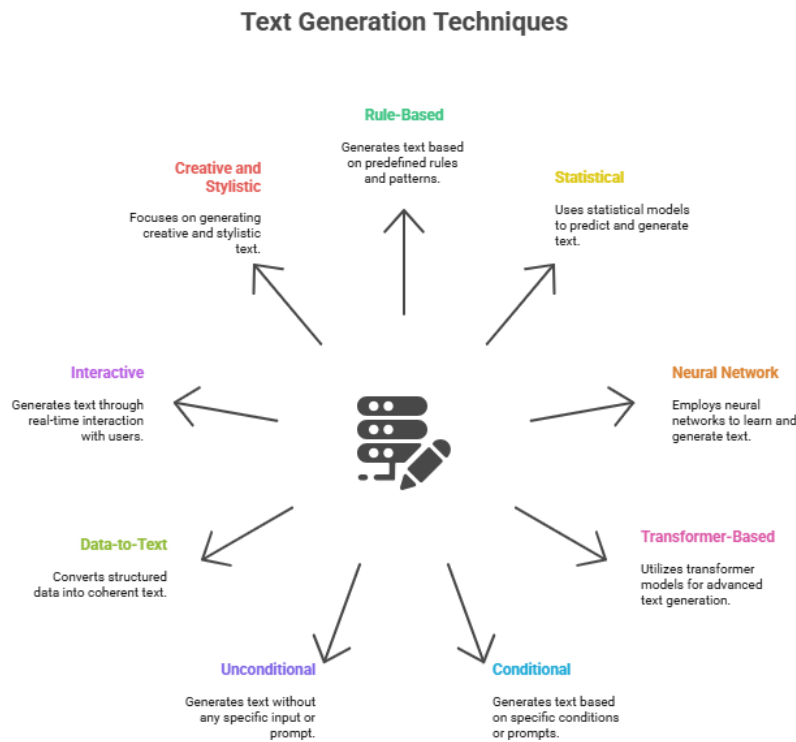
## 7. **Creative and Artistic Exploration**

Beyond practical applications, text generation serves creative purposes such as generating poetry, scripts, and stories. By experimenting with style and structure, it allows for new forms of artistic expression and collaboration between humans and machines.

In summary, the purpose of text generation extends beyond automation to include augmentation, transformation, interaction, and creativity, making it a versatile and transformative technology in modern society.

### 3.1.3 Types of Text Generation

Text generation can be categorized into several types depending on the underlying methods, intended use cases, and complexity of the generated content. Understanding these types is essential for appreciating the breadth of the field:



### 1. Rule-Based Text Generation

This is the most traditional form, relying on predefined templates, grammatical rules, or substitution mechanisms. For instance, weather report systems may use templates such as: “The temperature in [city] today is [value] degrees Celsius.” While highly predictable and accurate for structured data, rule-based systems lack flexibility and creativity.

## 2. **Statistical Text Generation**

Before neural networks gained prominence, statistical models such as n-grams and Hidden Markov Models (HMMs) were widely used. These models predict the probability of a word occurring given its preceding context. Although effective for small-scale tasks, they fail when longer dependencies and contextual coherence are required.

## 3. **Neural Network-Based Text Generation**

With the advent of deep learning, neural networks became central to text generation. Recurrent Neural Networks (RNNs) and Long Short-Term Memory (LSTM) models allowed for capturing sequential dependencies in language, making text generation more coherent than with statistical methods. However, RNNs struggled with very long contexts.

## 4. **Transformer-Based Text Generation**

The introduction of transformers marked a paradigm shift. Models such as GPT (Generative Pre-trained Transformer), BERT (Bidirectional Encoder Representations from Transformers), and their successors enabled highly sophisticated text generation. Transformers use self-attention mechanisms to understand long-range dependencies and context, producing text that is coherent, contextually aware, and stylistically adaptive.

## 5. **Conditional Text Generation**

This type of text generation produces output conditioned on specific inputs such as prompts, keywords, or datasets. Examples include story generation based on a starting sentence or machine translation where output text is conditioned on the source language.

## 6. **Unconditional Text Generation**

In this case, the system generates text without explicit external guidance, relying on probabilistic modeling of language learned from training data. Unconditional text generation is often used for creative applications like poetry or fiction.

## 7. **Data-to-Text Generation**

This involves generating narrative text from structured datasets. Examples include automatically creating financial reports, sports recaps, or weather summaries. The system interprets numbers or records and conveys them in natural language.

## 8. Interactive Text Generation

Interactive systems generate text in real-time as part of a dialogue or collaborative activity with a user. Examples include chatbots, dialogue systems, and AI-based role-playing games.

## 9. Creative and Stylistic Generation

Some systems are trained or fine-tuned to emulate specific styles, genres, or voices. For instance, generating Shakespearean sonnets or mimicking the style of a particular author falls under this type.

These types often overlap in practice. For example, a chatbot may combine rule-based components for specific queries with transformer-based models for open-ended conversation. The diversity of types reflects the flexibility of text generation as both a functional and creative technology.

### Did You Know?

“Transformer models like GPT do not read sentences word-by-word in sequence as humans do. Instead, they process the entire sentence at once using a mechanism called *self-attention*, allowing them to capture long-range dependencies and relationships in language more effectively.”

### 3.1.4 Applications of Text Generation Tools

Text generation tools have a wide array of applications across industries, academia, and daily life. Their adoption continues to grow as organizations and individuals seek ways to automate, augment, and innovate in communication and content production. Some key applications include:

#### 1. Conversational Agents and Chatbots

One of the most visible applications is in customer service and support, where chatbots provide instant responses to user queries. These systems rely on text generation to simulate human conversation, reducing wait times and improving customer satisfaction.

#### 2. Content Creation in Media and Marketing

Journalists, marketers, and content creators use text generation tools to draft articles, create advertisements, and write product descriptions. Automated systems can generate news updates, particularly in areas like finance and sports, where structured data can be quickly turned into reports.

#### 3. Educational Tools

In education, text generation supports automatic question generation, summary creation, and personalized

learning resources. Language learning applications use it to simulate conversations and provide practice scenarios, enhancing the learner's engagement and fluency.

#### **4. Assistive Technologies**

For individuals with disabilities, text generation tools provide critical support. For example, predictive text and communication devices help those with speech impairments to express themselves more efficiently.

#### **5. Scientific Research and Data Reporting**

Researchers and analysts use data-to-text systems to generate reports from large datasets. These systems assist in summarizing experimental results, producing research abstracts, and converting raw data into human-readable narratives.

#### **6. Creative Writing and Literature**

Writers experiment with text generation to explore new creative possibilities. AI systems are used to co-create poetry, screenplays, or short stories, offering inspiration and expanding artistic boundaries.

#### **7. Business and Professional Communication**

Organizations rely on text generation tools for drafting emails, preparing proposals, and summarizing meeting notes. Automated writing support enhances efficiency while maintaining professional tone and clarity.

#### **8. Search Engine Optimization (SEO) and Digital Marketing**

Text generation tools assist in creating keyword-optimized content for websites, blogs, and e-commerce platforms. By automating the creation of descriptions and articles, they help improve search rankings and drive online engagement.

#### **9. Healthcare and Medical Reporting**

In healthcare, text generation supports clinical documentation by converting medical notes into structured narratives. It is also used to generate patient instructions, discharge summaries, and research reports in medical domains.

#### **10. Gaming and Virtual Worlds**

Text generation enhances interactive storytelling in video games and virtual environments. Characters can engage in dynamic dialogue, providing players with immersive experiences.

### 11. Legal and Financial Services

Legal firms use text generation to draft standard contracts and summarize case documents. Financial institutions employ it to create investment summaries, regulatory compliance reports, and market analyses.

### 12. Personal Productivity

On an individual level, predictive text, smart compose features in emails, and AI-driven note-taking assistants represent everyday applications of text generation. These tools streamline communication and organization in personal and professional contexts.

Through these applications, text generation tools have become indispensable in domains where efficiency, scalability, and personalization are valued. They not only enhance productivity but also reshape the boundaries of creativity and communication in the digital era.

## Knowledge Check 1

### Choose the correct option:

- Which of the following best describes text generation?
  - The process of manually writing structured reports
  - The computational process of producing human-like text using algorithms
  - The act of translating languages word by word
  - The storage of large volumes of text data
- Which of the following was a limitation of early n-gram models in text generation?
  - They consumed too much computer memory
  - They were unable to capture long-term dependencies and contextual coherence
  - They always generated grammatically incorrect sentences
  - They could not be trained on large datasets
- What is the primary purpose of text generation in customer service chatbots?
  - To replace human employees entirely
  - To generate random conversations
  - To automate routine language tasks and enhance communication efficiency
  - To produce only marketing content
- Which of the following is NOT a type of text generation?
  - Rule-based generation

- b) Neural network-based generation
  - c) Data-to-text generation
  - d) Manual narrative writing
5. Which application of text generation involves creating natural language reports from structured datasets, such as weather or financial data?
- a) Interactive text generation
  - b) Creative and stylistic generation
  - c) Data-to-text generation
  - d) Unconditional generation

## 3.2 Prompt Structure for Text Gen AI Models and Tools

### 3.2.1 Prompt Structure for Text Generation

Prompt structure refers to the design and formulation of the input provided to a text generation model to elicit the desired output. In text generation systems—especially transformer-based large language models—the quality, clarity, and precision of the prompt significantly influence the quality of the generated text. Unlike traditional rule-based systems where outputs are tightly controlled, modern AI models rely on contextual cues within the input prompt to interpret intent and guide their responses.

At a fundamental level, a prompt can range from a single word to a complex instruction. For example, a minimal prompt like “Translate this to French: Hello” yields a specific response, while a broader prompt such as “Write a detailed essay on climate change” demands a more elaborate and structured output. The underlying model interprets the prompt using patterns it has learned during training, mapping the input to potential outputs that align with human-like reasoning.

Prompt structures can take different forms depending on the application:

1. **Instructional Prompts** – Directly command the system, such as “Summarize the following paragraph.”
2. **Contextual Prompts** – Provide background information or context to guide the response, e.g., “You are a financial analyst. Explain the implications of inflation on small businesses.”
3. **Example-Based Prompts (Few-Shot Learning)** – Supply examples of input–output pairs to demonstrate the desired pattern, allowing the model to generalize and produce similar outputs.
4. **Open-Ended Prompts** – Provide minimal guidance, encouraging creativity or exploration, such as “Tell me a story about a robot who learns empathy.”

The structure of a prompt thus serves as the bridge between human intention and machine interpretation. Well-structured prompts not only improve accuracy but also mitigate risks of vague, irrelevant, or biased responses.

### 3.2.2 Key Components of Prompts

To design effective prompts, certain key components must be considered. These components define the precision, scope, and style of the output generated by the model.

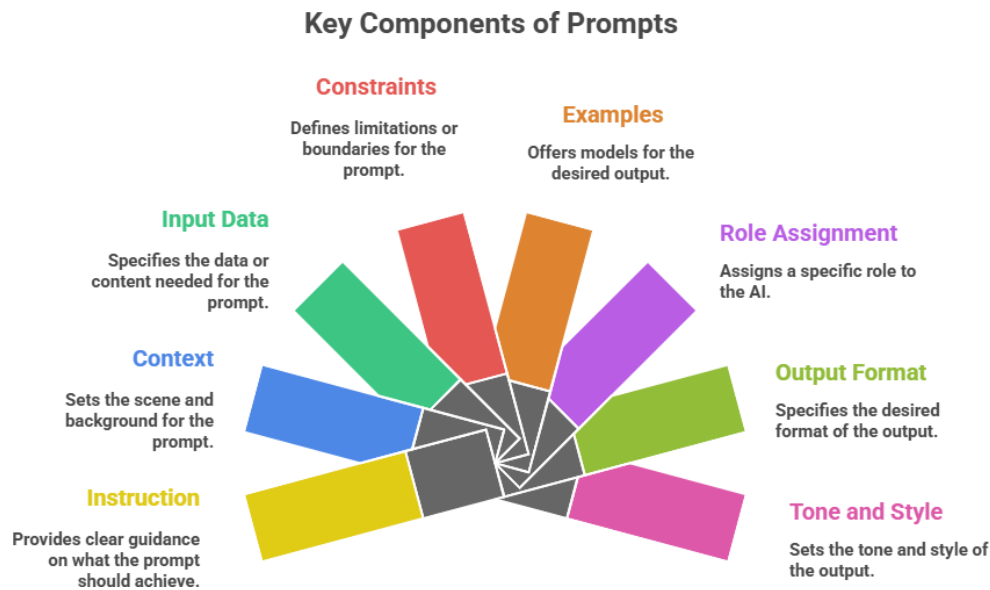


Figure: Key Components of Prompts

#### 1. Instruction

The instruction is the explicit task communicated to the model. It clarifies what action the AI is expected to perform—whether it is answering a question, generating a story, summarizing text, or producing code. Clear and direct instructions reduce ambiguity, enabling the model to align its responses with user expectations.

#### 2. Context

Context provides the necessary background information that frames the task. For instance, if a model is

asked to “summarize the following text,” the text itself becomes the context. In more complex prompts, the context may include role assignments (e.g., “You are an expert historian”), tone preferences (e.g., “Explain in simple language”), or reference material.

### 3. **Input Data or Content**

The input data is the material on which the model is expected to act. This may include a paragraph to summarize, a dataset to interpret, or keywords to expand into full sentences. Without relevant input, even the clearest instruction may result in an incomplete output.

### 4. **Constraints**

Constraints define the boundaries within which the model should generate responses. They may relate to word count (“Write in under 200 words”), tone (“Use formal language”), style (“Write in a journalistic style”), or format (“Produce in bullet points”). Constraints help align the generated output with the user’s specific requirements.

### 5. **Examples (Few-Shot Prompts)**

Providing examples of desired input–output patterns helps the model better understand the expected structure. For example:

- Input: “Translate: Hello → Hola”
- Input: “Translate: Good morning → Buenos días”
- Input: “Translate: Thank you →”

The model learns from the examples and continues the sequence appropriately.

### 6. **Role Assignment**

Role assignment shapes the perspective from which the AI should respond. Phrasing a prompt as “Act as a professor of economics” or “You are a creative novelist” influences the style, depth, and authority of the generated text. This component is particularly valuable in educational and professional applications where domain expertise is critical.

### 7. **Desired Output Format**

Users may specify how the output should be structured—for instance, as an essay, bullet list, table, or code snippet. Explicitly stating the output format reduces the need for post-processing and ensures the generated text aligns with the intended use.

## 8. Tone and Style Indicators

Prompts can direct the model toward a specific tone, such as persuasive, descriptive, analytical, or conversational. Style markers help models adapt outputs to diverse contexts like academic writing, creative storytelling, or professional communication.

By carefully integrating these components, users can construct prompts that maximize clarity, relevance, and quality of generated outputs. The importance of prompt engineering has grown into a specialized skill, often termed *prompt design*, reflecting its central role in optimizing AI interactions.

### Did You Know?

“The tone and style instructions in prompts can completely shift the model’s voice. For example, asking an AI to “Explain Newton’s Laws as a stand-up comedian” results in a humorous explanation, while “Explain Newton’s Laws as a professor” yields a formal lecture-style response.”

### 3.2.3 Iterations of Text Generation According to AI Models

Text generation is rarely a one-step process. Iterations allow users to refine outputs, improve coherence, and align results with evolving requirements. Different AI models and tools approach iterations in distinctive ways, influenced by their architecture and training.

#### 1. Greedy Search vs. Iterative Sampling

Early text generation models often relied on *greedy search*, selecting the most probable next word at each step. While this ensured grammatical correctness, it often produced repetitive or unimaginative outputs. Iterative sampling techniques such as beam search, nucleus sampling, and top-k sampling were introduced to generate more diverse and natural text. These methods allow multiple candidate sequences to be explored iteratively, improving the richness of generated responses.

#### 2. Human-in-the-Loop Iterations

Many text generation tools now support iterative refinement through human feedback. Users may review outputs and request adjustments such as “make this more formal” or “expand on point two.” Models then regenerate the text based on revised prompts. This cyclical process of prompting, generating, and revising mirrors human drafting practices and enhances alignment with user goals.

### 3. **Multi-Turn Dialogue Iterations**

Conversational models such as chat-based AI systems incorporate multi-turn dialogue, where iterations occur across exchanges. Each new prompt builds upon the previous context, allowing for refinement and elaboration. For example, a user might start with “Write an introduction on renewable energy,” then follow up with “Add examples of solar and wind power,” and finally request “Make it suitable for a high school audience.”

### 4. **Few-Shot and Zero-Shot Iterations**

Iterations also occur at the level of training paradigms. In *zero-shot* settings, the model generates text without examples, relying solely on general instructions. In *few-shot* iterations, users provide examples to guide output. Iterations here involve adjusting the quantity and variety of examples until the output reaches the desired quality.

### 5. **Adaptive Fine-Tuning Iterations**

Some advanced systems allow iterative fine-tuning where user interactions inform model updates. Reinforcement Learning from Human Feedback (RLHF) is a prime example, where iterative cycles of training and feedback improve the alignment of AI outputs with human values and preferences.

### 6. **Drafting and Revision Mechanisms**

Certain tools support iterative drafting, where the model generates multiple drafts simultaneously. Users can select, combine, or modify drafts before requesting final revisions. This mimics human creative workflows and supports tasks such as essay writing, marketing copy, or legal drafting.

### 7. **Interactive Style and Tone Adjustments**

Iterative text generation is also used to adjust style dynamically. For instance, after generating a business report, a user might request “Make this sound more persuasive” or “Add more technical detail.” Each iteration refines the output while preserving core content.

### 8. **Model-Specific Iteration Variations**

- **GPT Models (OpenAI)** emphasize iterative prompting in conversational flows, allowing users to refine instructions step by step.
- **BERT-like Models** are more suited for fill-in-the-blank or masked language generation, where iterations involve adjusting context until the desired completion emerges.

- **Hybrid Models** combine retrieval and generation, where iterations refine the source material retrieved before generating improved text.

Iterations thus highlight the dynamic, collaborative nature of text generation. Rather than being static producers of content, AI models function as co-creators, evolving outputs through cycles of feedback, context adjustment, and refinement.

### 3.3 Hands-on to Text Generation and Presentation Tools

#### 3.3.1 Hands-on to Text Generation LLMs

Large Language Models (LLMs) represent the most advanced and influential category of text generation systems. Engaging hands-on with these models provides learners, researchers, and practitioners an opportunity to understand how natural language can be generated at scale, and how AI can be adapted to real-world contexts.

##### Practical Exploration of LLMs

Working with LLMs begins with prompt formulation. Users interact with models such as GPT (OpenAI), Claude (Anthropic), Gemini (Google), or LLaMA (Meta) by providing structured prompts that guide the model toward producing coherent responses. Hands-on experience reveals that the quality of the output heavily depends on the clarity of the input. For example, prompting “Explain gravity” generates a generic explanation, while “Explain gravity to a 12-year-old with simple examples” produces age-appropriate and context-sensitive text.

##### Experimenting with Model Parameters

Beyond simple prompts, many platforms allow experimentation with generation parameters such as:

- **Temperature** – Controls randomness in responses. A low temperature (e.g., 0.2) yields predictable and deterministic text, while a high temperature (e.g., 0.9) increases creativity but may reduce coherence.
- **Top-k Sampling** – Limits the selection of possible next words to the top k most likely candidates, balancing diversity and quality.
- **Top-p (Nucleus) Sampling** – Selects words from the smallest probability mass whose cumulative probability exceeds p, encouraging diverse yet contextually appropriate output.

By adjusting these parameters, learners can experience firsthand how different configurations influence narrative style, factual density, and creativity.

##### Hands-on with Fine-Tuning and Customization

LLMs can be fine-tuned on domain-specific data for tailored applications. For instance, a medical institution may fine-tune a model to generate clinical notes, while an educational institution may adapt it for generating exam

questions. Hands-on practice with fine-tuning teaches users how datasets, training epochs, and model checkpoints affect output quality.

### **Ethical and Responsible Use**

Practical interaction with LLMs also underscores the importance of responsible use. During hands-on exercises, biases in generated text, factual inaccuracies, or inappropriate language may appear. Recognizing and mitigating these issues is as important as learning technical skills. This dimension ensures that learners do not treat LLMs as infallible sources but as tools requiring critical oversight.

### **Practical Example**

A hands-on exercise might involve generating a marketing email using different prompts:

- Prompt A: “Write a professional email introducing a new software product.”
- Prompt B: “As a sales manager, write a persuasive email introducing a new software product to small business owners, highlighting ease of use and cost savings.”

Comparing the two outputs demonstrates the impact of prompt specificity and user role assignment.

Hands-on experience with LLMs therefore combines technical parameter exploration, prompt design, domain customization, and ethical awareness, forming the foundation for practical literacy in text generation.

### **3.3.2 Hands-on to Text Generation AI Tools**

While LLMs are the underlying engines, various AI tools build user-friendly interfaces on top of them. These tools are designed for non-technical users, enabling broader adoption of text generation in academic, creative, and professional contexts. Hands-on practice with these tools involves exploring their functionalities, workflows, and limitations.

#### **Commonly Used AI Text Generation Tools**

1. **ChatGPT (OpenAI)** – Offers conversational AI capabilities for diverse tasks such as drafting essays, summarizing documents, generating code, or role-playing scenarios.
2. **Jasper AI** – Tailored toward marketing and content creation, Jasper provides templates for blog posts, product descriptions, and ad copy.
3. **Copy.ai** – Focuses on generating marketing content, including social media posts, email campaigns, and SEO-optimized blogs.
4. **Writesonic** – Provides creative and long-form content generation, along with integrations for chat-based AI and business tools.

5. **Quillbot** – Specialized in paraphrasing, summarization, and grammar improvement, serving as a supportive tool for academic and professional writing.

### **Hands-on Activities with AI Tools**

- **Template-Based Writing:** Many tools provide preset templates such as “blog introduction,” “product description,” or “LinkedIn post.” A hands-on task could involve generating the same content across different templates and comparing results.
- **Custom Tone Adjustments:** Tools often allow users to select tones such as “casual,” “professional,” or “humorous.” Practicing tone adjustments provides insight into stylistic control.
- **SEO and Keyword Insertion:** In tools geared toward digital marketing, users can input specific keywords and observe how the AI integrates them naturally into content.
- **Content Expansion and Summarization:** Hands-on exercises can include feeding short notes into the tool and expanding them into full-length articles, or conversely, condensing large documents into concise summaries.

### **Advantages of Hands-on Tool Use**

- **Accessibility** – Interfaces are simple enough for non-technical users.
- **Efficiency** – Content can be generated within seconds.
- **Customization** – Tones, formats, and lengths can be modified interactively.

### **Challenges in Hands-on Practice**

- **Over-Reliance** – Users may depend too heavily on AI, risking reduced originality.
- **Fact-Checking** – Outputs may include inaccuracies, necessitating verification.
- **Ethical Use** – Practitioners must consider plagiarism, authorship, and bias issues.

### **Illustrative Example**

A practical exercise might involve generating a blog introduction on “The Future of Renewable Energy” using Jasper AI, and then refining it in Quillbot for conciseness. Learners can evaluate how tools complement each other in a writing workflow.

Hands-on engagement with AI text generation tools provides a comprehensive understanding of their versatility, strengths, and limitations, preparing learners to integrate them thoughtfully into professional and academic work.

### “Activity”

Select one AI text generation tool such as Jasper AI, Copy.ai, or Writesonic. Generate two different drafts of a blog introduction on the topic *“The Future of Renewable Energy”*.

- In the first draft, use the default or general settings of the tool.
- In the second draft, customize the output by selecting a specific tone (e.g., professional, casual, persuasive) and a specific length option.

Compare the two outputs carefully. Submit a short analysis (150–200 words) discussing how customization features such as tone and length change the quality and style of the content.

### 3.3.3 Hands-on to Presentation AI Tools & Models

Beyond text generation, AI technologies are increasingly being applied to the domain of presentations. Hands-on exploration of presentation AI tools introduces learners to systems that combine design automation with natural language capabilities, enabling quick creation of slides, visuals, and structured narratives.

#### Overview of AI Presentation Tools

1. **Beautiful.ai** – Automates slide design using AI templates, ensuring visual consistency.
2. **Tome AI** – Integrates storytelling with generative visuals and text, allowing users to create narrative-driven presentations.
3. **Canva Magic Design** – Provides AI-powered design suggestions, including text-to-presentation features.
4. **SlidesAI** – Converts written text into presentation slides with layouts, themes, and styles automatically generated.
5. **Gamma.app** – Offers AI-powered slide creation and iterative refinement options tailored for business and academic presentations.

#### Hands-on Activities with Presentation Tools

- **Text-to-Slide Generation:** A user inputs content such as “Explain the causes of the Industrial Revolution,” and the tool generates a multi-slide deck with titles, bullet points, and visuals.

- **Styling and Theme Adjustments:** Hands-on practice involves experimenting with different themes, color schemes, and visual styles to observe how presentation tone changes.
- **Iterative Refinement:** Similar to text generation, presentation tools allow multiple iterations. For example, users can regenerate a slide until the layout matches their preference.
- **Integration of Multimedia:** Some platforms allow inclusion of AI-generated images, charts, or videos. Hands-on exercises might include generating a chart from data and embedding it in a presentation.

### AI Models Powering Presentation Tools

Presentation AI tools typically integrate three model categories:

- **Natural Language Processing Models:** Interpret user instructions and convert them into structured slide content.
- **Computer Vision and Design Models:** Apply design heuristics to generate visually appealing layouts and suggest icons, graphics, or stock images.
- **Generative Visual Models:** Create illustrations or diagrams on demand, often powered by diffusion models or GANs (Generative Adversarial Networks).

### Benefits of Hands-on with AI Presentation Tools

- **Time Efficiency** – Complex decks can be generated in minutes.
- **Accessibility** – Non-designers gain the ability to produce professional-quality slides.
- **Consistency** – AI ensures alignment in typography, spacing, and visual flow.
- **Creativity Enhancement** – Tools provide novel design ideas that learners might not otherwise consider.

### Limitations to Address

- **Over-Standardization** – Outputs may look similar if too many users rely on templates.
- **Content Accuracy** – Generated slide content must be fact-checked.
- **Dependency on Tools** – Learners must balance AI support with personal creativity and critical thinking.

### Illustrative Example

A hands-on classroom exercise could involve asking students to input a topic such as “Impacts of Artificial

**Did You Know?**

Intelligence on Employment” into SlidesAI. The tool generates a deck, which students then refine by adding academic references, adjusting visuals, and customizing the narrative. This workflow illustrates how AI accelerates the mechanical aspects of presentation-making while leaving space for human judgment and creativity.

“Some AI presentation tools like Tome AI and Gamma.app integrate generative image models. This allows a learner to type “a futuristic classroom” and instantly receive AI-generated visuals for slides, removing the need for stock images.”

### 3.4 Summary

- ❖ Text generation is the computational process of producing human-like text using algorithms and AI models, particularly within Natural Language Processing (NLP).
- ❖ Early approaches included rule-based systems and statistical models such as n-grams and Hidden Markov Models, but these lacked flexibility and context awareness.
- ❖ Modern text generation is dominated by deep learning, especially transformer-based architectures, which generate coherent, contextually appropriate, and stylistically adaptive text.
- ❖ The purpose of text generation ranges from automation of routine language tasks to enhancing communication, supporting content creation, enabling human–computer interaction, and stimulating creative exploration.
- ❖ Different types of text generation include rule-based, statistical, neural network-based, transformer-based, conditional, unconditional, data-to-text, interactive, and stylistic generation.
- ❖ Applications span conversational agents, education, assistive technologies, scientific reporting, marketing, healthcare documentation, gaming, and legal or financial services.
- ❖ Prompt structure is crucial in determining the quality of AI-generated text. A prompt may be instructional, contextual, example-based, or open-ended.
- ❖ Effective prompts consist of components such as clear instructions, relevant context, input content, constraints, examples, role assignment, desired output format, and tone/style indicators.
- ❖ Iterations in text generation involve refining outputs through greedy search, beam search, nucleus sampling, and human-in-the-loop feedback.

- ❖ Iterative approaches also include multi-turn dialogue, few-shot and zero-shot prompting, adaptive fine-tuning, drafting and revision mechanisms, and style adjustments.
- ❖ Hands-on engagement with Large Language Models (LLMs) like GPT, Claude, or Gemini allows users to explore prompt formulation, model parameters (temperature, top-k, top-p), and fine-tuning.
- ❖ Responsible use of LLMs emphasizes awareness of biases, inaccuracies, and ethical issues in generated text.
- ❖ Text generation AI tools such as ChatGPT, Jasper AI, Copy.ai, Writesonic, and Quillbot provide accessible interfaces for academic, professional, and creative tasks.
- ❖ Hands-on practice with AI tools includes working with templates, adjusting tones, integrating keywords, and experimenting with summarization or content expansion.
- ❖ Presentation AI tools such as Beautiful.ai, Tome AI, Canva Magic Design, SlidesAI, and Gamma.app automate slide creation, storytelling, and design consistency.
- ❖ These tools integrate NLP models for text interpretation, visual design models for layout, and generative visual models for illustrations.
- ❖ Practical engagement involves generating slides from text input, adjusting themes, refining outputs iteratively, and integrating multimedia elements.
- ❖ Benefits of AI-powered presentation tools include efficiency, accessibility, and enhanced creativity, though challenges include over-standardization, content verification, and reliance on templates.

### 3.5 Key Terms

1. **Text Generation** – The AI-driven process of producing human-like text based on input prompts or datasets.
2. **Prompt** – The input or instruction provided to an AI model that guides its text generation.
3. **Transformer Model** – A neural network architecture using self-attention mechanisms to process and generate language efficiently.
4. **Few-Shot Learning** – A prompting approach where a model is given a small number of examples to guide output generation.

5. **Beam Search** – An iterative decoding method that explores multiple possible text continuations to select the most coherent output.
6. **Fine-Tuning** – The process of adapting a pre-trained model to a specific domain or dataset for improved performance.
7. **Nucleus Sampling** – A probabilistic text generation technique that selects words from the smallest probability mass exceeding a defined threshold.
8. **Presentation AI Tool** – An application that uses AI to automatically create, format, and refine presentation slides from user input.

### 3.6 Descriptive Questions

1. What are the key differences between rule-based, statistical, and transformer-based text generation approaches?
2. Identify and explain three main purposes of text generation in modern applications.
3. How do instructional, contextual, and example-based prompts differ in guiding AI models?
4. What role do constraints play in prompt design, and how do they influence output quality?
5. Explain the concept of human-in-the-loop iterations in text generation and give an example.
6. What are some ethical challenges encountered during hands-on work with LLMs?
7. List three features of AI text generation tools such as Jasper or Copy.ai and describe their practical applications.
8. How do AI-powered presentation tools integrate NLP and generative visual models to create slides?

### 3.7 References

1. Vaswani et al. (2017). *Attention is All You Need*. Transformer architecture.
2. Brown et al. (2020). *Language Models are Few-Shot Learners*. Introduction of GPT-3.
3. Jurafsky & Martin (2023). *Speech and Language Processing*. Foundational NLP textbook.
4. OpenAI (2023). *ChatGPT Documentation*. Practical applications of LLMs.
5. Anthropic (2023). *Claude Model Overview*. Ethical AI text generation.

6. Mayer, R. (2021). *Multimedia Learning*. Relevance of AI in presentation tools.

### Answers to Knowledge Check

#### ***Knowledge Check 1***

1. b) The computational process of producing human-like text using algorithms
2. b) They were unable to capture long-term dependencies and contextual coherence
3. c) To automate routine language tasks and enhance communication efficiency
4. d) Manual narrative writing
5. c) Data-to-text generation

## 3.8 Case Study

### Enhancing Learning and Productivity with AI-Based Text and Presentation Tools

#### Introduction

The increasing sophistication of artificial intelligence in text generation has transformed the way individuals and organizations communicate, learn, and create. From academic environments to corporate sectors, the integration of Large Language Models (LLMs) and AI-driven presentation platforms has redefined efficiency, accessibility, and creativity. This case study explores how AI-based text generation and presentation tools can be effectively implemented in educational and professional contexts to improve productivity, enhance learning, and support innovation.

#### Background

Advances in NLP and LLMs such as GPT, Claude, and Gemini have created opportunities for learners and professionals to interact with machines in more natural, context-sensitive ways. Alongside, the rise of AI text generation tools like ChatGPT, Jasper AI, and Copy.ai has democratized content creation by offering user-friendly interfaces for non-technical users. In parallel, presentation tools like Beautiful.ai, Tome AI, and SlidesAI simplify the creation of structured, visually engaging slides, reducing reliance on manual design. Educational institutions, in particular, face increasing demand to streamline the development of learning materials while engaging students effectively. Corporations also require efficient drafting of reports, proposals, and presentations to meet tight deadlines in competitive industries. AI-based tools directly address these challenges by automating routine tasks, providing design consistency, and enabling creativity at scale.

#### Problem 1: Time-Consuming Content Creation

Students and professionals alike face difficulty in generating large volumes of content within limited timeframes. Manual writing often consumes hours, and lack of inspiration can result in incomplete or poor-quality drafts.

#### Solution:

AI text generation tools assist by creating first drafts, expanding notes into full-length essays, and providing alternative phrasing options. By leveraging role-based prompts, tone adjustments, and context-driven instructions, users can accelerate content development without compromising quality.

### **Problem 2: Lack of Engagement in Presentations**

Educators and professionals frequently struggle to design visually appealing and engaging presentations. Manual slide creation can be repetitive, leading to uninspiring outputs that fail to capture audience attention.

#### **Solution:**

AI-powered presentation tools automate slide generation from text inputs, apply professional design templates, and suggest visuals. This ensures consistent formatting and enhanced audience engagement while allowing presenters to focus on delivering their message effectively.

### **Problem 3: Limited Awareness of Prompt Engineering**

Many users fail to achieve desired results because they are unaware of how to structure effective prompts for LLMs. Poorly designed prompts often yield irrelevant or generic outputs.

#### **Solution:**

Training in prompt design, including the use of instructions, context, examples, and constraints, empowers users to extract high-quality responses. Iterative interactions allow continuous refinement, ensuring outputs are aligned with user goals.

### **Reflective Questions**

1. How can educational institutions integrate AI text and presentation tools to enhance teaching and Learning Outcomes?
2. In what ways does prompt design influence the quality and reliability of AI-generated text?
3. How can professionals balance reliance on AI with the need for originality and critical thinking?

## Unit 4: Visual & 3D Tools

### Learning Objectives:

1. Explain the concept of AI-based image generation and the role of prompt structures in visual content creation.
2. Construct effective prompts for AI image generation tools such as DALL·E, Midjourney, or similar platforms.
3. Demonstrate hands-on ability to generate and refine AI-generated images using leading tools.
4. Apply AI tools to design logos, infographics, and visual assets for creative or business purposes.
5. Explore AI capabilities in transforming sketches to renders and generating 3D models.
6. Create immersive 3D environments using AI tools and evaluate their applications across industries.

### Content

- 4.1 What is Image Generation
- 4.2 Visual and 3D Tools Hands on
- 4.3 Summary
- 4.4 Key Terms
- 4.5 Descriptive Questions
- 4.6 References
- 4.7 Case Study

## 4.0 Introductory Caselet

### “Design Beyond Imagination — Kartik at NuSpace Interiors”

Kartik, a final-year interior design student, began his internship at NuSpace Interiors, a design consultancy known for fusing modern aesthetics with smart technologies. On his second day, he was asked to visualize a futuristic living space for a tech client’s penthouse—an urgent pitch presentation was due in 48 hours.

Lacking time for hand sketches or 3D modeling from scratch, Kartik turned to an AI image generation tool he had experimented with during a college workshop. He typed:

**“Generate a high-resolution image of a minimalist, tech-inspired luxury living room with ambient lighting, white marble flooring, and smart furniture.”**

In seconds, the tool presented multiple photorealistic options. He iterated on the prompt, adding more context and design constraints. The final image was not only visually compelling but aligned with the client's expectations. The team included it in the pitch, which was ultimately successful.

Encouraged by the result, Kartik began exploring other AI design tools. He used them to create logos, generate custom infographics, and even convert his hand-drawn sketches into 3D renders. By combining prompt structure with AI capabilities, Kartik was able to rapidly test creative ideas and communicate visual concepts more effectively.

This experience reshaped Kartik’s perception of design workflows—not as a replacement for creativity, but as a powerful extension of it.

### **Critical Thinking Question:**

If you were Kartik, how would you explain to a senior designer that AI tools in visual creation are not about cutting corners, but about amplifying speed, iteration, and creative exploration?

## 4.1 What is Image Generation

### 4.1.1 What is Image Generation

Image generation is the process of creating images using artificial intelligence (AI) models and algorithms. Unlike traditional methods of digital illustration, photography, or computer graphics—where humans must manually design or capture visuals—AI models can automatically generate new images from data, text descriptions, or reference visuals. This process is central to modern artificial intelligence research and has far-reaching applications across education, entertainment, design, healthcare, and beyond.

Early breakthroughs came through **Generative Adversarial Networks (GANs)** in 2014. GANs consist of two competing neural networks: a generator that creates images and a discriminator that evaluates whether the image looks real. Over time, the generator learns to produce images that the discriminator cannot distinguish from actual photographs. For example, GANs have been used to generate synthetic celebrity faces that do not belong to any real person, demonstrating how machines can learn patterns of realism.

More recently, **diffusion models** like *Stable Diffusion* and *DALL·E* have transformed the field. These models start with random noise and gradually refine it into a meaningful image based on the user’s prompt. For instance, if a user types, “A red panda riding a skateboard in Times Square, digital art style,” the model interprets the text and gradually produces an image that visually matches the description.

**Example 1:** A biology teacher can generate diagrams of cell structures by simply typing, “A highly detailed illustration of a human cell showing mitochondria, nucleus, and ribosomes in bright colors.” The tool creates a usable classroom resource in minutes without relying on stock images or hand-drawn sketches.

**Example 2:** A video game studio might request concept art by entering a prompt such as, “A futuristic spaceship flying above a neon-lit cityscape, cyberpunk style.” Instead of waiting weeks for draft sketches, designers instantly receive a variety of visual interpretations.

In essence, image generation merges computational efficiency with creative flexibility, producing visuals that would otherwise require significant manual effort.

#### Did You Know?

“Diffusion models used in AI image generation (such as Stable Diffusion and DALL·E 2) start with random visual noise and gradually remove it step by step, revealing a structured image that matches the prompt. This process is inspired by how images degrade when adding noise repeatedly, but AI cleverly learns to reverse it.”

### 4.1.2 Prompt Structure for Image Gen AI Models and Tools

Just as instructions guide human artists, prompts direct AI models in generating visuals. A **prompt** is the input—text, image, or both—that conveys to the model what kind of image to produce. A well-crafted prompt can transform vague requests into vivid, detailed visuals, while a poorly structured one can result in irrelevant or low-quality images.

## Components of Effective Prompts

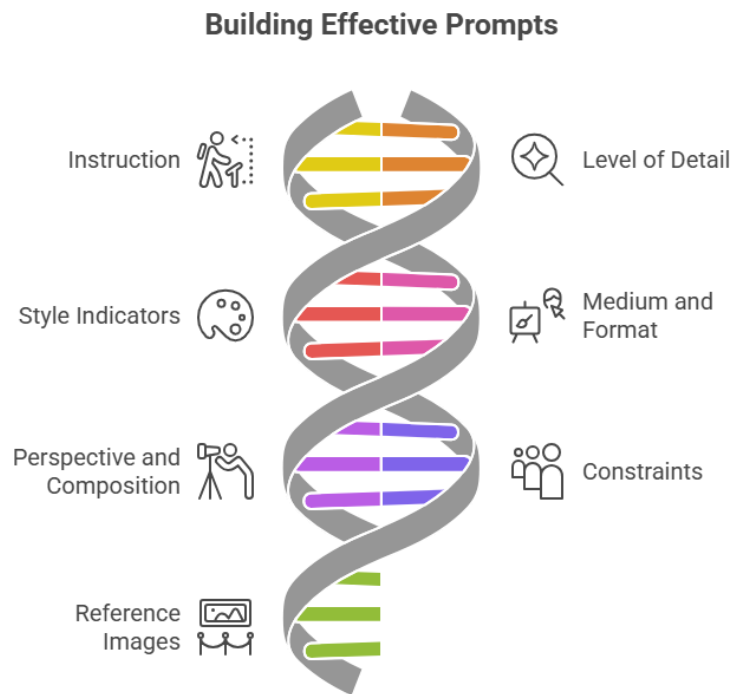


Figure: Components of Effective Prompt

#### 1. Instruction (Core Idea)

The prompt should clearly describe the central subject.

- Example: “A mountain landscape at sunrise” gives a clear subject, whereas “mountains” may lead to less specific outputs.

## 2. Level of Detail

Adding adjectives, settings, or contextual details enhances precision.

- Example: “A snowy mountain landscape at sunrise with a river in the foreground and pine trees on the side” creates a more complete visual scene.

## 3. Style Indicators

Prompts can specify artistic styles.

- Example: “A portrait of a woman in the style of Van Gogh” produces a textured, impressionistic look.
- Example: “A futuristic city skyline, cinematic lighting” generates a more realistic, film-like rendering.

## 4. Medium and Format

Defining the medium ensures outputs align with intended use.

- Example: “A 3D render of a coffee mug with realistic lighting” vs. “A watercolor painting of a coffee mug.”

## 5. Perspective and Composition

Including camera angles or perspectives controls framing.

- Example: “A top-down view of a chessboard” differs significantly from “A close-up of a chess piece on a chessboard.”

## 6. Constraints

Users often need specific dimensions or qualities.

- Example: “A realistic 8K resolution landscape with no text in the background, aspect ratio 16:9.”

## 7. Reference or Example Images

Some tools allow users to upload an initial sketch or photo.

- Example: A fashion designer can upload a rough drawing and prompt: “Refine this sketch into a realistic runway outfit, pastel color palette.”

### Types of Prompts with Examples

- **Descriptive Prompt:** “A lion resting under a tree in the African savannah, realistic style.”
- **Stylistic Prompt:** “A lion painted in Japanese watercolor style.”
- **Functional Prompt:** “An infographic showing the human respiratory system, labeled parts.”
- **Hybrid Prompt:** Uploading a sketch of lungs with the prompt, “Convert this into a digital illustration with labeled anatomy in high resolution.”

### Importance of Iteration

Often, the first attempt may not deliver the expected output. Iterative refinement of prompts is key.

- Example Iteration:
  - First prompt: “Robot in a park.”
  - Refined prompt: “Cartoon-style robot playing chess with a child under cherry blossom trees in a park, pastel colors.”
  - Further refinement: “Cartoon-style robot playing chess with a child under cherry blossom trees in a Japanese park, wide-angle view, watercolor effect.”

Each iteration adds layers of specificity until the desired result is achieved. This iterative process demonstrates why **prompt engineering** is a critical skill in image generation.

### “Activity”

Draft three prompts to generate an AI image of the same subject: “*A library.*”

- In the first prompt, keep it simple: “A library interior.”
- In the second prompt, add details: “A modern library interior with glass walls, wooden shelves, and students studying.”
- In the third prompt, specify style and constraints: “A modern library interior, 3D render style, ultra-realistic, with warm lighting, aspect ratio 16:9.”

Run these prompts in an AI image generation tool (such as DALL·E, Stable Diffusion, or MidJourney). Compare how each output differs in terms of detail, realism, and composition. Submit a short reflection (200–250 words) explaining how prompt complexity and structure influence the generated visuals.

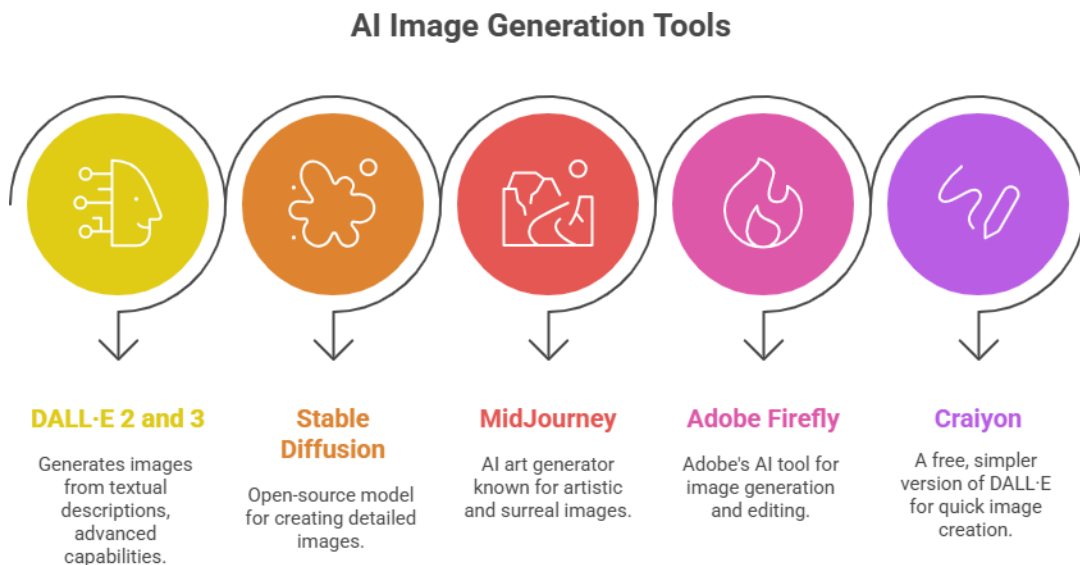
### 4.1.3 Hands-on to Image Generation AI Tools

Engaging directly with image generation tools is vital for developing practical literacy. Hands-on activities allow learners to not only understand technical concepts but also explore creative and professional applications.

**Widely**

**Used**

**Tools**



#### 1. DALL·E 2 and DALL·E 3 (OpenAI)

- Strength: High-quality, versatile images from detailed prompts.
- Example: A marketer types, “A flat design vector logo of a coffee cup with steam shaped like a cloud.” The model produces multiple logo options instantly.

## 2. Stable Diffusion

- Strength: Open-source, highly customizable.
- Example: A university lab fine-tunes Stable Diffusion on datasets of ancient artifacts to generate visual reconstructions of damaged archaeological findings.

## 3. MidJourney

- Strength: Artistic, stylized outputs.
- Example: An author creating a fantasy novel cover uses the prompt, “A dragon soaring over an ancient castle, highly detailed, epic fantasy artwork.” MidJourney produces multiple concept designs.

## 4. Adobe Firefly

- Strength: Integrated into Adobe products for professionals.
- Example: A graphic designer editing an ad banner can use Firefly’s “text-to-image” tool to fill empty space with a relevant product shot generated in the same style.

## 5. Craiyon (DALL·E Mini)

- Strength: Accessibility for casual use.
- Example: Students experimenting with AI art for school projects can generate fun, lightweight visuals like “A cartoon elephant playing soccer.”

### Hands-on Learning Activities

- **Experiment with Styles:**

Generate the same subject in multiple styles to observe differences.

- Prompt A: “A medieval castle, realistic photography.”
- Prompt B: “A medieval castle, oil painting.”
- Prompt C: “A medieval castle, LEGO block style.”

This teaches learners how prompt wording shifts artistic direction.

- **Editing through Inpainting:**

Upload an image of a beach scene and ask the AI to “replace the sky with a sunset.” Learners see how AI tools refine parts of images, demonstrating adaptability in design workflows.

- **Poster Design:**

Students tasked to design a poster for “World Environment Day” can generate background visuals (e.g., “A lush green forest with diverse wildlife, digital illustration”) and integrate them into their final design project.

## Applications in Education and Professional Life

1. **Art and Design Education**

Students explore styles, color schemes, and visual storytelling without requiring advanced artistic skills. For instance, a design student can experiment with “modern minimalistic architecture renderings” for class projects.

2. **Business and Marketing**

Businesses use AI-generated visuals for personalized ad campaigns. For example, an e-commerce site can prompt “Product photo of red sneakers on a marble background, Instagram-ready.”

3. **Research Visualization**

Environmental scientists might prompt “Illustration of rising sea levels affecting coastal cities, infographic style” to quickly visualize data trends.

4. **Cultural Reconstruction**

Historians use AI to recreate “Roman city streets as they may have looked in the first century.” While speculative, these visuals aid in teaching and exhibitions.

## Ethical and Practical Considerations

- **Ownership:** If a generated image closely resembles an artwork in the training data, issues of copyright and originality arise.
- **Bias:** Prompts like “portrait of a CEO” may unintentionally reinforce cultural or gender stereotypes if the dataset is skewed.

- **Misinformation Risks:** Hyper-realistic AI images can be misused to create fake news or deepfakes, raising ethical concerns.

**Example of Ethical Concern:** In 2023, AI-generated images of political figures circulated online, leading to public confusion about authenticity. This underscores the need for transparency and digital literacy when using AI tools.

### Learning Through Experimentation

Hands-on practice encourages learners to critically evaluate AI's capabilities and limitations. A structured exercise could ask students to:

1. Generate an image of “A futuristic classroom with AI-powered robots teaching students.”
2. Compare the outputs from different tools (e.g., DALL·E vs. MidJourney).
3. Reflect on differences in realism, style, and usability.

Such activities bridge theoretical knowledge with practical insights, equipping learners to apply AI tools responsibly in academic, professional, and creative domains.

## 4.2 Visual and 3D Tools Hands-on

The advancement of artificial intelligence has expanded creative possibilities far beyond text and simple image generation. AI now powers sophisticated visual and 3D tools that allow designers, marketers, educators, and students to create logos, infographics, 3D renders, and immersive environments with remarkable ease. These tools do not replace human creativity; instead, they augment it by accelerating workflows, suggesting design ideas, and automating repetitive processes. Hands-on experience with these tools provides learners with opportunities to bridge imagination and execution, turning concepts into tangible designs and models.

### 4.2.1 AI-driven Logo Design

Logos are vital elements of brand identity, conveying meaning, values, and recognition in a single visual symbol. Traditionally, logo design required collaboration between graphic designers and clients, involving lengthy iterations. With AI, this process is streamlined as models generate logo concepts instantly from text prompts, keywords, or industry-specific themes.

**Example:** A startup in the food delivery sector might input: “*Create a modern, minimalist logo with a green color palette showing a scooter and food basket.*” AI-powered tools such as Looka, Hatchful by Shopify, or Tailor Brands generate multiple variations instantly.

**Hands-on Exploration:**

- Learners can experiment with prompts such as:
  - “Circular logo for a technology startup, futuristic style, blue gradient.”
  - “Elegant monogram logo for a fashion brand, black and gold palette.”
- By comparing outputs, they understand how prompts, color specifications, and style cues affect the brand’s perceived identity.

**Practical Application:** Students studying marketing or business can generate logos for hypothetical brands and then critically assess which versions best align with brand values. This exercise also reveals limitations—AI can generate visually appealing logos but may lack originality or cultural sensitivity.

**4.2.2 Infographics**

Infographics communicate information through a combination of visuals, icons, and text. They are widely used in education, journalism, and corporate communication. AI tools enhance infographic creation by automating layout design, selecting suitable color schemes, and integrating icons or illustrations aligned with the theme.

**Example:** A researcher who wants to present survey data on renewable energy adoption can use AI tools like Canva’s Magic Design or Piktochart. By uploading raw data or typing a prompt such as “*Infographic showing percentage adoption of solar, wind, and hydro energy in 2023*”, the system generates professional layouts with appropriate visuals.

**Hands-on Exploration:**

- Learners can start by creating an infographic on “*Causes and Effects of Climate Change.*”
- They input the content, and the AI tool arranges visuals, flowcharts, and icons to match the narrative.
- By adjusting tone (educational, professional, or playful), they can observe how the infographic adapts to different audiences.

**Practical Application:** This activity builds digital literacy, teaching learners to not only visualize data but also consider clarity, accuracy, and audience engagement.

**4.2.3 Sketch to Render**

One of the most fascinating capabilities of AI is its ability to transform rough sketches into refined, high-quality renders. This feature is particularly valuable in architecture, product design, and art. Learners can begin with simple hand-drawn outlines and use AI tools to produce realistic images or conceptual designs.

**Example:** An architecture student sketches the outline of a building façade. By uploading the sketch to tools like Autodesk Sketch-to-Render AI or Stable Diffusion with ControlNet, they can generate a photorealistic visualization of the structure, complete with lighting, textures, and materials.

**Hands-on Exploration:**

- Students sketch a basic chair design on paper and scan it.
- The AI renders multiple variations—wooden, metallic, minimalist, or futuristic.
- Learners then compare which style aligns with the intended purpose (e.g., household furniture vs. modern office seating).

**Practical Application:** This process accelerates design prototyping. Where traditional rendering might take hours, AI delivers rapid iterations. For learners, it highlights how early-stage creativity can evolve into tangible designs without advanced technical skills.

**Did You Know?**

“Some AI tools for sketch-to-render can interpret even rough doodles or incomplete outlines and still produce realistic renderings. For instance, a triangle with two circles may be recognized as the skeleton of a car sketch, which the AI then develops into a photorealistic car image.”

#### 4.2.4 3D Modelling with AI

3D modeling traditionally requires advanced software skills in platforms such as Blender, Maya, or 3ds Max. AI tools now simplify this by generating 3D assets directly from text descriptions or 2D images.

**Example:** A prompt like “*3D model of a medieval sword with intricate golden handle*” can produce ready-to-use 3D assets. Tools such as Point-E (OpenAI), Luma AI, and NVIDIA’s GET3D specialize in converting text or images into 3D meshes.

**Hands-on Exploration:**

- Learners input: “*3D model of a futuristic electric car, glossy black surface, aerodynamic shape.*”
- The AI produces a mesh model that can be rotated, scaled, and imported into 3D software.

- Students then examine how detail in prompts (e.g., “with glowing headlights” vs. “with matte finish”) affects geometry and texture.

#### **Practical Application:**

- In **education**, biology students can generate 3D models of cells, organs, or molecules for interactive learning.
- In **engineering**, prototypes of tools or components can be quickly visualized before physical production.
- In **gaming**, developers create characters, objects, or environments directly from prompts, cutting down early-stage design time.

By engaging in this hands-on practice, learners appreciate how AI democratizes 3D modeling, making it accessible to non-experts while also offering inspiration to professionals.

#### **4.2.5 Immersive 3D Environment Creation**

The final frontier of visual tools is the creation of immersive 3D environments—entire virtual spaces that users can explore in gaming, simulations, or virtual reality. AI plays a critical role by automating terrain generation, populating environments with objects, and applying realistic textures and lighting.

**Example:** In game design, a developer might type: “*Generate a tropical island environment with palm trees, sandy beaches, hidden caves, and clear blue water.*” Tools such as NVIDIA Omniverse, Unreal Engine with AI plugins, or Unity’s generative features instantly produce landscapes that would otherwise take weeks to design.

#### **Hands-on Exploration:**

- Learners input: “*An ancient Egyptian desert environment with pyramids, ruins, and sunset lighting.*”
- The AI generates a navigable 3D space.
- Students can then customize by adding elements like “torches along the pathway” or “an oasis in the distance.”

#### **Practical Application:**

- In **education**, history students can virtually walk through reconstructed cities like Rome or Mohenjo-Daro.
- In **architecture**, clients can explore a building interior before construction.
- In **corporate training**, immersive simulations help in safety drills or customer interaction scenarios.

By experiencing these tools, learners grasp how AI bridges imagination and experiential learning, opening new pathways in virtual design.

### Integration Across Subtopics

Together, AI-driven logo design, infographic generation, sketch-to-render conversion, 3D modeling, and immersive environment creation illustrate the spectrum of AI's role in visual creativity. Each tool emphasizes accessibility: even without advanced artistic or technical training, learners can generate professional visuals and environments. However, this power comes with responsibility—ensuring originality, ethical use, and avoidance of over-reliance. Hands-on practice in these areas prepares learners to think critically, experiment with creativity, and engage with AI tools as collaborators rather than replacements.

#### Did You Know?

“Immersive AI-powered environments are increasingly used in archaeology and history classes. By typing prompts like *“Street of Pompeii before the eruption of Mount Vesuvius”*, educators can generate 3D spaces that allow students to “walk through” ancient sites virtually.”

#### Knowledge Check 1

#### Choose the correct option:

1. Which of the following best explains AI-driven logo design?
  - a) It creates logos by randomly selecting colors and shapes.
  - b) It generates logos instantly from prompts, keywords, or themes using AI models.
  - c) It replaces all human designers completely.
  - d) It only works for multinational corporations.
2. Which AI application is most useful for transforming raw survey data into visually engaging charts and layouts?
  - a) Sketch-to-render
  - b) Infographic generation tools
  - c) GAN-based image synthesis
  - d) Immersive 3D environment creation

3. In sketch-to-render workflows, what is the role of AI?
  - a) To manually redraw sketches in graphic software
  - b) To convert rough outlines into refined and realistic renders
  - c) To automatically print sketches on paper
  - d) To erase incomplete sketches from datasets
4. Which of the following is an example of AI-based 3D modeling?
  - a) Creating a clay sculpture by hand
  - b) Writing HTML code for a website
  - c) Generating a mesh model of a futuristic car from a text prompt
  - d) Editing a photo in Photoshop
5. How can immersive 3D environments generated by AI be applied in education?
  - a) By letting students walk through reconstructed historical cities virtually
  - b) By only showing 2D diagrams of concepts
  - c) By producing only static logo designs
  - d) By replacing textbooks entirely without context

### 4.3 Summary

- ❖ Image generation is the computational process of creating images through AI models, replacing manual or rule-based design with data-driven and probabilistic approaches.
- ❖ Early breakthroughs included GANs, which used a generator and discriminator to produce realistic images, while newer diffusion models like DALL·E and Stable Diffusion create high-fidelity visuals from noise refined by prompts.
- ❖ Image generation models learn from massive datasets, represent visual concepts as probabilities, and generate outputs conditioned on user input such as text prompts or sketches.
- ❖ Prompts are central to guiding AI image generation. Clear instructions, detail level, stylistic markers, medium specifications, and composition cues directly affect the output. Iteration is often necessary to refine visuals until they meet user needs.
- ❖ Types of prompts include descriptive (focusing on subjects), stylistic (emphasizing art styles), functional (infographics, diagrams), and hybrid (text combined with images).

- ❖ Image generation tools such as DALL·E, Stable Diffusion, MidJourney, Adobe Firefly, and Craiyon allow learners to experiment with style, perspective, and editing features like inpainting and variation.
- ❖ Practical applications include education (illustrations for biology or history), marketing (customized product visuals), design (poster or cover art), and research (data visualization).
- ❖ Ethical challenges include issues of copyright, bias, and misinformation risks such as deepfakes. Learners must engage critically and responsibly with these tools.
- ❖ AI-driven logo design streamlines brand identity creation, generating variations instantly from industry-relevant prompts. This helps businesses and students explore brand alignment.
- ❖ Infographic generation tools automate layout, icon selection, and color palettes, helping users present data and narratives in engaging formats without advanced design skills.
- ❖ Sketch-to-render tools convert rough hand-drawn sketches into realistic or stylized renders, enabling rapid prototyping for architects, product designers, and artists.
- ❖ AI-based 3D modeling generates mesh models directly from text or 2D images, making prototyping and visualization accessible to learners in education, gaming, and engineering.
- ❖ Immersive 3D environment creation allows the design of virtual landscapes and interactive spaces for gaming, VR simulations, architectural walkthroughs, and cultural reconstructions.
- ❖ These visual and 3D AI tools democratize creativity, giving non-experts the ability to generate professional-quality outputs while also raising critical debates about originality, authorship, and responsible use.

#### 4.4 Key Terms

1. **GAN (Generative Adversarial Network)** – An AI model where a generator and discriminator compete to create realistic images.
2. **Diffusion Model** – A model that refines random noise into structured images guided by text prompts.
3. **Prompt Engineering** – The skill of designing precise prompts to control AI-generated outputs.
4. **Inpainting** – Editing or replacing specific parts of an image using AI.
5. **Logo Generation** – The use of AI tools to create brand identity symbols from descriptive prompts.

6. **Infographic Automation** – AI-driven creation of data visualizations, layouts, and icons to simplify communication.
7. **Sketch-to-Render** – Transforming rough hand-drawn sketches into refined images or renders using AI.
8. **Immersive Environment** – AI-created virtual 3D spaces that can be explored in games, simulations, or VR.

## 4.5 Descriptive Questions

1. What is the main difference between GANs and diffusion models in image generation?
2. How does the level of detail in a prompt influence the quality of generated images?
3. Provide two examples of how AI image generation can be applied in education.
4. What are the ethical concerns associated with using AI for generating hyper-realistic visuals?
5. How does AI-driven logo design benefit startups and learners working on branding projects?
6. Explain the process of sketch-to-render and give one professional use case.
7. What advantages do AI-based 3D modeling tools provide for industries like gaming and engineering?
8. How can immersive AI-generated environments enhance learning experiences in history or architecture?

## 4.6 References

1. Goodfellow, I. et al. (2014). *Generative Adversarial Nets*. Foundation of GANs.
2. Ho, J. et al. (2020). *Denosing Diffusion Probabilistic Models*. Key paper on diffusion.
3. Ramesh, A. et al. (2021). *Zero-Shot Text-to-Image Generation*. DALL·E introduction.
4. OpenAI (2023). *DALL·E and Point-E Documentation*. Image and 3D generation.
5. MidJourney (2023). *User Guide*. Artistic image generation applications.
6. NVIDIA (2022). *Omniverse and GET3D*. Tools for immersive and 3D environment creation.

## Answers to Knowledge Check

### *Knowledge Check 1*

1. b) It generates logos instantly from prompts, keywords, or themes using AI models.
2. b) Infographic generation tools
3. b) To convert rough outlines into refined and realistic renders
4. c) Generating a mesh model of a futuristic car from a text prompt
5. a) By letting students walk through reconstructed historical cities virtually

## 4.7 Case Study

### Harnessing AI for Image Generation and 3D Visual Tools in Education and Design

#### Introduction

Artificial intelligence has revolutionized how visuals and three-dimensional models are created, shifting from manual design to automated, prompt-driven generation. Educational institutions, businesses, and creative industries increasingly depend on AI-driven tools for image creation, branding, infographics, prototyping, and immersive environments. This case study examines how an academic design lab integrated AI-powered image generation and 3D visual tools to streamline workflows, enhance creativity, and provide students with cutting-edge learning opportunities.

#### Background

The lab aimed to address three recurring challenges: the slow pace of manual design, the limited design skills of many students, and the lack of resources for advanced 3D modeling and immersive environments. Although the lab had access to traditional design software, projects such as logo development, infographic creation, architectural sketch rendering, and 3D prototyping required significant time and technical expertise. With rising demand for visually engaging educational content and realistic simulations, the lab turned to AI tools such as DALL·E, MidJourney, Stable Diffusion, Adobe Firefly, Canva Magic Design, and NVIDIA Omniverse to accelerate design processes and provide accessible creative solutions.

#### Problem 1: Time-Consuming Image Creation

Students and instructors often spent hours creating basic visuals for reports, presentations, or course materials. This delayed projects and reduced focus on conceptual development.

#### Solution:

The lab integrated AI image generation tools where students could type descriptive prompts such as “*A digital illustration of the solar system for high school learners*” or “*A futuristic city skyline in watercolor style.*” Within minutes, usable graphics were generated. The lab encouraged students to refine outputs through iterative prompts, improving visual quality while learning prompt engineering skills.

#### Problem 2: Difficulty in Communicating Complex Data

Research teams faced challenges in presenting survey findings and scientific data through engaging visuals. Traditional infographics required skilled designers, and most students lacked this expertise.

**Solution:**

The lab adopted AI-driven infographic platforms like Piktochart and Canva. Researchers entered raw data and instructions such as *“Infographic showing climate change impacts: rising temperatures, melting ice caps, and sea-level rise.”* The tools generated professional layouts with icons and color-coded sections. This enabled quick transformation of complex data into clear and attractive visuals.

**Problem 3: Limited Access to 3D Modeling and Immersive Environments**

Students in architecture, gaming, and design streams struggled to learn advanced 3D modeling due to limited technical skills and time. Creating immersive environments was especially resource-intensive.

**Solution:**

The lab experimented with AI tools like Point-E, Luma AI, and NVIDIA Omniverse. A simple prompt such as *“3D model of an eco-friendly house with solar panels and garden”* generated usable mesh files. Similarly, immersive environment creation allowed history students to virtually explore *“Ancient Rome streets with markets and amphitheaters,”* enhancing experiential learning.

**Reflective Questions**

1. How can AI-generated visuals balance creativity and originality in academic projects?
2. What ethical issues may arise when students rely on AI for creating professional-quality designs?
3. In what ways can immersive AI environments transform traditional classroom learning?

**Conclusion**

By integrating AI image generation, infographic tools, sketch-to-render systems, and 3D modeling platforms, the lab successfully addressed time, skill, and resource challenges. Students gained hands-on exposure to next-generation creative technologies, while educators could focus on higher-order teaching and analysis. This case demonstrates how AI democratizes design, empowering learners to engage in visual communication and immersive experiences that were once accessible only to experts.

## Unit 5: Audio & Video Tools

### Learning Objectives:

1. Explain the fundamentals of AI-based audio and video generation and their relevance in content creation.
2. Describe the structure and components of effective prompts for both audio and video generation tools.
3. Demonstrate hands-on proficiency in generating AI-based audio content using voice, sound, and music tools.
4. Use video generation tools to create short videos, including image-to-video and text-to-video outputs.
5. Evaluate various AI tools for their capabilities in generating high-quality multimedia content.
6. Apply audio and video generation techniques in real-world scenarios such as marketing, education, and storytelling.

### Content

- 5.1 What is Audio Generation
- 5.2 What is Video Generation
- 5.3 Summary
- 5.4 Key Terms
- 5.5 Descriptive Questions
- 5.6 References
- 5.7 Case Study

## 5.0 Introductory Caselet

### “When Silence Needs a Voice — Tanvi at StoryLine Studios”

Tanvi, a media production student, had always loved storytelling through film and animation. During her internship at **StoryLine Studios**, she was given a challenging task: produce a short teaser for a non-profit’s campaign — within 48 hours and on a limited budget. The concept was ready, and visuals were in place, but the team lacked voiceover artists and background music.

With little time to coordinate external talent, Tanvi decided to explore AI-based audio tools. She wrote a prompt for the voiceover:

**“Narrate in a warm, empathetic female voice: ‘Every child deserves a future. Help us bring that future closer.’”**

The result sounded professional. She adjusted pitch, tone, and pace through simple prompt tweaks. Next, she used an AI music generator to produce ambient background music tailored to the mood of the video. Within hours, the teaser was complete — with AI-generated voice and sound that resonated emotionally.

Encouraged by this success, Tanvi explored AI video tools next. For a separate assignment, she used an image-to-video generator to animate a product showcase with dynamic transitions and motion effects, all guided by simple prompt instructions. What would normally take a day in a video editing suite, now took her less than an hour.

Tanvi realized that audio and video generation tools, when used effectively, could dramatically reduce production time, lower costs, and enhance creative experimentation.

### **Critical Thinking Question:**

If you were Tanvi, how would you explain to a traditional filmmaker that AI-generated audio and video aren’t shortcuts, but tools that expand accessibility and creative control for small teams or solo creators?

## 5.1 What is Audio Generation

### 5.1.1 What is Audio Generation

Audio generation refers to the use of artificial intelligence and machine learning models to create sound, music, speech, and other auditory content. Unlike traditional methods of sound recording or manual composition, AI-driven audio generation synthesizes entirely new audio from text descriptions, input samples, or structured parameters. The process involves algorithms trained on large datasets of speech, environmental sounds, and musical recordings, enabling models to mimic human voices, produce melodies, or generate realistic background audio.

The field of audio generation has evolved significantly over the past decade. Early attempts relied on rule-based synthesis and digital signal processing, where sounds were generated using predefined formulas. For instance, early text-to-speech (TTS) systems produced robotic voices that lacked natural intonation. Similarly, early music synthesis tools often produced simplistic tones that sounded artificial.

Modern advances are primarily driven by deep learning. Models like WaveNet (developed by DeepMind), Tacotron (Google), and diffusion-based audio systems generate speech and music that closely resemble human recordings in tone, rhythm, and emotion. For example, WaveNet introduced a neural approach that generates raw audio waveforms sample by sample, producing lifelike human voices. In music, tools like OpenAI’s Jukebox or Suno AI can generate entire songs, complete with instrumental backing and lyrics, in different genres.

#### Examples:

- A student can type, “*Generate a 30-second piece of calming piano music for meditation,*” and an AI tool produces a new composition.
- A business professional can request, “*Convert this text into an enthusiastic female voice, American accent,*” and the AI synthesizes speech with natural pitch variations.

Audio generation extends beyond entertainment. It is used in accessibility (creating audio for visually impaired individuals), education (producing narrated learning materials), business (voiceovers for presentations), and scientific research (simulating sound environments). This makes it one of the most versatile applications of AI in creative and functional domains.

#### Did You Know?

“The AI model *WaveNet* does not store recordings of words or phrases. Instead, it generates audio by predicting one sound wave sample at a time—up to 24,000 samples per second—making its speech nearly indistinguishable from a human voice.”

### 5.1.2 Prompt Structure for Audio Gen AI Models and Tools

Just like text and image generation, prompts are the foundation of audio generation. A **prompt** is the input instruction—textual, visual, or hybrid—that guides the AI in creating sound. The structure and clarity of the prompt directly determine the quality, style, and relevance of the generated audio.

#### Key Components of Audio Prompts

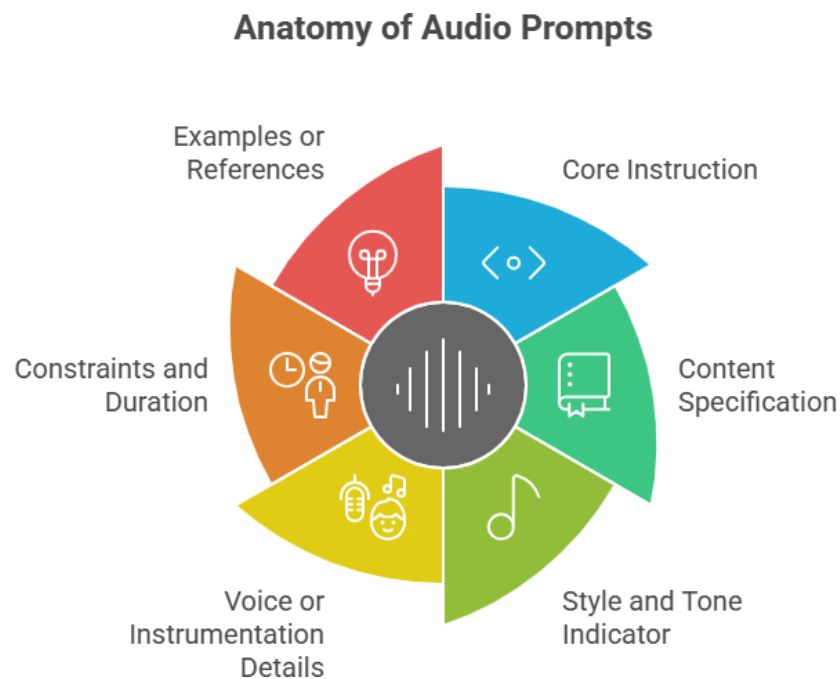


figure: **Key Components of Audio Prompts**

#### 1. **Core Instruction**

Defines the main objective of the audio.

- Example: “*Generate a male voice reading this script.*”

- Example: *“Compose an upbeat electronic dance track.”*

## 2. Content Specification

For speech, this is the text to be spoken. For music, it can be the theme, lyrics, or mood.

- Example (speech): *“Hello, welcome to today’s session on climate change.”*
- Example (music): *“A jazz melody with saxophone and soft percussion.”*

## 3. Style and Tone Indicators

Style defines emotional or genre-based qualities.

- Example: *“Narrate this story in a dramatic tone with suspenseful pauses.”*
- Example: *“Generate classical-style piano music, calm and reflective.”*

## 4. Voice or Instrumentation Details

For speech: specify voice gender, age, accent, or pitch. For music: specify instruments or arrangement.

- Example: *“British female voice, middle-aged, formal tone.”*
- Example: *“Orchestral arrangement with violins, trumpets, and drums.”*

## 5. Constraints and Duration

Users can define length, tempo, or technical properties.

- Example: *“30-second podcast intro with cheerful background music.”*
- Example: *“Speech output in under 60 seconds, clear and professional.”*

## 6. Examples or References

Some tools allow reference inputs.

- Example: Uploading a voice clip and prompting: *“Generate this paragraph in the same voice style.”*
- Example: Providing a short melody for expansion into a full song.

## Types of Audio Prompts

- **Speech Prompts** – Text-to-speech instructions.
- **Music Prompts** – Genre, mood, and instrument-based descriptions.

- **Hybrid Prompts** – Combining text, uploaded voice, or melody samples for refinement.

### **Importance of Iteration**

Audio generation often requires refinement through multiple prompt iterations. For example:

- First prompt: *“Generate calm background music.”*
- Refined prompt: *“Generate calm background piano music, slow tempo, suitable for meditation.”*
- Final prompt: *“Generate calm background piano music, slow tempo, with soft strings in the background, 60 seconds duration.”*

This process mirrors human creative workflows, where drafts are refined until the final output meets expectations.

### **5.1.3 Hands on to Audio Generation AI Tools**

Practical experience with audio generation tools helps learners appreciate both creative possibilities and technical considerations. By experimenting with different platforms, students and professionals understand how prompts affect outcomes, how audio can be applied in real projects, and what ethical issues may arise.

**Popular**

**Audio**

**Generation**

**Tools**

## Which audio generation tool should I use?

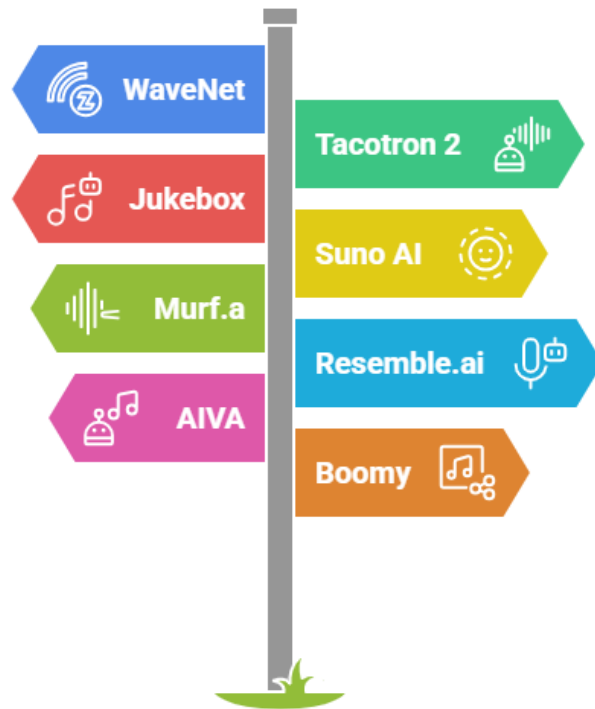


figure: **Popular Audio Generation Tool**

1. **WaveNet (DeepMind)** – Produces lifelike human speech for TTS systems.
2. **Tacotron 2 (Google)** – Converts text to natural-sounding speech with smooth intonation.
3. **Jukebox (OpenAI)** – Generates music with lyrics across genres.
4. **Suno AI** – Focused on song generation with customizable lyrics and melodies.
5. **Murf.ai** – Provides realistic voiceovers for business, training, and marketing.
6. **Resemble.ai** – Allows cloning of voices for personalized audio generation.
7. **AIVA (Artificial Intelligence Virtual Artist)** – Composes classical music and scores for films or games.
8. **Boomy** – Enables users to create and publish original songs quickly.

## Hands-on Exploration Activities

- **Speech Generation Practice:**

Learners can input the same text into different TTS platforms (e.g., Murf.ai vs. Tacotron) and compare accents, tones, and pacing. This demonstrates how models interpret style cues differently.

- **Music Generation Practice:**

Students can generate a short track using Boomy by entering a mood such as “*happy, upbeat, fast tempo.*” They then adjust the prompt to “*calm, reflective, slow tempo with acoustic guitar*” to observe stylistic changes.

- **Voice Cloning Exploration:**

Using tools like Resemble.ai, learners upload a short sample of their own voice and generate an audio output reading a passage. This shows how AI can replicate personal voice characteristics.

## Applications of Audio Generation

### 1. Education

- Narrated lessons for e-learning platforms.
- Automatic creation of audiobooks from textbooks.

### 2. Accessibility

- TTS tools enabling visually impaired individuals to access written content.
- Real-time translation into spoken audio for inclusive communication.

### 3. Business and Marketing

- Voiceovers for advertisements, training videos, and presentations.
- Custom background music for brand campaigns.

### 4. Entertainment and Creativity

- Songwriting assistance for musicians.
- Dynamic soundtracks for video games or films.

### 5. Research and Simulation

- Generating synthetic voices for psychological experiments.
- Simulating environmental sounds in scientific visualization.

### Ethical and Practical Considerations

While audio generation offers remarkable opportunities, it also raises challenges:

- **Authenticity:** Cloned voices may be misused for impersonation or spreading misinformation.
- **Copyright Issues:** AI-generated music may resemble existing works in training datasets.
- **Bias:** Speech generation models may reflect accent or gender biases from data.
- **Transparency:** Listeners must be informed when audio is AI-generated to avoid deception.

**Example of Concern:** In recent years, AI-generated voice deepfakes have been used to mimic political figures, raising questions about security and trust. This highlights the need for safeguards when applying audio generation technologies.

### Learning Through Practice

Hands-on activities not only provide technical know-how but also instill critical thinking. For example, a classroom exercise could involve:

- Prompting an AI tool to generate a narration for a science video.
- Comparing outputs in different tones: *formal*, *casual*, and *motivational*.
- Discussing how tone affects the educational impact of the content.

Through such exercises, learners gain practical literacy in using audio generation responsibly and effectively.

#### “Activity”

Consider a short script of 100 words describing the process of photosynthesis. Use any audio generation tool (such as Murf.ai, Resemble.ai, or Tacotron).

- First, generate the script in a *neutral tone* using a female voice.
- Next, generate the same script in an *enthusiastic tone* using a male voice.
- Compare the two outputs in terms of clarity, emotional engagement, and suitability for teaching.

Submit a short reflection (200–250 words) explaining how voice style, tone, and gender affected the impact of the narration.

### Knowledge Check 1

#### Choose the correct option:

1. Which of the following best describes video generation?
  - a) The manual process of filming live-action videos with cameras
  - b) The use of AI models to synthesize moving images from text, images, or hybrid prompts
  - c) The process of editing pre-recorded footage with special effects
  - d) The conversion of audio files into subtitles
2. Which element of a video prompt specifies how the scene is framed or moves?
  - a) Style indicator
  - b) Camera movements and perspective
  - c) Duration and format
  - d) Core instruction
3. Which of the following tools is primarily used for generating professional AI avatar-led video presentations?
  - a) Runway Gen-2
  - b) Pika Labs
  - c) Synthesia
  - d) Kaiber AI
4. What is a key advantage of image-to-video AI tools?
  - a) They replace all traditional video production methods
  - b) They animate static images into dynamic sequences
  - c) They generate only audio tracks from images
  - d) They cannot apply stylistic changes to outputs
5. Which of the following is a major ethical risk associated with AI video generation?
  - a) Slow production cycles
  - b) Overuse of manual labor
  - c) Creation of deepfakes and misinformation

d) Limited ability to produce marketing content

## 5.2 What is Video Generation

### 5.2.1 What is Video Generation

Video generation refers to the process of creating dynamic moving images through artificial intelligence models and computational tools rather than traditional filming or manual animation. Unlike conventional methods that require cameras, actors, or animation skills, AI-driven video generation synthesizes entire video sequences from textual prompts, static images, or short clips. This development represents the convergence of computer vision, natural language processing, and generative modeling.

The field gained momentum with advancements in deep learning, especially generative adversarial networks (GANs) and diffusion-based architectures. While early experiments produced low-resolution or unrealistic outputs, today's models create videos that are visually coherent, contextually aligned, and stylistically diverse.

#### Examples of Video Generation Applications:

- A filmmaker prompts an AI tool: *“Generate a short clip of a sunset over the ocean with seagulls flying.”* Within minutes, the system produces a realistic moving scene.
- A marketer inputs: *“Create a 15-second promotional video showing a futuristic car driving through a neon-lit city.”* The AI generates smooth video frames consistent with the description.
- An educator provides: *“A simple animated explanation of the water cycle for middle school students.”* The AI outputs a short educational video with narration and visuals.

Video generation extends beyond entertainment and education. It supports rapid prototyping in advertising, creative storytelling, visual simulations in research, and even personalized communication (such as avatars delivering messages). This makes it a transformative technology reshaping how individuals and industries approach video content creation.

#### Did You Know?

“Modern AI video generation models are trained on billions of image–video pairs, allowing them to interpolate motion between frames. This means a still image of a dog can be animated into a clip of the dog running, even though the AI has never “seen” that specific movement before.”

## 5.2.2 Prompt Structure for Video Gen AI Models and Tools

As with text, image, and audio generation, the effectiveness of video generation depends heavily on the design of prompts. A **video prompt** provides the system with textual instructions, images, or hybrid inputs that specify the content, motion, style, and length of the video. Clearer prompts yield more accurate and useful outputs.

### Key Components of Video Prompts

#### 1. Core Instruction

Defines the main subject or event.

- Example: *“A cat jumping onto a sofa.”*
- Example: *“A city skyline at night with fireworks.”*

#### 2. Detail and Context

Adding descriptive context improves richness and realism.

- Example: *“A fluffy orange cat jumping onto a grey leather sofa in a modern living room.”*

#### 3. Style Indicators

Directs the system toward a specific look.

- Example: *“Cartoon animation style with bright colors.”*
- Example: *“Cinematic style with dramatic lighting.”*

#### 4. Camera Movements and Perspective

Specifies how the scene is framed or moves.

- Example: *“Wide-angle view with slow zoom-in.”*
- Example: *“First-person perspective walking through a forest.”*

#### 5. Duration and Format

Ensures the video matches intended use.

- Example: *“Generate a 10-second clip in 1080p resolution.”*
- Example: *“Looping 5-second GIF format.”*

#### 6. Reference Inputs

Some tools allow an initial image or video to serve as the base.

- Example: Uploading a still photo of a landscape with the prompt: *“Animate this scene with moving clouds and flowing river.”*

### Types of Prompts

- **Text-to-Video Prompts:** Purely text-based descriptions.
- **Image-to-Video Prompts:** Animating a static image into a moving sequence.
- **Hybrid Prompts:** Combining text, image, and sometimes audio inputs for enhanced control.

### Importance of Iteration

Video outputs often require refinement through iterative prompting.

- First attempt: *“A dog running in a park.”*
- Refined: *“A golden retriever running across a grassy park with children playing in the background, cinematic style, 15 seconds.”*
- Final: *“A golden retriever running across a grassy park with children in the background, cinematic style, slow-motion camera effect, 15 seconds, 1080p.”*

Iteration improves not only realism but also alignment with specific project requirements.

### 5.2.3 Hands on to Video & Image to Video AI Tools

Practical engagement with video generation platforms allows learners to grasp how prompts translate into visuals, understand tool limitations, and discover applications in different domains.

#### Popular Video Generation Tools

##### 1. Runway Gen-2

- A widely known text-to-video model.
- Example: A user types *“A paper airplane flying through a classroom.”* The tool generates a 4-second realistic video.

##### 2. Pika Labs

- Specializes in artistic and cinematic short video clips.
- Example: *“A knight walking through a foggy forest in fantasy style.”*

### 3. Synthesia

- Focused on AI avatars and professional video presentations.
- Example: An avatar narrates corporate training material in multiple languages.

### 4. Kaiber AI

- Transforms static images into video sequences.
- Example: Upload a band's artwork and animate it into a music video.

### 5. Stable Video Diffusion

- Extends diffusion models into video, enabling realistic animations.
- Example: Generate short video clips from both text and image prompts.

### 6. DeepBrain AI

- Specializes in creating hyper-realistic AI avatars for news, e-learning, or customer communication.

### 7. Google Veo

- An advanced video generation model from Google DeepMind, designed for high-quality, cinematic-style video outputs.
- *Example:* A prompt like “A timelapse of a city skyline during sunset in 4K resolution” produces visually rich, smoothly animated video segments with natural motion and lighting.

### 8. Kling by Kuaishou

- A cutting-edge model known for high temporal consistency and photorealistic detail in AI-generated videos. Often compared to Sora and Veo.
- *Example:* A prompt like “A surfer riding a giant wave at golden hour” results in highly detailed, smooth motion video.

### 9. Krea AI

- Focused on real-time video and image generation with dynamic motion effects, often used for visual design, social media, or stylized content.

- *Example:* Generate a looping motion design from the prompt “neon particles forming a galaxy in slow motion.”

## **Hands-on Exploration**

### **1. Text-to-Video Experiment**

Learners input simple prompts like “*A busy street in Tokyo at night, cinematic style, 5 seconds.*” They then refine prompts by adjusting style (cartoon vs. realistic), duration, or camera angles. Comparing outputs teaches how minor changes shape results.

### **2. Image-to-Video Conversion**

Students upload an image, such as a photograph of a beach, and add: “*Animate the waves and add moving seagulls.*” Observing how the tool animates static elements demonstrates the creative transformation potential.

### **3. Educational Video Generation**

Teachers or students can type: “*Create a 30-second animated explanation of photosynthesis.*” The AI outputs a narrated clip with moving visuals, providing an accessible learning resource.

### **4. Business and Marketing Use**

Marketers can create product demos with prompts like “*Show a rotating 3D animation of a smartwatch with glowing display.*” Tools generate video assets that save time in production cycles.

## **Applications of Video Generation**

### **1. Education**

- Animated learning modules.
- Video summaries of textbooks.

### **2. Entertainment**

- Short film prototyping.
- Storyboard visualization for movies.

### **3. Marketing and Business**

- Promotional videos and ad campaigns.
- Personalized avatar-led customer support videos.

#### 4. Research and Simulation

- Simulating real-world scenarios for training.
- Visualization of scientific data in motion.

#### Ethical and Practical Considerations

- **Misinformation Risks:** AI-generated videos can be misused for creating deepfakes.
- **Copyright Issues:** Outputs may resemble works used in training datasets.
- **Bias and Representation:** Avatars may reinforce stereotypes unless carefully managed.
- **Transparency:** Audiences should be informed when video content is AI-generated.

**Example of Concern:** AI-generated political ads with fabricated scenes could mislead viewers, demonstrating the urgent need for guidelines and verification systems.

#### Learning Through Practice

Hands-on video generation fosters creativity, experimentation, and ethical awareness. A structured classroom activity could include:

- Creating a short animated clip using Runway Gen-2.
- Refining prompts to compare stylistic differences.
- Writing a short reflection on potential educational and professional applications, as well as ethical challenges.

Through such exercises, learners move from passive consumers of video content to active creators using cutting-edge AI technology.

### 5.3 Summary

- ❖ Audio generation is the process of using AI and deep learning models to create speech, music, and sound effects from text, parameters, or samples.
- ❖ Early rule-based synthesis and digital signal processing produced robotic or simplistic sounds, but modern neural approaches like WaveNet, Tacotron, and diffusion-based systems generate natural speech and complex music.

- ❖ Applications of audio generation include accessibility (text-to-speech for visually impaired users), education (narrated lessons, audiobooks), business (voiceovers, training modules), entertainment (songs, soundtracks), and research (simulated environments).
- ❖ Prompts are central to audio generation, where clarity, detail, and style indicators define the quality of speech or music. Inputs may specify tone, accent, instrument, duration, or reference samples for voice cloning or musical composition.
- ❖ Iterative prompting is critical, as refining instructions gradually leads to more accurate and contextually relevant audio outputs.
- ❖ Popular tools for audio generation include WaveNet, Tacotron, Jukebox, Suno AI, AIVA, Murf.ai, and Boomy, each serving different domains such as speech, music composition, or voice cloning.
- ❖ Ethical challenges include misuse of cloned voices for impersonation, copyright concerns in music, and biases in speech synthesis. Transparency in labeling AI-generated audio is essential.
- ❖ Video generation involves creating dynamic video clips through AI from text, images, or hybrid inputs without the need for cameras or manual animation.
- ❖ GANs and diffusion-based architectures paved the way for high-quality outputs, allowing realistic or stylized videos generated entirely by algorithms.
- ❖ Prompts for video generation specify subjects, style, duration, camera perspective, and sometimes references like still images for animation. Iteration refines outputs for accuracy and creative alignment.
- ❖ Applications of video generation include education (animated lessons), entertainment (film prototyping), marketing (product demos, promotional ads), and research (visual simulations).
- ❖ Video generation tools such as Runway Gen-2, Pika Labs, Synthesia, Kaiber AI, Stable Video Diffusion, and DeepBrain AI allow text-to-video and image-to-video creation with customizable avatars, animation, or cinematic effects.
- ❖ Practical exercises in audio and video generation help learners understand prompt design, creative exploration, and tool functionality while reflecting on ethical responsibilities.
- ❖ Both technologies democratize creativity, giving students, educators, and professionals access to professional-quality outputs, but also highlight the need for digital literacy and critical evaluation of authenticity.

## 5.4 Key Terms

1. **Audio Generation** – The creation of speech, music, or sound effects using AI models.
2. **WaveNet** – A neural network by DeepMind that generates raw audio waveforms with natural intonation.
3. **Voice Cloning** – AI replication of a human’s voice from sample recordings.
4. **AIVA** – An AI tool for composing classical music and film scores.
5. **Video Generation** – AI-driven creation of moving images and clips from text, images, or hybrid prompts.
6. **Runway Gen-2** – A text-to-video model that generates short cinematic video clips.
7. **Image-to-Video** – The process of animating static images into dynamic sequences using AI.
8. **Synthesisia** – A video tool that creates realistic AI avatars delivering speech or presentations.

## 5.5 Descriptive Questions

1. How did neural network models like WaveNet improve upon earlier rule-based audio generation systems?
2. What are three key components of an effective audio generation prompt?
3. Give one educational and one business application of AI-generated speech.
4. What ethical risks are associated with AI voice cloning technologies?
5. How do diffusion models contribute to modern video generation?
6. Explain the role of camera perspective and duration when designing video prompts.
7. Compare text-to-video and image-to-video approaches with suitable examples.
8. Why is iterative prompting essential in refining both audio and video outputs?

## 5.6 References

1. van den Oord, A. et al. (2016). *WaveNet: A Generative Model for Raw Audio*.

2. Shen, J. et al. (2018). *Natural TTS Synthesis by Conditioning WaveNet on Mel Spectrogram Predictions* (Tacotron 2).
3. Dhariwal, P. et al. (2020). *Jukebox: A Generative Model for Music*.
4. Ho, J. et al. (2022). *Video Diffusion Models*.
5. Runway (2023). *Gen-2 Documentation*.
6. Synthesia (2023). *AI Video Creation Platform Guide*.

## Answers to Knowledge Check

### ***Knowledge Check 1***

1. b) The use of AI models to synthesize moving images from text, images, or hybrid prompts
2. b) Camera movements and perspective
3. c) Synthesia
4. b) They animate static images into dynamic sequences
5. c) Creation of deepfakes and misinformation

## 5.7 Case Study

### Transforming Education and Business Communication through AI-Based Audio and Video Generation

#### **Introduction**

The emergence of artificial intelligence has reshaped how organizations produce and deliver audio and video content. What once required professional studios, specialized equipment, and long production cycles can now be achieved through prompt-driven tools that generate speech, music, and dynamic videos. This case study explores how a digital learning company adopted AI audio and video generation to improve accessibility, accelerate content production, and enhance learner engagement.

#### **Background**

The company faced challenges in creating large volumes of educational content for diverse learners across geographies. Producing voiceovers for lessons and explainer videos demanded professional narrators, editors, and animators, which significantly slowed down delivery and increased costs. With learners demanding high-quality, personalized, and engaging content, the company turned to AI-powered solutions such as Murf.ai, AIVA, Jukebox, Runway Gen-2, and Synthesia to streamline production and deliver effective outputs.

#### **Problem 1: Time-Consuming Voiceover Production**

Recording narration for hundreds of lessons required multiple voice artists and editing hours, leading to delays. Minor script changes often meant re-recording entire segments.

#### **Solution:**

The company implemented AI text-to-speech systems like WaveNet and Murf.ai. Educators simply typed the script and selected voice styles, accents, or tones. A 20-minute lesson could be narrated in minutes, with the flexibility to adjust pitch or speed instantly. Voice cloning further enabled consistent branding by using the same instructor's voice across courses without repeated studio sessions.

#### **Problem 2: Limited Engagement with Static Learning Materials**

Learners often disengaged with static slides and text-heavy resources, reducing overall comprehension and retention. The absence of dynamic video content made complex topics harder to understand.

**Solution:**

AI video generation tools like Runway Gen-2 and Synthesia were integrated. Educators created prompts such as *“Generate a 30-second animated explanation of photosynthesis with narration”*. The tools delivered short educational videos complete with movement, visuals, and audio. For professional courses, avatars were used to deliver content in multiple languages, enhancing inclusivity and global reach.

**Problem 3: High Costs of Marketing and Promotional Content**

Creating promotional campaigns previously required agencies and expensive equipment. Producing multiple ad variations was both costly and time-intensive.

**Solution:**

The marketing team used Kaiber AI and Pika Labs to generate promotional clips. For example, the prompt *“15-second futuristic animation showcasing a new AI-powered learning app”* produced visually engaging outputs within hours. This allowed A/B testing of multiple campaign variations at minimal cost.

**Reflective Questions**

1. How can audio generation tools reduce costs while improving consistency in large-scale content production?
2. What are the potential risks of using AI avatars for delivering educational or corporate content?
3. In what ways can AI-generated video content improve learner engagement compared to static resources?

**Conclusion**

By addressing challenges in narration, learner engagement, and marketing, the company leveraged AI-based audio and video generation to transform its workflows. These tools reduced production time, enhanced personalization, and enabled rapid experimentation in content delivery. The case highlights how AI is democratizing media creation, empowering organizations to scale education and communication effectively while also navigating ethical considerations such as authenticity and transparency.

## Unit 6: AI Briefs & Projects

### Learning Objectives:

1. Design comprehensive AI briefs and brand-specific case studies by integrating multiple AI tools and techniques.
2. Conduct in-depth research and data analysis using LLMs and other AI-powered tools for decision-making.
3. Apply prompt engineering strategies to develop multi-modal AI solutions combining text, image, audio, and video.
4. Create cohesive content workflows across different modalities tailored to specific objectives or industries.
5. Develop compelling pitch decks and presentations using AI-enhanced design and writing tools.
6. Integrate various AI tools into a seamless end-to-end workflow for creative, business, or technical projects.

### Content

- 6.1 Integration of Multiple AI Tools
- 6.2 Summary
- 6.3 Key Terms
- 6.4 Descriptive Questions
- 6.5 References
- 6.6 Case Study

## 6.0 Introductory Caselet

### “When One Tool Isn’t Enough — Ayaan at StratEdge Consulting”

Ayaan, a postgraduate management student with a keen interest in digital strategy, landed an internship at **StratEdge Consulting**, a firm known for helping startups craft investor-ready business pitches. On his first major assignment, he was asked to prepare a complete go-to-market presentation for a health-tech client launching a smart wearable device.

Instead of using traditional tools and manually collecting information, Ayaan proposed an AI-integrated workflow. First, he used an LLM to generate a competitor analysis and identify market gaps. Then, he crafted an AI brief that guided text generation for the executive summary and problem-solution framing.

For visual impact, Ayaan used an AI image generator to create concept visuals of the product in use. He followed it up with AI-based design tools to build infographics for key data points and a consistent brand palette. To add more depth, he even generated a synthetic voice-over for a 60-second teaser video of the pitch.

Each step—text, image, video, data, and presentation—was enhanced through distinct AI tools, connected through a single cohesive strategy. What would typically take a team of five and a week of effort, Ayaan delivered in three days.

His final output was not only visually polished and strategically sound, but also demonstrated how multiple AI systems could work in tandem to build an integrated, end-to-end solution.

#### **Critical Thinking Question:**

If you were Ayaan, how would you justify the use of multiple AI tools in a single project to someone who believes manual, specialized work yields better quality?

## 6.1 Integration of Multiple AI Tools

Artificial intelligence (AI) has rapidly evolved from narrow, task-specific applications into integrated ecosystems where multiple tools work together to deliver sophisticated outcomes. Instead of relying on a single AI model for text, image, or audio generation, modern workflows often involve a combination of AI solutions that complement one another. This integration allows for enhanced efficiency, creativity, and problem-solving capabilities across industries such as marketing, education, healthcare, research, and entertainment.

By leveraging multiple AI tools in a single process, users can automate end-to-end workflows. For instance, a brand campaign may involve using a large language model (LLM) to generate a strategic brief, an image generation tool to produce campaign visuals, an audio generation tool to create voiceovers, and a video generation tool to combine all elements into a cohesive promotional video. Integration therefore represents a shift from siloed AI outputs to **multi-modal solutions** that seamlessly combine text, visuals, audio, and interactivity.

### 6.1.1 Creating AI Briefs & Case Studies for Brands

In the branding and marketing sector, briefs and case studies are vital tools for strategy development and client communication. Traditionally, creating these documents was a manual, time-intensive process requiring market research, brainstorming sessions, and collaboration between strategists, copywriters, and designers. The integration of multiple AI tools now streamlines this process, enabling brands to create structured, insightful, and visually compelling materials in shorter timeframes.

#### AI-Driven Brand Briefs

A brand brief is a guiding document that outlines the goals, target audience, key messages, and creative direction of a campaign. AI can support this process in several ways:

1. **Initial Drafting Using LLMs**

Large language models like GPT or Claude can generate structured drafts of brand briefs based on user prompts.

- Example: A marketer inputs, *“Draft a brand brief for a new organic skincare product targeting young professionals in urban areas.”*

The AI produces sections on brand vision, audience demographics, value propositions, and suggested communication channels.

2. **Data-Driven Insights**

AI-powered research tools can analyze customer sentiment, competitor strategies, and market trends. This ensures the brief is grounded in evidence rather than assumptions.

### 3. Integration with Visual Tools

Image generation models such as MidJourney or DALL·E can create mood boards or sample visual concepts aligned with the brief. This allows stakeholders to visualize campaign direction at an early stage.

#### AI-Enhanced Case Studies

Case studies highlight how a brand solved a problem, delivered value, or achieved growth. AI integration helps streamline both creation and presentation:

- **Text Drafting:** LLMs can organize client information into compelling narratives with clear problem-solution-outcome structures.
- **Infographic Creation:** Tools like Canva's AI Designer can generate charts and infographics summarizing performance metrics.
- **Multimedia Embedding:** AI video tools can create short testimonial clips or animated explanations, adding depth to the written case study.

#### Example in Practice:

A digital marketing agency preparing a case study for an e-commerce client might:

- Use GPT to draft the textual story of how sales increased by 40%.
- Employ Stable Diffusion to generate custom illustrations showing customer journeys.
- Create an infographic with AI visualization tools summarizing campaign data.
- Integrate Synthesia to produce a short video where an AI avatar narrates the success story.

This multi-tool integration makes case studies more engaging, data-rich, and persuasive for stakeholders.

#### Did You Know?

“Some AI tools can automatically generate a brand brief by analyzing a company's social media presence and customer reviews. These tools identify brand voice, audience demographics, and even competitor positioning, reducing the manual workload of strategists.”

### 6.1.2 Research and Analysis Using LLMs & AI Tools

Research and analysis form the backbone of academic, corporate, and creative projects. The integration of LLMs with specialized AI tools allows researchers to not only access information faster but also to synthesize and analyze it with greater efficiency.

### **Literature Review and Summarization**

LLMs excel at processing vast bodies of text and producing concise summaries.

- Example: A researcher working on renewable energy can input hundreds of academic articles into an AI-powered summarization system. The LLM extracts key insights, highlights gaps in the literature, and presents a coherent review that saves weeks of manual effort.

### **Data Analysis and Visualization**

AI tools can interpret quantitative datasets and present findings visually.

- Example: An economist can upload a CSV file of financial data into an AI analysis tool. The system generates trend charts, correlation matrices, and natural language explanations of the findings.
- Integration with visualization platforms like Tableau or Power BI further enhances comprehension, making results accessible to both technical and non-technical audiences.

### **Sentiment and Trend Analysis**

AI models trained on social media data, surveys, and customer reviews can evaluate public sentiment and detect emerging trends.

- Example: A company launching a new beverage can analyze Twitter mentions and online reviews through sentiment analysis tools. Coupled with LLM-generated reports, the brand gains a nuanced understanding of consumer perceptions.

### **Cross-Modal Research Support**

Multi-modal AI integration supports more holistic research workflows:

- LLMs generate hypotheses.
- Image and video generation tools create illustrative models or simulations.
- Audio generation tools produce narrated explanations of findings for presentations.

### **Case Illustration:**

An urban planning team studying traffic congestion might:

1. Use LLMs to summarize academic studies on smart city transportation.

2. Apply AI data analysis to interpret real-time traffic data.
  3. Generate simulation videos using AI video tools to visualize proposed traffic flow solutions.
- This comprehensive integration strengthens both the analytical depth and the clarity of communication.

### Did You Know?

“LLMs can not only summarize lengthy research papers but also cross-compare findings from multiple sources. For example, when analyzing 50+ articles on climate change, an LLM can highlight conflicting viewpoints, helping researchers detect knowledge gaps faster than traditional methods.”

### 6.1.3 Prompt Engineering for Multi-Modal Solutions

As AI ecosystems evolve, one of the most critical skills is **prompt engineering**—designing effective prompts to guide multiple AI tools simultaneously. When solutions require text, visuals, and audio, prompt design must ensure consistency, coherence, and creative alignment across outputs.

#### The Role of Prompt Engineering in Multi-Modal AI

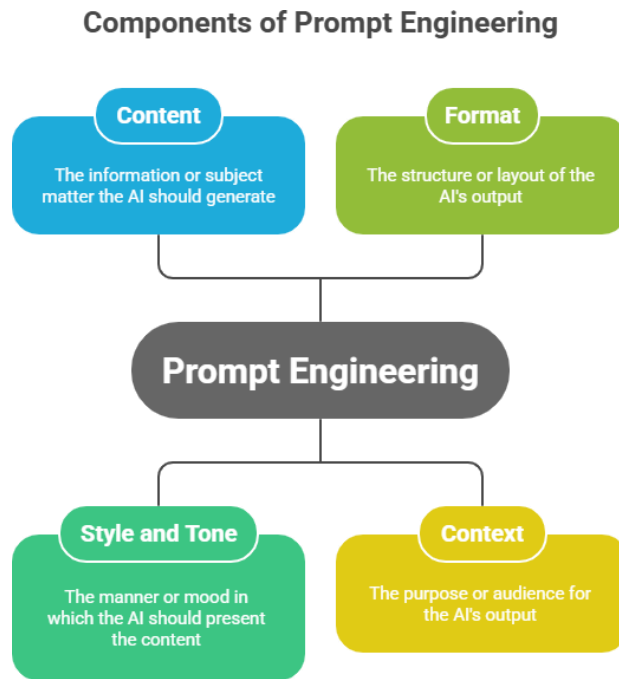


figure: **The Role of Prompt Engineering in Multi-Modal AI**

Prompt engineering involves crafting detailed, structured instructions that specify:

- Content (what the AI should generate)
- Style and tone (how it should appear or sound)
- Format (length, resolution, or structure)
- Context (purpose or audience)

In multi-modal solutions, prompts are interlinked across tools. For instance, a brand campaign might begin with a text prompt to an LLM, which then informs the prompts for image, audio, and video generation tools.

**Example Workflow:**

- **Text Prompt to LLM:** *“Create a script for a 30-second advertisement for a fitness app targeting young professionals.”*
- **Image Prompt to Visual AI:** *“Generate high-resolution illustrations of young adults jogging in urban settings, realistic photography style.”*

- **Audio Prompt to TTS Tool:** *“Narrate the advertisement script in an energetic female voice, American accent.”*
- **Video Prompt to Video Generator:** *“Combine jogging visuals with narration, add upbeat background music, and output as a 30-second promotional clip.”*

Here, prompt engineering ensures all outputs align seamlessly with the brand’s vision.

## **Principles of Effective Prompt Engineering for Multi-Modal AI**

### **1. Consistency Across Tools**

Prompts must reinforce the same brand identity, tone, and style across text, image, audio, and video outputs.

### **2. Granularity in Instructions**

Providing detailed cues avoids ambiguity. For example, specifying “slow, formal narration” in audio prompts ensures alignment with an academic video.

### **3. Iterative Refinement**

Just as in single-modality AI use, iteration is key. Multi-modal projects often require testing prompts across tools, refining them until coherence is achieved.

### **4. Interdisciplinary Thinking**

Prompt engineers must understand elements of storytelling, design, sound, and technical formats to integrate AI outputs effectively.

## **Applications of Multi-Modal Prompt Engineering**

- **Education:** Creating complete e-learning modules combining text explanations, diagrams, narrated audio, and instructional videos.
- **Healthcare:** Producing patient education materials with simplified text, supporting visuals, and video demonstrations.
- **Corporate Training:** Designing interactive training experiences where scripts, visuals, audio instructions, and explainer videos are generated as a cohesive package.

### **Practical Example:**

A healthcare institution designing content on diabetes awareness could:

1. Use an LLM to generate patient-friendly explanations of the condition.

2. Apply image generation tools to produce diagrams of insulin functioning.
3. Use audio generation for narration in a calming voice.
4. Generate an animated video demonstrating lifestyle tips for patients.

Prompt engineering ensures that each component complements the others, resulting in a seamless educational resource.

### 6.1.4 Content Creation Across Modalities for Solutions

Content creation today is no longer confined to one format such as text, audio, or visuals. Instead, organizations increasingly demand **multi-modal content ecosystems**, where the same message or solution is delivered across multiple channels in diverse formats. Integration of AI tools makes this possible by enabling seamless transitions between modalities—text can become a narrated podcast, images can evolve into video sequences, and data can be transformed into infographics.

**Multi-Modal**

**Content**

**Pipelines**

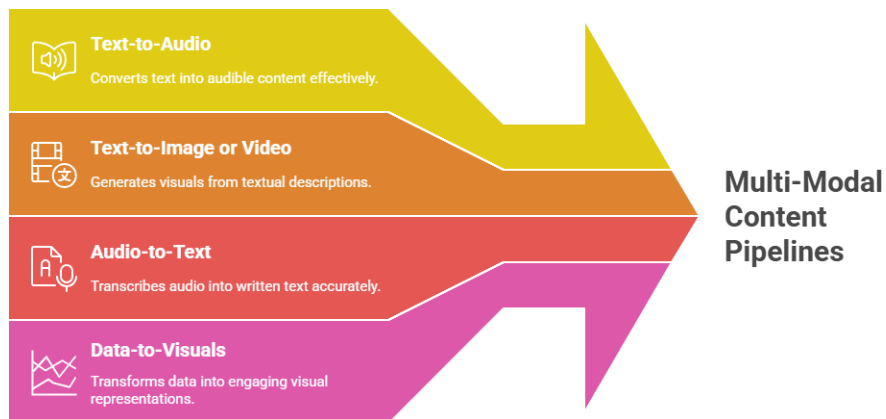


figure: **Multi-Modal Content Pipelines**

### 1. **Text-to-Audio**

Text generated by LLMs can be fed into TTS (text-to-speech) systems, creating audio versions of blogs, e-learning modules, or newsletters.

### 2. **Text-to-Image or Video**

AI-generated scripts or stories can serve as input for image generators (e.g., MidJourney) or video models (e.g., Runway Gen-2), producing promotional content or explainer videos.

### 3. **Audio-to-Text**

Speech recognition models transcribe podcasts, interviews, or recorded lectures into textual content. LLMs can then refine this into articles, social media posts, or study notes.

### 4. **Data-to-Visuals**

Structured datasets can be processed by AI visualization tools to create infographics, dashboards, and explanatory diagrams.

## **Example Workflow**

A sustainability-focused NGO launches a campaign about renewable energy adoption:

- GPT generates a research-backed article.
- Murf.ai converts the article into a podcast narration.
- Stable Diffusion creates accompanying infographics.
- Runway Gen-2 generates a short promotional video summarizing the findings.
- The combined assets are distributed across social media, podcasts, and classroom modules.

This illustrates how AI supports **content consistency across modalities**, enhancing reach and reinforcing messaging.

## **6.1.5 Pitch Deck & Presentation Creation Using AI Tools**

Pitch decks and presentations are critical communication tools in academia, business, and entrepreneurship. They require clarity, persuasive storytelling, and visual appeal. AI integration enables faster, more polished creation of these assets.

### **Role of AI in Pitch Deck Development**

### 1. Script and Outline Creation

LLMs generate slide-by-slide outlines based on prompts like: “Draft a 10-slide pitch deck for an edtech startup raising seed funding.” The AI provides a structure covering problem statement, solution, market opportunity, business model, and financials.

### 2. Slide Design

Tools like Beautiful.ai, Gamma, and Tome AI transform outlines into professional slides, automatically choosing layouts, icons, and typography.

### 3. Data Visualization

AI analytics tools create graphs, charts, and infographics, which can be directly inserted into decks.

### 4. Narration and Interactivity

TTS models can generate voiceovers for presentation recordings, while AI avatars can present the pitch in multiple languages.

## Example Use Case

An entrepreneur preparing for a venture capital pitch might:

- Use GPT to draft a persuasive narrative.
- Generate visuals with MidJourney for product mockups.
- Employ Canva Magic Design for slide aesthetics.
- Add a Synthesia avatar to narrate the deck, making it interactive for remote investors.

This integration ensures the pitch deck is not only professional but also multimodal, appealing to diverse audiences.

## “Activity”

Consider a startup idea of your choice (e.g., eco-friendly packaging, e-learning platform, or AI tutoring app).

Use AI tools to create a 5-slide pitch deck:

- First, generate the outline and content for the slides using an LLM.
- Next, use a design AI tool (e.g., Canva Magic Design or Tome AI) to produce visually appealing layouts.
- Optionally, use a TTS or avatar tool (e.g., Synthesia) to add narration for the deck.

Submit the deck along with a short analysis (200–250 words) describing how AI tools reduced effort, improved design quality, and helped communicate your startup idea more effectively.

### 6.1.6 End-to-End Workflow Integration

End-to-end workflow integration refers to connecting multiple AI tools into a continuous pipeline that automates an entire process, from ideation to final output. This represents the highest level of AI adoption, where manual intervention is minimized and creativity is amplified.

**Stages of Workflow Integration**

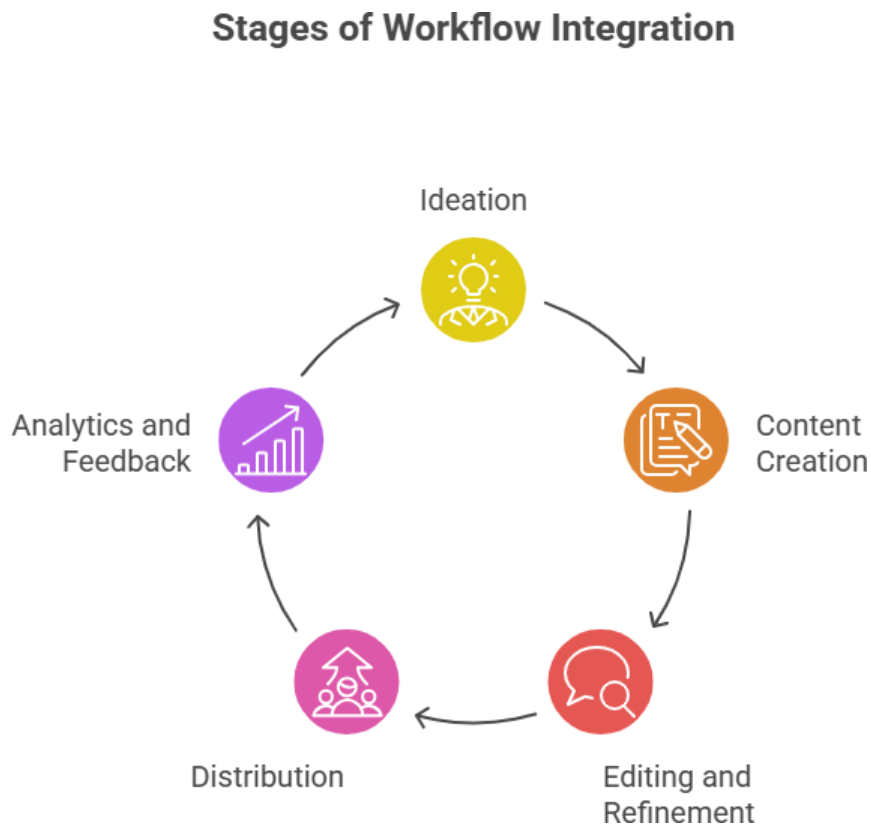


Figure: Stages of Workflow Integration

### 1. Ideation

LLMs generate creative briefs, campaign strategies, or research questions.

### 2. Content Creation

Text generators, image models, audio synthesis, and video creation tools collaborate to produce multi-modal assets.

### 3. Editing and Refinement

AI editing tools enhance clarity, correct grammar, adjust audio quality, or improve visual layouts.

### 4. Distribution

AI-driven scheduling and marketing tools optimize when and where content should be published.

### 5. Analytics and Feedback

AI tools monitor engagement, gather feedback, and generate performance reports. Insights from this stage feed back into ideation, creating a continuous loop of improvement.

## Example Workflow in Practice

A global corporation launching a new product could integrate AI tools as follows:

- **Step 1:** GPT drafts the campaign brief and messaging.
- **Step 2:** MidJourney generates promotional images, while Runway Gen-2 produces teaser videos.
- **Step 3:** Murf.ai creates voiceovers for ads.
- **Step 4:** Canva Magic Design compiles all elements into social media posts and presentations.
- **Step 5:** HubSpot AI or similar platforms schedule posts, track engagement, and produce analytics dashboards.

This illustrates how AI tools can be orchestrated into an **end-to-end automated pipeline**—delivering not just isolated outputs but comprehensive solutions.

## Knowledge Check 1

### Choose the correct option:

1. What is the primary advantage of integrating multiple AI tools into a workflow?
  - a) It ensures only text-based outputs are created

- b) It reduces the need for prompt engineering
  - c) It allows for multi-modal solutions combining text, visuals, audio, and video
  - d) It eliminates the need for human involvement entirely
2. Which of the following best describes the role of LLMs in brand brief creation?
- a) Generating only images for marketing campaigns
  - b) Drafting structured documents, analyzing consumer sentiment, and outlining strategies
  - c) Producing final pitch deck slides with embedded visuals
  - d) Editing video testimonials for brand promotions
3. Why is prompt engineering particularly important in multi-modal AI projects?
- a) It avoids the need for iteration
  - b) It ensures consistency and coherence across outputs in text, image, audio, and video
  - c) It reduces the cost of AI tool subscriptions
  - d) It guarantees outputs are always error-free
4. Which AI tools are most suitable for creating pitch decks and presentations?
- a) MidJourney and Stable Diffusion
  - b) Synthesia and Runway Gen-2
  - c) Beautiful.ai, Tome AI, and Canva Magic Design
  - d) Tacotron and WaveNet
5. What does end-to-end workflow integration in AI primarily achieve?
- a) Automation of the entire content lifecycle from ideation to analytics
  - b) Replacement of human creativity with AI outputs
  - c) Restriction of content formats to text-only solutions
  - d) Elimination of iterative feedback and refinement

## 6.2 Summary

- ❖ Integration of multiple AI tools enables workflows that combine text, visuals, audio, and video to produce multi-modal solutions rather than isolated outputs.
- ❖ Brands can use AI to draft briefs, generate case studies, and develop campaign strategies, reducing manual workload and increasing creativity.

- ❖ LLMs support brand briefs by generating structured drafts, analyzing consumer sentiment, and identifying communication strategies. Coupled with image or video AI, they can produce mood boards and campaign visuals.
- ❖ Case studies become more engaging with AI-written narratives, AI-created infographics, and AI-generated testimonial videos or animated clips.
- ❖ Research and analysis benefit from LLM summarization of large text datasets, AI-powered visualization of quantitative data, and sentiment analysis of customer feedback across digital platforms.
- ❖ Multi-modal research workflows integrate text, image, and video generation tools to simulate, analyze, and communicate findings in a holistic way.
- ❖ Prompt engineering is crucial in multi-modal projects because prompts guide consistency across modalities. Instructions must specify style, tone, format, and context to ensure alignment between text, visuals, audio, and video.
- ❖ Iterative prompting and interdisciplinary thinking allow refined, high-quality outputs across different tools.
- ❖ Multi-modal content creation allows the same message to be translated across text, audio, video, and infographics, ensuring consistency across channels.
- ❖ Text can be transformed into podcasts via TTS systems, datasets into visuals via AI visualization tools, or blog posts into short promotional videos with AI video tools.
- ❖ AI tools simplify pitch deck and presentation creation by drafting slide content, designing layouts, generating visual assets, and even adding AI avatars or voiceovers for delivery.
- ❖ AI enables entrepreneurs, educators, and corporates to create interactive, professional, and persuasive decks quickly.
- ❖ End-to-end workflow integration automates entire pipelines—from ideation to creation, editing, distribution, and analytics—using interconnected AI tools.
- ❖ In business campaigns, such workflows include drafting briefs with LLMs, generating visuals and videos with creative AI tools, producing voiceovers with TTS systems, and optimizing distribution with AI-driven marketing platforms.

- ❖ These integrated workflows save time, enhance personalization, and increase efficiency while also raising ethical questions regarding originality, transparency, and responsibility in AI use.
- ❖ Integration empowers users to act not just as consumers of AI outputs but as orchestrators of multi-modal ecosystems that provide comprehensive solutions.

### 6.3 Key Terms

1. **Multi-Modal AI** – Integration of text, image, audio, and video tools to create cohesive outputs.
2. **Brand Brief** – A guiding document outlining goals, audience, and creative direction, drafted or enhanced using AI tools.
3. **AI Case Study** – An evidence-based narrative generated with LLMs, visuals, and videos to showcase brand success.
4. **LLM Summarization** – Using large language models to condense large amounts of research or literature into key insights.
5. **Prompt Engineering** – The practice of designing precise prompts to control outputs across multiple AI modalities.
6. **Cross-Modality Content** – Delivering the same message across different formats such as text, audio, video, and infographics.
7. **AI Pitch Deck** – A presentation created using AI for drafting, design, visualization, and narration.
8. **End-to-End Workflow** – A continuous AI-driven pipeline from ideation to creation, distribution, and analytics.

### 6.4 Descriptive Questions

1. How does integrating multiple AI tools enhance the creation of brand briefs and case studies?
2. What role do LLMs play in research and analysis tasks?
3. Why is prompt engineering essential for ensuring consistency in multi-modal AI solutions?
4. Give an example of how content can be transformed across modalities using AI tools.
5. What benefits do AI-powered tools bring to pitch deck and presentation creation?

6. Explain the concept of end-to-end workflow integration and its significance.
7. What are some ethical considerations when integrating AI tools for multi-modal content creation?
8. How can interdisciplinary thinking improve prompt engineering for integrated AI workflows?

## 6.5 References

1. Brown, T. et al. (2020). *Language Models are Few-Shot Learners* (GPT-3).
2. OpenAI (2023). *Documentation on GPT and Multi-Modal AI*.
3. Anthropic (2023). *Claude Model Overview*.
4. MidJourney (2023). *AI Visual Generation Guide*.
5. Tome AI (2023). *AI for Presentation and Deck Creation*.
6. NVIDIA (2023). *Omniverse and Workflow Integration Tools*.

### Answers to Knowledge Check

#### ***Knowledge Check 1***

1. c) It allows for multi-modal solutions combining text, visuals, audio, and video
2. b) Drafting structured documents, analyzing consumer sentiment, and outlining strategies
3. b) It ensures consistency and coherence across outputs in text, image, audio, and video
4. c) Beautiful.ai, Tome AI, and Canva Magic Design
5. a) Automation of the entire content lifecycle from ideation to analytics

## 6.6 Case Study

### Leveraging Multi-Modal AI Integration for Scalable Content Solutions

#### Introduction

As the demand for personalized, multi-format content grows across industries, businesses are increasingly seeking ways to integrate multiple AI tools into cohesive workflows. Instead of relying on isolated outputs, modern enterprises require complete solutions that combine text, visuals, audio, and video into consistent narratives. This case study explores how a digital consulting firm adopted integrated AI workflows to streamline brand briefs, accelerate research, and enhance client presentations while improving efficiency and consistency in content delivery.

#### Background

The consulting firm frequently developed proposals, case studies, and pitch decks for its clients in sectors such as healthcare, education, and technology. Traditional workflows involved siloed teams working on text, design, and multimedia separately, leading to inefficiencies, inconsistent messaging, and long turnaround times. Clients increasingly expected faster delivery of high-quality, multi-modal solutions. To address this, the firm incorporated AI-driven tools—including LLMs for drafting, visualization models for graphics, TTS engines for audio, and video generation platforms—into an integrated pipeline for end-to-end content creation.

#### Problem 1: Fragmented Brand Brief Development

Marketing teams spent significant time drafting brand briefs and creating visual mood boards, often leading to inconsistent messaging and delayed campaign launches.

#### Solution:

The firm used large language models to generate structured drafts of brand briefs based on client inputs. Image generation tools like MidJourney created supporting mood boards, while infographic AI tools summarized consumer research data. This integration accelerated the briefing process and ensured that text and visuals were aligned from the start.

#### Problem 2: Inefficient Research and Analysis Processes

Analysts struggled to synthesize vast datasets, market reports, and customer sentiment into actionable insights. Manual analysis consumed weeks, often delaying project timelines.

**Solution:**

LLMs summarized literature reviews, while AI-driven analytics tools processed raw datasets into trend charts and insights. Visual AI tools then transformed findings into infographics. For presentations, text-to-speech models produced narrated summaries, ensuring insights were available in multiple modalities for clients.

**Problem 3: Time-Intensive Pitch Deck Creation**

Pitch decks required collaboration between writers, designers, and presenters, making them resource-heavy and slow to produce. Maintaining consistency across text, visuals, and narration was a recurring challenge.

**Solution:**

The firm integrated GPT-based models to create structured slide content, Canva Magic Design to produce polished layouts, and Synthesia avatars to narrate presentations in multiple languages. This streamlined workflow reduced deck creation time by 60% while enhancing professionalism and interactivity.

**Reflective Questions**

1. How can prompt engineering ensure coherence across text, image, audio, and video outputs in integrated AI workflows?
2. What are the risks of over-reliance on AI when creating brand case studies and pitch decks?
3. In what ways can end-to-end AI workflows improve client communication and project scalability?

**Conclusion**

By adopting integrated AI workflows, the consulting firm successfully reduced inefficiencies, improved coherence across modalities, and delivered compelling brand briefs, research insights, and pitch decks at scale. This case demonstrates how multi-modal AI integration transforms traditional content creation into a streamlined, end-to-end process, empowering organizations to deliver consistent, high-quality solutions in competitive industries.