Retail & E-commerce Strategy Unit 1 V3.docx

Retail & E-commerce Strategy_MBA_2

Retail & E-commerce Strategy_MBA_2

ATLAS SkillTech University

Document Details

Submission ID

trn:oid:::3618:127174613

Submission Date

Jan 30, 2026, 11:20 AM GMT+5:30

Download Date

Jan 30, 2026, 2:53 PM GMT+5:30

File Name

Retail & E-commerce Strategy Unit 1 V3.docx

File Size

75.3 KB

44 Pages

13,321 Words

83,322 Characters

1% Overall Similarity

The combined total of all matches, including overlapping sources, for each database.

Filtered from the Report

- Bibliography
- Quoted Text
- Cited Text
- Small Matches (less than 10 words)

Match Groups

13 Not Cited or Quoted 1%
Matches with neither in-text citation nor quotation marks

0 Missing Quotations 0%
Matches that are still very similar to source material

0 Missing Citation 0%
Matches that have quotation marks, but no in-text citation

0 Cited and Quoted 0%
Matches with in-text citation present, but no quotation marks

Top Sources

1% Internet sources
1% Publications
1% Submitted works (Student Papers)

Integrity Flags

0 Integrity Flags for Review

No suspicious text manipulations found.

Our system's algorithms look deeply at a document for any inconsistencies that would set it apart from a normal submission. If we notice something strange, we flag it for you to review.

A Flag is not necessarily an indicator of a problem. However, we'd recommend you focus your attention there for further review.

Match Groups

- **13** Not Cited or Quoted 1%
  Matches with neither in-text citation nor quotation marks
- **0** Missing Quotations 0%
  Matches that are still very similar to source material
- **0** Missing Citation 0%
  Matches that have quotation marks, but no in-text citation
- **0** Cited and Quoted 0%
  Matches with in-text citation present, but no quotation marks

Top Sources

1% Internet sources
1% Publications
1% Submitted works (Student Papers)

Top Sources

The sources with the highest number of matches within the submission. Overlapping sources will not be displayed.

1	Internet	www.coursehero.com	<1%
2	Internet	www.pdf-archive.com	<1%
3	Internet	fastercapital.com	<1%
4	Internet	himpub.com	<1%
5	Internet	businessyield.com	<1%
6	Internet	ewsdata.rightsindevelopment.org	<1%
7	Submitted works	Swinburne University of Technology on 2018-08-24	<1%
8	Internet	www.inventiva.co.in	<1%
9	Submitted works	aimsr on 2024-09-03	<1%
10	Internet	www.investopedia.com	<1%

11 Submitted works

Indian School of Business on 2025-09-04 **<1%**

12 Submitted works

Manipal University Jaipur Online on 2025-07-15 **<1%**

Unit 1: Strategic Retail Management

Learning Objectives

1. Define the nature and scope of retailing and distinguish between store-based and non-store-based retail formats
2. Analyze the historical evolution and economic significance of the retail sector
3. Identify major players and understand the structural dynamics of the retail industry
4. Evaluate emerging trends in retail marketing, including omnichannel strategies and experiential retail
5. Assess key challenges faced by retailers in inventory, competition, pricing, and sustainability
6. Understand the behavioral patterns and decision-making processes of retail consumers
7. Examine the role of digital transformation, including technologies like AI, AR/VR, and big data, in shaping modern retailing

Content

1.0 Introductory Caselet

1.1 Overview of the Retail Industry

1.2 Key Trends and Challenges in Retail Marketing

1.3 Consumer Behavior and Buying Habits

1.4 Impact of Digital Transformation on Retail

1.5 Summary

1.6 Key Terms

1.7 Descriptive Questions

1.8 References

1.9 Case Study

1.0 Introductory Caselet

“Retail Reimagined: The Rise of Verano Lifestyle”

Verano Lifestyle was founded in 2017 and started out as a mom-n-pop boutique clothing store located in Mumbai selling hand-picked fashion wear offline. Originally positioned to be a boutique, store-based brand, Verano’s model depended heavily on foot traffic and referrals. But then it ran into the e-commerce behemoths and a turbulent new consumer landscape.

Aware of the constraints of being store-centric, in 2019 Verano rolled out a web store and in 2020 an app, eventually embracing an omnichannel retailing approach. The company combined the online and offline experience — you could pick up your online orders in store, for instance, or try on clothes virtually using artificial intelligence. By 2022, Verano had transitioned to a personalized marketing strategy, utilizing consumer data analytics in order to provide style suggestions through browsing and purchase history.

As the brand grew, however, it faced new pressures — price sensitivity among Gen Z shoppers, growing demand for eco-conscious practices and inventory mismatches driven by seasonal peaks. In response, Verano embraced sustainable fabrics, reduced packaging and revamped its supply chain to be more agile.

Today, Verano is not your average fashion retailer – it's a tech-enabled lifestyle brand with hyper engaged digital experiences, a thriving social media community built on user generated content and an offline/online hybrid retail model designed to bring the convenience of digital first shopping into the tactile benefits of brick and mortar. The evolution of Verano illustrates how today’s retailers need to keep pace with technological, behavioral and environmental shifts in order to remain competitive.

Critical Thinking Question

How well did Verano Lifestyle’s shift from being a store-based retailer to an omnichannel brand capture the chief trends in contemporary retail, and to what extent could it be at risk moving forward as it expands digitally and sustainably over time?

1

1.1 Overview of the Retail Industry

Retail is the process of selling consumer goods and/or services to customers through multiple channels of distribution to earn a profit. It comes in different forms, including supermarkets, department stores, online marketplaces and specialty stores. The industry is a hothouse of consumer desires accountable to the global economy. The retail landscape is constantly changing with advances in technology, shifts in consumer preferences and competitive forces continuing to restructure the industry, requiring innovation and agility to win.

1.1.1 Definition and Nature of Retailing

4

Definition of retailing Retailing is the sum of all activities involved in selling goods or services directly to the final consumer for personal and/or non-business use. It covers all sales in formats from physical stores, catalogues and e-commerce. Retailing is an intermediary step in the distribution channel, linking the manufacturer or producer to customers. Retailers provide value-added activities in order to deliver products with greater convenience and/or accessibility than reach, touch, examine, or try out products before purchase would have otherwise costumers could do so themselves (Levy & Weitz, 2012) Retailing Management (8th ed.). McGraw-Hill/Irwin.

• Retailing Focus: Retailing focuses on the ultimate consumer in the distribution chain. Retailers, unlike wholesalers or manufacturers, sell directly to the end users—whether consumers or businesses — and do not resell.

• Transactional Interface: Retailers act as a critical contact point between brands and consumers, which will affect the perception of brands through customer experience and purchase decision.

• Multichannel Formats: The face of retail has changed from physical stores to e-commerce, m-commerce, social media storefront and hybrid models.

• Low Volume, High Frequency: Retail purchases are often smaller in volume but of higher frequency and can be driven by convenience, impulse or emotion.

• Service Orientation: A vast set of retailers also offer value-added services —personalization, after-sales service, delivery, loyalty programs — that are distinct from simple goods- sales.

• Location dependence: Brick and mortar stores are often very location dependent to attract foot traffic, whereas e-commerce players invest in visibility through SEO, algorithms and digital adverts.

• Price Sensitivity and Customization: Retailing is a very focused sector where price wars happen because of the consumer mind set of discount expectations and therefore, cost offerings and customization must be effectively applied to remain competitive.

• Last-Mile Difficulty: A hallmark of contemporary retail is the difficulty of last-mile delivery in non-store-based retailing, which requires sophisticated logistics and predictive inventory management.

1.0.2 retail:types-of-e-tailors IndexPath 1.1.2 Type of retailers: Store Based and Non-store Based

Retailers may be broadly classified by their dominant mode of transaction into two types - store-based retailers and non-store based (digital or remote) types.

Store-Based Retailers

Department Stores

Across the rooftop is organized the general assortment at department stores. Often, these departments consist of things like clothes, cosmetics, items for the home and electronics. There are several benefits of department stores; convenience (one-stop shopping), customer service, in-store credit and returns being the most notablec.

Example: T M Macy's in the US or Shoppers Block in India are some of examples to the department store company.

1

Supermarkets

A supermarket is a self-service shop offering a wide variety of food, beverages and household products, organized into sections. Such outlets operate on a thin-margin, high-volume basis and depend on economies of scale to remain competitive. Supermarkets cater to daily requirements, and usually carry fresh food, dairy products, frozen goods and packaged items. For Example, Walmart, Kroger and Tesco are the worldâ€™s major supermarkets.

Convenience Stores

Convenience Stores: For those who don't know, a convenience store is a relatively small retail business that's typically located near residential areas or along busy streets with long operating hours. Slurpees convenient stores sell convenience snacky and drinky stuff, toiletries and non-prescription drugs. They also usually pay more given how accessible and devolved they are.

Example: 7-Eleven and Circle K are popular convenience stores worldwide.

Specialty Stores

Specialty stores specialize on a particular category of merchandise or a narrow product mix and focus on providing strong selection and deep but narrow assortments. Such retailers cater to a particular customer segment and, as such, can directly compete on product knowledge relative to, quality of or image of the brand.

Example: SEPHORA for beauty and Foot Locker in athletic footwear and apparel.

Discount Stores

Discount stores compete primarily on price by cutting their overhead and not offering as many services or products at a greater quantity. Many operate discount stores that sell brand-name merchandise at lower prices and cater to cost- conscious consumers. Price-sensitive markets are where discounters really work. Example: Discount retailer example are Dollar General, Aldi and Big Bazaar (in India) 6.

E-Retailers (Online Retailers)

Online retailors run websites over the internet though which customers can view and purchase products. These purveyors usually have a large product selection, competitive pricing, home delivery options and customer ratings. E-commerce has grown rapidly over the past several years, enabling online retailers to achieve such market share across almost every retail types.

Example: Internet retail stores like Amazon, Flipkart and Alibaba dominate a global market that has witnessed a dominance of e-retail over traditional retail channels.

Warehouse Clubs

Warehouse clubs are membership-based retailers that offer merchandise in bulk at inexpensive prices, usually from a large warehouse with few frills. They serve individuals and small businesses that want to buy in bulk for savings

Example: Costco and Sam's Club are popular warehouse club merchants.

Category Killers

Category killers A category killer is a large specialty store that dominates a product category, usually one that caters to relatively stable factors hanging around for a while or otherwise having some kind of firewall around it (keeps the customer captive). Their size and experience "kill" small competitors in the same category.

Example: Best Buy in consumer electronics or Staples in office supplies are category killers.

Non-Store-Based Retailers

E-commerce Platforms

(1) E-commerce: Online retailing with internet-based browsing, comparing, purchasing and delivery of products across all product categories sold. These formats enable a variety of Choice, Product information (from user reviews to detailed specs) and smooth payment – together the fastest growing retail platforms. Example: Amazon, Flipkart and eBay are few of the topmarketplaces where you can find electronics to even groceries for sale and distribution.

5 M-commerce

5 Mobile commerce (M-commerce) refers to the use of wireless handheld devices (mostly smartphones and tablets) to purchase retail goods using mobile apps or mobile- optimized websites. It improves the convenience by providing one-click ordering, digital wallets, location-based offers and personalized push notifications. This type Of format is ideal for connecting with consumers while they are out and about.

Example: Myntra's mobile app and Apple Store app are Mcommerce applications with capabilities such as augmented reality and in-app promotions.

Television Shopping

Television shopping is where consumers have the opportunity to see live demonstrations of a product (such as the QVC home shopping network) and purchase the item through order (by telephone or web). It is suitable for those who rely on visual display and direct order from the comfort zone of their home.

Example: HomeShop18 (India) and QVC (USA) are home shopping channels that specialise in everything from jewelry to Chinese food products.

Direct Selling

Personal sales require personal contact in direct selling: Representatives sell products directly to customers, often at their homes or places of business. It creates trust with customers through demonstrations and customized recommendations and is dominant in sectors where product experience mattes.

Example: Anway, Tupperware and Avon are some of the largest players in the direct selling market for wellness products, cookware and cosmetics.

Catalog Retailing

The retailing of products and services simply by displaying a catalog featuring the items being offered, to enable customers to order by mail-limited phone-call, or web-based ordering is referred to as "Catalog Sales". While print catalogs have faded, digital upmarket catalogs are alive and well — particularly in the lifestyle and furniture retail sector.

Example: IKEA's digital catalog and L.L. Bean's product listings are more modern versions of catalog retailing.

Social Commerce

Social commerce allows users to browse, interact and make purchases without needing to leave the app they're using, embedding retail in social media. It uses UGC, influencer marketing, and DMing to engage consumers and convert.

Example: Instagram Shops, Facebook Marketplace and WhatsApp Business are commonly used for social commerce by both brands and individual sellers.

Did You Know?

"While e-commerce and m-commerce are well known, social commerce—where transactions happen directly through platforms like Instagram, WhatsApp, and Facebook—is one of the fastest- growing retail models in India. It merges discovery, community, and purchase into one seamless experience. Platforms like Meesho and GlowRoad are revolutionizing this space by enabling small sellers and resellers to conduct business with minimal infrastructure."

1.1.3 Evolution and Growth of the Retail Sector

Retail has changed from small fragmented players to an organised global technology-driven market.

• Traditional Roots

Indian retail has its origins in the traditional formats such as kirana stores, weekly bazaars, haats and local vendors. It was these small, family-owned businesses that were the bedrock of local economies… operated on face-to-face relationships and trust-based credit and a sense of personal responsibility between customer and business owner. They sold hearty groceries and household goods, tailored to individual tastes. Although their stock and infrastructure was less impressive, these outlets were sticky because of convenience and local interaction. Sample this: Kirana shops in Delhi's Lajpat Nagar or Mumbai's Dadar markets are classic examples of such traditional retail format.

• Organized Retail Emergence

After the economy liberalised in 1990s, there was a tremendous change in Indian retail sector with the opening up of economy and relaxation in rules of Foreign Direct Investment (FDI) in related fields. It resulted into an organized retail chains, uniform pricing, more brand assortment and better shopping ambience. These chains brought with them inventory controls, sales promotion and professional management.

Example: Two companies that emerged as pioneers of organized retail in India were Big Bazaar (2001) and Reliance Retail (2006).

• Mall Culture and Department Stores

The early 2000s saw the boom of shopping malls and department store formats in Indian cities, where retailers evolved into retail destinations. It was an era which saw the metamorphosis of urban consumer behavior towards leisure, brand awareness and aspiration. Malls became community hubs packed with food courts, multiplexes and premium outlets under one roof, and department stores were a source for global brands and organized layouts.

For example, Phoenix Marketcity in Mumbai and the likes of department store chains such as Lifestyle and Pantaloons illustrate this modern trade evolution.

• Digital Retail Boom

After 2010, Indian retail has seen a wave of digitalization with emergence of e-commerce companies. The arrival of companies like Flipkart, Amazon and Snapdeal disrupted the way Indians shopped, creating a culture of convenience and choice while introducing aggressive pricing. Growing smartphone penetration, digital literacy and cashless payments via UPI also fast-tracked adoption in both urban and rural India. Example: Flipkart's Big Billion Days and Amazon's Great Indian Festival turned into tentpole events on India's digital retailing calendar.

• Omnichannel Integration

Omnichannel meaning Ironically what we see today in India, when it comes to definitions of retail already; is not of online or offline systems but of the omnichannel model. Shoppers can move between channels without any friction and shop online, in-store or on the mobile app. Convenience and satisfaction are also furthered by features such as "buy online, pick up in store" (BOPIS) and inventory visibility in real time. For a perfect example how this should work, consider companies like Tata CLiQ and Reliance's Ajio which offers both online shopping and in-store experiences kind of strategy at play.

• Global Expansion

Many Indian retail brands have been successful in entering foreign markets by adjusting to local tastes, yet maintaining their cultural character and brand equity. Such expansions are frequently fed by the burgeoning Indian diaspora and penchant for ethnic wares beyond home shores. Global retail presence also allows Indian brands to receive brand prestige and economic scale.

Example: FabIndia now has stores in the UAE and Singapore; Nykaa delivers overseas; Tanishq has opened showrooms in the Middle East, North America.

• Technological Advancements

Advanced technologies are fast becoming the norm among retailers in India who want optimum efficiency, ease of use and a superior customer experience. AI assists in personalization and demand forecasting, IoT provides real-time inventory visibility, and AR/VR offer immersive shopping experiences. Data analytics supports pricing, merchandising and targeted advertising.

Example: Nykaa employs AI to offer personalized product recommendations, while Lenskart uses AR so customers can see how they look in glasses.

• Pandemic-led Transformation

The retail sector saw digital adoption increase quite significantly during the pandemic. With IRL stores shuttered or restricted, customers flocked to online fora, and demand for that sweet contactless dropoff, curbside pickup, and digital storefronts only grew. Retailers turned to hyperlocal models for faster delivery, namely groceries and essentials. This change pushed traditional large and small retailers to quickly move online.

Example: DMart Ready, JioMart and Swiggy Instamart rode the wave of hyperlocal delivery trends during and after the lockdown.

• Rise of D2C Brands

One notable trend in recent years is the rise of Direct-to-Consumer (D2C) brands that go directly to consumers through online channels, bypassing intermediaries. These companies do not rely solely on their products — they employ digital marketing, influencer endorsements and social media to create loyal customer bases. D2C players provide nuanced products, faster innovation times and better engagement with customers, restructuring the retail value chain. Illustration: Dominic Xavier/ Rediff.com Mamaearth (personal care), Boat (audio accessories), and Wakefit (mattresses) are some of the well-known Indian D2C brands that are challenging traditional retail concepts.

1.1.4 Importance of Retailing in the Economy

Retail is not just selling; it's a triggering mechanism in national development, creation of employment and economic revitalisation.

• GDP Contribution

One of the most important sectors in the Indian economy is retail, It contributes around 10% to the total GDP. It additionally adds about 8% to total job numbers, which means this isn't just some commercial activity, but an economic mainstay of India's service-oriented economy. It's a massive industry enveloping everything from the simplest forms of trade to the most modern, and it makes perfect sense that its contribution is indicative of its near-total immersion in daily economic life.

Example: Explosive growth in organised retailing in metro cities and the ubiquitous presence of kirana stores across India together 2|Page Driving this big GDP input.

• Employment Engine

The Indian retail industry is labour-intensive and employs more than 40 million people at different levels of the value chain. It provides everything from blue-collar roles - think of shop floor assistants, cashiers and warehouse handlers – to white-collar professions such as store manager, merchandiser or supply chain head.

E-commerce has extended logistical and delivery openings even further.

Example: Warehousing, delivery and in-store operations for companies like Flipkart and Big Bazaar involve thousands of people comprising gig-economy employees as startups such as Zepto and Blinkit are among workers as well.

• Rural and Urban Linkages

Retail is the most important link between India's rural production hubs and urban consumption centres. It releases agricultural products, handicrafts and cottage industries products to wider markets making demand led production more viable and better prices attainable for rural producers and artisans. At the same time, it links rural consumers with manufactured products and services. Example: Platforms such as Amazon Karigar and Flipkart Samarth are enabling tribal and rural artisans to sell their handcrafted products directly to urban customers across India.

• Consumer Access and Choice

A competitive retail market is good for consumers as it gives them access to a variety of local and imported goods. Organised retail, specifically, has enhanced product availability, quality assurance and competitive pricing. Today, consumers have power as shoppers thanks to modern shopping experiences, loyalty programs and lenient return policies. Example: Retail chains such as Reliance Trends and e-commerce players like Nykaa have taken global brands and niche products even to Tier 2-3 cities.

Boost to Manufacturing and Agriculture : Retail is the down-stream partner to manufacturing and agriculture industries. By enabling bulk procurement and almost assured off-take, it reduces post-harvest losses in a wide range of perishable goods through cold chain logistics and demand prediction. This, in turn, stabilizes the incomes of producers and provides the needed confidence to invest in enhanced productivity. Example: Bigbasket sources its fruits and vegetables directly from farmers, while companies like ITC participate in contract farming to ensure a stable supply to the retail outlets. 2. Financial Inclusion: To achieve financial inclusion, various basic financial services are offered at the semi-urban and rural levels through the retail reach. This has been further facilitated by the explosion of digital payment systems, mobile wallets, and fintech integration, leading to a parallel economy in microloans, remittances, and insurance distribution. 3. Tax Revenue and Formalization of economy: greater taxpayer compliance and limited scope for cash leaked sales lead to improved tax revenues from the growth of organized retail. As states and the union move from unorganized retail businesses to the organized sector, record-keeping, GST registration, and E-way bills become the norm. Example: D-Mart has only grown as part of the formal accounting and tax system as opposed to the approximate 99% of Indian grocery retail. 4. Innovation and Entrepreneurship :

• Consumer Demand Indicator

Retail sales are a good indicator of the strength of the economy, also echoing consumer confidence, disposable income and inflation. Strong clothing sales imply that the economy is booming; weak sales could portend a downturn. Retail data is essential for firms and policymakers to track consumption behaviour.

For instance, sales numbers for Amazon and Flipkart during the festive season are often used as barometers to gauge year-end consumer sentiment and spending habits.

1.1.5 Major Players and Market Structure

The Indian retail market is a combination of unorganized and organized players, with key players including some large conglomerates, specialist retailers, global entrants, and growing D2C brands.

• Unorganized sector- this includes kirana stores and hawkers and markets that are local in nature, it is low on overhead costs; has a limited reach; high level of customization. Yet even in an age of digital churn, it remains almost three-quarters of retail sales.

• Formal sector: Supermarket chains, e-commerce platforms and department stores where operations follow a standardised business model or standardised supply chain with formal employment.

Key Conglomerates:

8 Reliance Retail

Reliance Retail, an arm of Reliance Industries Limited, is India's largest and most diversified retail company. It has presence in several categories – grocery, fashion, electronics and digital commerce. Its grocery operation, Reliance Fresh and Smart Bazaar provides daily essentials along with FMCG products and Trends serves affordable fashion. Through JioMart, the company has rapidly expanded into e- commerce, linking kirana stores to digital technologies in an attempt to take on online behemoths. Reliance's approach marries scale, aggressive pricing and digital integration to win the contest for retail supremacy. Example: JioMart integration with WhatsApp to let customers order groceries from the app, merging physical and digital retail.

Tata Group

Tata Group has a strong set of retail brands in multiple categories. Westside is the in- house fashion brand, Croma is consumer electronics brand and Tanishq is India's largest trusted jewelry selected brand. Tata also runs premium e-commerce platform Tata CLiQ and BigBasket, which it acquired its through subsidiary Tata Digital, to cater to the online grocery demand. Utilizing cross-vertical synergy among its businesses, Tata Group builds a strong omnichannel presence that fuses luxury, affordability and innovation. Illustration: Tata Neu

super-app will combined loyalty rewards or shopping for the various Tata brands in a unified customer ecosystem.

Aditya Birla Group

6 Aditya Birla Fashion and Retail Limited (ABFRL) is one of India's leading branded apparels players in the retail sector; it has established a dominant position in fashion and grocery value chains across both lifestyle and convenience segments. It is the owner of Pantaloons, one of India's largest value fashion retailers, and More, a grocery chain acquired jointly with Samara Capital. ABFRL also owns and operates elite brands such as Van Heusen, Allen Solly and is in a joint venture with globalbrands- Forever 21.

21 and Reebok. Its approach combines affordability, premium branding and global partnerships.

Illustration: ABFRL's tie-up with designer labels such as Shantanu & Nikhil and Sabyasachi will help it ride the increasing trend of luxury and ethnic wear in India.

1.2 Key Trends and Challenges in Retail Marketing

Retail marketing has been changing so fast in recent years, with some trends towards core integration that are all influenced by the demand for more of the between-channel, personalized experiences combined with digital transformation accelerated by AI and big data. But the industry is not without challenges, including fierce competition, changing consumer tastes, disruptions in the supply chain and worries about data privacy. Retailers need to continuously innovate to remain competitive in a fast moving market, while balancing customer experience, operational efficiency and compliance.

1.2.1 Rise of Omnichannel Retailing

Omni-channel retailing is about creating a consistent 'single view' of your retail business across all channels – physical stores, online store (website), mobile app etc.

Customer-Centric Approach

Omnichannel retailing is, at its core, customer centric. Ultimately, it seeks to create convenience, seamless experiences and relevance at every point of interaction – be it in-store; online; via mobile apps or even using social media. Because all those channels are aligned, retailers can keep the customer experience seamless and unbroken no matter if their customers start it on one channel and end it somewhere else.

Illustration: Tata CLiQ allows customers to buy online and return at a store – bringing in cross channel convenience.

Integrated Sales Ecosystem

A genuine omnichannel system ties together all aspects of the sales process. A customer can look at a product online, check its availability at a nearby store, reserve the item in store and purchase it there (or decline to buy it). And returns of goods bought from home can be processed via a wireless device by a delivery service partner. This frictionless environment allows customers to have choice and control over the way they shop.

Example: Decathlon interweaves e-commerce with in-store kiosks, mobile apps and self-checkout systems for a cohesive experience.

Data Synchronization

Another key feature of omnichannel models is the synchronization on real time between customers, inventories and order histories. It allows personalized communication, real-time stock levels, and a consistent quality service. Via integrated data systems, retailers can allow every channel to “know” the customer and acknowledge their preferences and purchase history.

Example: Reliance Trends triggers personalized SMS offers and product recommendations through unified customer data, both online as well as offline.

Technological Enablers

Technology Is Key In Omnichannel Retailing Well-oiled technology is an essential component in omnichannel retailing. It is easy to see how cloud-based inventory management, POS integration, mobile apps, location service and AI recommendation engines becomes mission-critical in ensuring a consistent user experience with applications. Retailers like Nykaa and BigBasket are using AI to recommend products based on the consumer’s browsing history as well as maintain real-time stock updates across mobile and web platforms.

Business Benefits

Brick and click stores gaining traction: Omnichannel retailer benefits Increased customer engagement and profits for retailers forging ahead with omnichannel strategies. Benefits range from greater customer retention, higher average order value (AOV) and better operational efficiency, to a more loyal brand. Serving customers in whatever their location, physical or digital, fosters trust and creates long-term relationships.

Example: Businesses who become omnichannel tend to see higher rates of repeat investments and greater lifetime value per customer.

Challenges

While the benefits are vast, omnichannel retailing is far from easy. Building a data infrastructure that integrates seamlessly, training staff to work across platforms, managing

logistics and ensuring brand consistency is resource-intensive and complex. Real-time updates and customer service across multiple platforms also need continued investment.

Example: Small retail players face challenges related to the capital and the technology know-how to enable full omnichannel capability.

1.2.2 Shift Toward Experiential and Personalized Retailing

Merchants now go beyond just offering products to manufacture memorable, emotion-based influences tuned into specific customer preferences.

• Experience Over Product

The store has long ago ceased to be only a point of sale: its role is creating the brand meaning. By designing stores for ambience, using storytelling techniques, presenting curated product assortments and providing one-on-one customer service, retailers are able to elicit emotion and create consumer loyalty. The aim is to transform shopping into a memorable experience, rather than a transaction.

Example: Nike's flagship stores include immersive zones (sneaker customization, virtual running simulations, and more) that athletes and enthusiasts can emotionally connect with.

• In-Store Innovations

Physical stores are beginning to use some of the most advanced tech in customer engagement. Elements such as Augmented Reality (AR) trial rooms, interactive digital kiosks and smart mirrors and touch product demo zones increase dwell time and accelerate decision making. These tools neatly straddle the line between digital convenience and a physical touchpoint.

Example: Brands such as Decathlon leverage smart kiosks and self-checkouts, while stores like Lenskart provide 3D AR built-in lens try-on.

• Data-Driven Personalization

Real-time customer data such as browsing patterns, purchase history, geographic location and demographic information is being used by retailers to provide hyper-personalized customer experience. Curated product recommendations, dynamic pricing and custom offers — all are intended to boost customer satisfaction and conversion rates.

Example: Nykaa leverages app data and previous purchase behavior to recommend skincare routines as well as product bundles online and at beauty counters.

• AI-Driven Personalization and Backend Optimization

Artificial Intelligence (AI) is a key enabler of, both individualized experience in retail as well as the background processes. Artificial Intelligence powers product recommendations, inventory

optimization algorithms, chatbots for customer service, fraud detection systems and demand forecasting. Through processing a wealth of data, AI enables brands to establish richer, more-contextualized interactions wherever digital and physical environments intersect.

Example: Starbucks employs AI through its mobile app to personalize offers based on a customer's purchase history, time of day and even music preferences, resulting in better engagement and spend.

• Emotion-Based Targeting

Retailing is becoming more about making an emotional connection with consumers, as opposed to being all about function. Using psychographic segmentation that is values, lifestyle and aspiration-based brands are far better aligned with what consumers believe in, how they identify and their loyalty to the brand. Emotional branding boosts recall builds more affinity for the brand, and in most cases also creates long-lasting customer relationships.

Case in point: Apple doesn't just sell tech specs, but creativity and innovation — a vision that aspirational, design-conscious people are drawn to.

• Loyalty Programs and CRM

In today's retail scene, retention relies on Customer Relationship Management (CRM) systems and loyalty programs. Tailored benefits like birthday offers and exclusive access to products, VIP events, and customised rewards are driving customer retention and brand insistence. Some of these systems leverage AI to surface reward triggers and message access frequency.

The Starbucks app-based loyalty program offers everything from rewards and location-specific deals to customized playlists, serving as a highly personalized tool: Example.

• Challenges

Although personalized and experiential retailing offers great opportunities, it also poses certain challenges. Advanced technology deployment requires a significant investment in equipment and training. Privacy is becoming more and more of a concern, especially with things like GDPR. Too much personalization can also kill spontaneity, so that interacting with a bot feels too scripted or invasive. Example: Brands need to strike a delicate balance between personalization and privacy — over-reliance on targeted ads or pushiness of any sort will serve to alienate rather than draw in customers.

1.2.3 Supply Chain and Inventory Management Challenges

Supply chain efficiency, inventory management also remain essential in contemporary retail which involves more multichannel sales.

• Demand Volatility

Retailers encounter sudden surge and drop of consumer demand such as seasonal trends, festivals, promotions or flash sales. Such sudden surges/dips can potentially throw off supply chain planning and cause under- or overstocked situations. To mitigate this volatility, retailers need nimble inventory systems at hand that can forecast quickly and reallocate dynamically.

Example: During Diwali sales, the Amazons and Flipkarts of the world need to scale up inventory and logistics readiness to accommodate an order multiples higher.

• SKU Proliferation

As consumer preferences change, retailers add to their product assortment by offering various list Stock Keeping Units (SKUs) per size, color, style or feature. The enhanced variety due to an extensive product portfolio complicates the inventory tracking, forecasting and shelf management, thereby incurring overstock and stockout risks. For instance, a fashion retail store such as Pantaloons have 40 different designs of shirts and will need sophisticated inventory categorization and forecasting models.

• Last-Mile Delivery Pressure

Omnichannel The advent of omnichannel retail has heightened demand for quickly and reliable, low cost last mile delivery. Real-time tracking, same-day or next-day delivery and effortless reverse logistics for returns are now more than a wish list those are all things customers have come to expect. Yet many traditional warehousing designs fail to fulfil these requirements without extensive reconfiguration or a microfulfillment approach.

Example: BigBasket and Blinkit deploy dark stores and hyperlocal hubs to meet ultra-fast grocery delivery times.

• Inventory Visibility

One of the significant challenges for omnichannel is maintaining accurate and real time visibility to inventory across all silos/platforms/locations. Disconnected systems can result in lost sales opportunities, delayed restocking, and bad customer experiences when products look like they're available online but aren't.

Example: A customer trying to order an item from a Zara store down the street might have their order cancelled if inventory data is not being accurately updated on the website.

• Supplier Coordination

Successful supply chain execution requires close cooperation with suppliers in terms of lead times, quality norms and delivery quantities. Any kind of miscommunication, or lack of consistency, can trigger delays in production cycles, higher holding costs or even a gap in supply. Tightly integrated planning tools and clear SLAs (Service Level Agreements) are critical for reliability.

Sample this: Retailers such as Reliance Retail work with FMCG suppliers for end-to-end Handling of JIT÷ delivery requirements during peak demand periods.

• Warehouse Automation

Many retailers are turning to technologies such as AI-based forecasting, robotics for picking and packing solutions, and IOT sensors for tracking in real time to deal with the ever more complex inventory. While these are amongst the most effective tools available, they do demand a great deal of initial capital outlay and experienced staff to run them or oversee their use.

Example: Amazon Deploys robotics and machine learning algorithms to place inventory and process orders on its fulfillment centers.

• Environmental Factors

Mishaps outside supply chains — from natural disasters to pandemics, as well as geopolitical events — have the potential to snap supply lines and trigger shortages on a mass scale. Retailers have to create resilient systems with alternative suppliers, backup logistics routes and stock buffers to maintain continuity.

Example: In response to the COVID-19 lockdowns, supplier shortages and transportation restrictions led to stockouts in several retailers, shifting focus towards multi-sourcing procurement strategies.

Examples:

• BigBasket adopts AI-powered demand forecast to boost its inventory turn over BigBasket deploys an artificial intelligence and machine learning technology that analyzes patterns in customer purchases, seasonality effect as well as local demand. This allows the company to make better predictions about demand at a granular level, which can in turn help prevent overstock — or under-supply. Through real-time data-driven analysis in procurement and warehousing, BigBasket is able to turn around inventory effectively and also reduces wastage, especially for its perishables offering.

• Distributed and predictive fulfillment centers: Amazon has also worked with sellers to position inventory in fulfilment centres located closest to the majority of their customers that have a high likelihood of purchasing certain items so it can cater for faster and predictable delivery. It predicts regional demand through predictive analytics, and pre-positions inventory accordingly. Thanks to this system, Amazon is able to deliver most orders within two days, even peak periods. Automation and real-time data, combined with last-mile partnerships, deliver speed, accuracy and customer satisfaction.

• Zara's restocks stores twice-a-week based on POS data feedback Zara has developed an extremely reactive supply chain model, by using real-time Point- of-Sale (POS) information from their respective stores in order to track bestsellers and customer preferences. The

resulting data is then sent back to design and production teams for rapid changes. Stores are replenished twice a week with new goods for fresh product, reduced inventory buildup and dedication to fast- changing fashion.

1.2.4 Competitive Pressure and Price Sensitivity

Retail trade is carried out in highly competitive markets, with fine margins of price affecting customer loyalty.

• Low Switching Costs

In the digital age, consumers can easily compare prices of products, read reviews and make a switch between brands or platforms in just a few clicks. This fungibility drives down brand loyalty and makes buyers incredibly price-sensitive. 1. Retail It is now more important than ever for retailers to constantly gather competitor pricing & customer sentiment data so that they can stay competitive on the market.

Example: A buyer who's cross-checking a particular smartphone on Amazon, Flipkart and Tata CLiQ will most probably settle for the platform that offers him/her with the best price or fastest delivery.

• Discount-Driven Behavior

Regular flash sales, promo codes and cashback schemes have trained consumers to hold back until they can score a discount on an acquire. This has been upsetting normal working patterns and has forced retailers to.

feverish promotions, usually while sacrificing their margins.

Example: E-commerce platform Myntra and Amazon sees the highest order volumes for events such as "End of Reason Sale" or "Great Indian Festival," and a dip during non-sale periods.

• Marketplace Saturation

In a competitive sectors as fashion, electronics, accessories the eCommerce marketplace is with full of multiple sellers selling same or identical products. This overabundance squeezes margins and requiring sellers to compete not only on price, but also on the speed of delivery, return policies and customer reviews. Example: Hundreds of sellers may list the same model of earphones or T-shirts on Flipkart, making differentiation — and profitability — a significant struggle.

• Private Labels vs National Brands

Retailers are continually adding their own private label brands to compete with national and international labels at reduced prices. These private brands eliminate middlemen and offer greater control over pricing and quality, but they also increase price pressures.

Sample: Reliance Trends pushes in-house labels, such as DNMX and Teamspirit, which are often lower priced than well-known brands such as Levi's or Puma – thus attracting cost-conscious consumers.

• Price Wars

With heavy price competition by multiple players, the result is commonly unsustainable pricing strategies such as selling at a loss (loss leaders), deep discounting, and compromise on quality. These strategies might increase immediate revenue but at the expense of long-term brand value and profitability.

Example: E-commerce giants frequently participate in price wars during the festive periods, with products even sold below cost to capture market share, affecting industry-wide margins.

• Value Perception

Consumers don't just compare price in a competitive marketplace but also overall value they obtain, which encompasses the quality of the product, availability of service support and convenience and after sale backing up by the brand. Retailers need to articulate this value proposition well and have a reason for pricing premium, or they risk looking overpriced."

Example: Apple overcomes lower-priced substitutes in terms of perceived value by highlighting design, performance, ecosystem fit and service quality to protect its premium pricing.

• Examples:

o D-Mart follows EDLP (Everyday Low Price) for keeping price-sensitive segment of the customer with itself.

11 o Flipkart Big Billion Days and Amazon Great Indian Festival are aimed towards price induced mass consumption.

o Zivame gives more than a size – it has intimate advisory to battle price, not value.

• Problem: How to balance over discounting against profit, stop customers from getting used to a good deal and defend your value in noisy markets.

1.2.5 Environmental and Ethical Retailing

Increasingly, consumers are making purchasing decisions based on their values, the result being greater demand for sustainable and responsible retail.

• Sustainable Sourcing

Today's customers demand a responsible material-sourcing process, one in which supply chains are not linked to rainforest-clearing, water-abuse or human exploitation. Sustainable sourcing encompasses a number of factors including traceability, ethical farming or manufacturing processes, and renewable or sustainably managed resources. It is a regulatory and reputational shift as well, sensitive buyers scrutinize the origins of goods.

Example: Brands such as The Body Shop highlight cruelty-free, ethically sourced ingredients to bolster their sustainability credentials.

• Eco-Friendly Packaging

Looking after the planet is no longer a point of difference, but an expectation from consumers. Retailers are making the move to satisfy shoppers' demand for recyclable, decomposable and reusable items that won't add to a growing plastic waste problem. Packaging is being or will continue to be optimized for minimalism and recyclability, while minimizing carbon impact, in support of circular economy principles and priorities. Example: Get Amazon has launched "Frustration-Free Packaging" and pledged to eliminate single-use plastic in all our packaging across India.

• Carbon Footprint Reduction

Retailers are also looking to reduce their environmental impact through, for example, logistics efficiency, electric-powered delivery fleets, and the use of renewable energy in stores as well as engaging in carbon offset activity. This win-win solution cuts greenhouse gas emissions throughout the value chain, and draws eco-conscious consumers.

Example: IKEA employs solar panels at stores and warehouses with a goal of being climate positive by 2030.

• Fair Trade and Ethical Labor

People and governments are also demanding transparency around labor practices, wages and working conditions on countries' supply chains. Ethical labor also means contacting for safe workplace, fair pay and treating employees as humans especially in third world countries. Fair trade is a high value stamp of approval which brands can use to earn the trust and loyalty of consumers over time.

Example: Patagonia and Levi's are some of the most famous for their record in ethical sourcing and worker welfare across their manufacturing networks.

• Waste Management

Due to inappropriate packaging and overstock, lack of remaining market waste can be more favourable to the environment. Retailers are embracing the circular economy–reducing the amount of garbage going into landfills by finding ways to recycle, repair, resell returned items

or donate unused goods. Intelligent inventory management and reverse logistics can help perpetuate this trend towards waste reduction. Sample: H&M runs a collection program for garments to recycle your used clothing and put the recycled fibers back into new material.

• Brand Purpose Marketing

Sustainability and social impact are central tenets of a retailer's brand messaging today. Ethically focused consumers who want to support a brand that reflects their values will react well to purpose-led marketing. This move transcends product attributes to focus on environmental sustainability, social and community engagement. "Example: TOMS promotes its 'One for One' model [where for every product purchased, the company helps a person in need], tying commerce to impact.

Examples:

H&M Conscious Collection focuses on eco-friendly fabrics, and clothing recycling initiatives.

The Body Shop is an advocate when it comes to cruelty free beauty and ethical trade.

Patagonia prides itself on environmental initiatives and donates funds to conservation efforts.

Challenges: Greenwashing claims; cost of sustainable initiatives; and skepticism if not third party certified ethical claims

"Activity: Mapping Retail Challenges and Trends in Real Brands"

Learners will form groups and choose one Indian or global retail brand (e.g., Tata CLiQ, Amazon, Lenskart, Nykaa, IKEA). Each group will identify and document how their chosen brand addresses at least three of the five key trends and challenges discussed in this unit. They will use primary (store visits, app demos) or secondary (news articles, videos, brand websites) research methods. Groups will present their findings in a visual format—timeline, infographic, or dashboard—to showcase how these strategic elements play out in real time.

1.3 Consumer Behavior and Buying Habits

A retail consumer is a buyer who acquires goods or services from a retailer for personal, non-business purposes. Retail consumer unlike business buyers or wholesaler final user in supply chain who purchases product in smaller quantity for personal or household use.

Source:

Levy, M., Weitz, B. A., & Grewal, D. (2019). Retailing Management (10th ed.). McGraw-Hill Education.

1.3.1 Understanding the Retail Consumer

Retail customers are consumers who buy products and services for personal use and not for resale or business use. A deep understanding of what drives them and how they act is critical for successful retail strategy.

• Need-Based Behavior

Retail needs are of different kinds which urge the consumers to make decisions. Functional needs involve the basics — groceries, medicine — while emotional needs contribute to purchases in categories such as fashion and beauty. Symbolic needs are related to social position or self image, such as sales of luxury goods. Knowing the type of need assists retailers in positioning products and creating messaging accordingly. Sample sentence: Buying a designer handbag satisfies symbolically motivated needs (in the way buying an array of vegetables does not)."

• Information Search

And today's consumers proactively gather information from a variety of places — online reviews, social media influencers, friends' recommendations and product demos. Such behavior spans product categories and has a considerable effect on purchase choices. Retailers need to safeguard digital reputation and maintain uniformity throughout all touchpoints, in order to establish a buyer’s trust. Example: Buyers of electronics often look at YouTube reviews and comparison websites before deciding between models on marketplaces such as Amazon or Croma.

• Channel Preferences

Preferences for shopping channels among consumers are diverse. (Some would rather shop in-store so they can touch and feel product and receive personalized service, while others prefer to order online for ease of use and breadth of selection. Many display hybrid habits — browsing on the web and buying in the real world, or the other way around — thus requiring robust omnichannel integration.

For example, a customer may go into a Nike store to measure-up shoes for size and comfort, but buy online later from the same brand at a higher discount or with more cashback.

• Psychographic Profiles

Through psychographic segmentation, retailers are able to segment customers according to lifestyle characteristics, personality attributes, attitudes and values. This transcends demographics to provide richer behavioral insights that pertain to more targeted marketing and product development capabilities. It’s a way for brands to emotionally connect with the consumer who holds those like-minded values or aspirations.

Example: A brand such as FabIndia is attractive to consumers who look for tradition, sustainability and mindful consumption-patterns more closely corresponding with a certain type of psychographic.

• Digital Behavior

The retail journey is dominated by mobile and digital touchpoints. For one thing, consumers frequently pull up their smartphones to compare prices, read reviews and check whether a product is available even while inside physical stores. This is behavior that proves the influence mobile-optimization, real-time matching stock and attitude of digital relationship first have.

Example: Inside a Decathlon store, a shopper may scan a QR code to see the specs of a product or to check if another size is available online.

• Demographic Variations

Demographics — age, sex, income, education and occupation — influence what consumers buy, how much they are willing to spend and what they expect to happen when they visit a store. Younger users may prioritize something cool and tech-enabled, the way demographic cohorts in the world of retail may birthday segments with specific notions to target or segments based on what those people value over all else.

Example: Millennial customers may frequently make purchases on apps such as Myntra or Nykaa; the older ones might go to stores like Shoppers Stop for that human touch.

• Shopping Frequency and Basket Size

Urban consumers are known to visit the markets more often, but buy less on each trip, as part of their fast-paced lifestyle and smaller families. On the other hand, the rural consumers or price sensitive customers generally like to buy in volume for savings on purchase price and efforts. Retailers have to merchandise inventory and promotions so. For instance, an urban customer could buy groceries through Blinkit every two days while a rural shopper might go once a month to the local supermarket for bulk stock-up.

• Trust and Brand Perception

Trust is a vital element in retail choices. Customers want same brand experience, product consistency and perfect after sale service. A good experience leads to long-term loyalty, just like one bad transaction can lose a customer in the fierce competition.

For example, Apple's high trust is based on unparalleled quality and reliable service along with a large ecosystem that renders customers willing to pay higher prices.

• Purchase Timing

Consumer Purchase Behavior is Driven by External Timing Triggers. These may include seasonality, holidays, pay days or promotions, such as flash sales. That's what retailers need to sync up with: the peak demand times and inventory plans, marketing messages, offers.

Example: During Diwali or end-of-season sales, categories like electronics, fashion and home decor witness significant spikes in platforms such as Flipkart and Amazon.

1.3.2 Factors Influencing Buying Decisions

Retail consumer purchase decisions are shaped by a number of intrinsic and extrinsic factors. Knowing them allows retailers to develop a successful merchandising and pricing strategy.

• Personal Factors

Consumer behavior is influenced by personal attributes. Buying behaviour is heavily impacted by age and life stage—teenagers desire fashionable, affordable products, especially the fast fashion of today; wearers tend to grow up over time and favour practicality, durability & comfort. Preferences are also influenced by lifestyle and personality; the health-conscious person may like organic or eco-friendly products, while the technology enthusiast enjoys looking for cutting-edge gadgets. Occupation and income level further influence the purchase behavior—higher disposal income leads to preference of premium brand, frequent purchases, and low sensitivity to price promotion.

Example: A young professional who works in IT and has a disposable income may purchase premium headphones, while another student might instead buy from a low price point item with no fancy features.

• Psychological Factors

Cognitive and affective processes internally shape how consumers react to any particular retail offering. Perception is about how people perceive messages from the brand, product packaging and visual cues, which lead to purchase decisions. According to Maslow's hierarchy, purchasing behavior is also motivated at different levels—safety motivates people to have health insurance; belongingness leads them to buy brands of clothes; and esteem even leads them into buying luxury watches. Attitudes and beliefs constructed from past experiences and values will also determine consumer's preference for a product or brand.

Example: A sustainably-inclined consumer may boycott fast fashion brands out of concern for the planet irrespective of trends or price.

• Social Factors

People are led in retail decisions by social environments. Family is a critical factor in such purchases as food, health care and education. Friends, colleagues and peers– who are themselves found to influence purchases in fashion products or gadgets and lifestyle - bring

changes in social norms or by comparison. Increasingly, social media influencers are modern-day role models for Gen Z and millennials in particular. Their reviews and product demonstrations, not to mention endorsements — leave a lasting impression that can sway purchasing behavior in sectors like beauty, fashion and tech.

Example: A young adult might buy a skincare product endorsed by a YouTuber, not through the conventional route of advertising.

• Cultural Factors

Long-term preferences as well as seasonal purchasing behavior are influenced by cultural values and traditions. Product categories are influenced by traditions and norms—for example, ethnic clothing during marriage or religious stuff in spiritual worship. Festivals such as Diwali, Eid and Christmas result in expected surge in demand for retail goods of particular categories such as home decoration items, apparel and electronics. Language preferences count for something: with regional language packaging and advertising, trust, comprehension and connect can be strengthened—particularly in Tier II and Tier III cities.

12

Sample: By Pongal in Tamil Nadu, retailers typically witness an uptick in sales of traditional wear and kitchen appliances pushed through a Tamil language campaign.

• Situational Factors

These are the variables which influence consumers' desires to buy and consume a product. The environment of the store including lighting, music and cleanliness can impact customer dwell time and impulse purchasing. Pressure of time and occasion also count: customers behave differently when they are looking casually than when they are shopping for an event or within time constraints. Excerpt: A shopper visiting the site for that last-minute birthday gift might favor speed, availability and trust over price or brand loyalty.

1.3.3 Consumer Decision-Making Process in Retail

The retail consumer’s decision journey is made up of a number of different steps, which allow marketers to position their offering more strategically as each stage.

Problem Recognition

o It begins when a customer perceives the need o is faced with a problem. Mass Programming Example This could be due to an advertisement, an inade- quacy of a product that we would like to change by acquiring new products, or even peer pressure or simple intrinsic motivation!

o Example: A customer finishes a bottle of shampoo, or sees an ad for a new perfume.

Information Search

o Consumers collect information from outside sources (Google, you tube reviews, in store promotions) and internal memory (past experience).

• the level of involvement influences depth—less for frequently purchased goods and more for higher investment or technical products.

Evaluation of Alternatives

o Shoppers are evaluating product attributes, pricing, offers/brands, service level and availability.

o In the purchase, factors such as product comparison sites, customer reviews and influencer content have a significant influence.

Purchase Decision

o Convenience and availability of stocks, special offers, peer validation determine the last purchase.

o Indecision, payment problems or cold feet can cause delays.

Post-Purchase Behavior

o Service and quality of product are determinants of consumer satisfaction.

o Poor satisfaction results in returns, complaints or bad feedback; good satisfaction results in repeat purchase, loyalty and recommendation.

Omnichannel Impact

o Online cart abandonment, re-targeted ads, and social proof have reached beyond the traditional stages of decision-making in contemporary retail.

1.3.4 Role of Brand Loyalty and Switching

Brand loyalty and switching trends determine the stability or volatility of a retailer's customer base, and ultimately impact long-term profitability as well as marketing ROI.

1.3.5 Cultural and Regional Variations in Buying Habits

Consumer tastes differ widely by culture, region and community with potential contrast in product choices, pricing structures, packaging size or style and promotional support.

• Language and Communication Brand Loyalty

Brand loyalty consists of a consumer making repeated purchases of the same brand over time, even as competing brands are available. It is created through a combination customer

contentment, emotional loyalty, perceived quality and trust (which represents the result of routine contact with service providers). Loyalty varies from mere repeat purchasing through to absolute insistence that the product is purchased despite everything else. Brand affinity is reinforced further through tools like loyalty programs, early bird offerings, and personalized communication. They are less sensitive with price and generate referrals and constructive feedback. Loyal customer is expensive to find. Example: Apple has strong brand loyalty and many customers are willing to shell out a premium price to upgrade to the latest iPhone.

• Brand Switching

Switching of brands can be described as when consumers are changing their brand preference to another, whether it is temporary or permanent. Price sensitivity, bad customer service, lack of variety, competitive offers or achievement of a lower standard are some reasons for such behavior. Switching can be opportunistic — hunting the deal, exploratory — trying out new brands or reactive — when something goes wrong. Online shopping and comparison tools have made switching both more frequent and easier, as consumers can effortlessly check out competitors and change preferences.

Example: A user that moves from Uber to Ola because the surge price is a bit lower, demonstrates opportunistic switching.

• Influencing Factors

A few factors fuel loyalty or prompt switching. You still need a good product for it to work; predictable quality makes less likely that target group is lost to competitor. Customer experience and service, as well delivery speed are also critical. Rivals can draw in customers with aggressive pricing, better packaging or special promotions. And innovation — a new product feature, upgraded technology or trendy style — can pull attention away from existing brands. Example: Introduction of foldable smartphones by Samsung wooed buyers who were loyal to other Android brands.

• Retailer Strategy

Retailers need to be careful about how much it costs to acquire new customers versus keeping the old ones. Although bringing in new buyers is nice, keeping them loyal usually means higher long-term profits. You also can reduce churn by building brand communities, investing in customer care and continuously innovating.

Customized reward systems, and good after-sales service serve to reinforce trust and reduce switching risk.

Example: Starbucks incentivizes retention through its app-based rewards, community engagement, and reliable in-store experience.

• Festivals and Rituals

Predictable spikes in demand for retailers can be caused by religious or cultural festivals. Festivals such as Pongal in Tamil Nadu or Bihu in Assam, and Diwali across north India would witness spurt in the sales of food, clothing, jewellery and household items. Frank said retailers will sometimes introduce festival-specific SKUs and targeted promotions, not only with regard to product but also marketing. It is a seasonal demand which necessitates accurate inventory planning.

Example: E-commerce platforms unveil electronics and fashion bundles at Diwali, traditional retailers advertise gold and festive wear.

• Cultural Norms and Sensitivities

Retail tactics are largely determined by the cultural context. Modesty norms could influence fashion choices and other categories like alcohol, meat or luxury items may be restricted or less visible in states with religious or social taboos. Retailers must use caution in their advertising, packaging and displaying of products so as not to incur cultural backlash.

As an example: Ads for clothing in conservative countries will often not picture anything else but traditional attire that cover up the body from head to toe, without showing overly modern or scandalous cuts.

• Price Sensitivity and Bargaining Culture

Pricing is perceived differently by different age groups and regions. Bargaining is still typical when shopping in rural areas and among older shoppers, especially where open-air markets and small kiosks are concerned. Urban youth, however, are moving away from the haggle-and-bargain way of life and find ever more value in a fixed-price (and self service) approach that values transparency over negotiations, not to mention time savings. Price should be re-evaluated by retailers.

Example: Street shopping in Delhi

• Shopping Companionship

Social participation differences related to shopping behaviors also exist. In more community-oriented areas, shopping is a group activity for the family, making grocery, clothing or household decisions in concert. In urban areas, shopping is often done alone or with one's nuclear family. Gender roles also impact decision-making, generally where women make decisions on household purchases and men influence more expensive or technology-related purchase.

Example: The weekends, when in smaller towns whole families show up, versus urban millennial solo or app-based shopping.

• Store Format Preferences

The divergence in store formats follows a metro- vs. nonmetro split. Urban consumers are drawn to malls and organized retail, in search for the benefit of under one roof branded merchandise, entertainment and convenience. Traditional street markets, kirana stores and weekly haats dominate in smaller towns and rural areas, mainly due to pricing, ease of access and local trust.

Example: Phoenix Marketcity in Bengaluru serves metro shoppers, while weekly haats are a necessity for villagers in states like Madhya Pradesh and Bihar.

"Activity: Mapping Retail Consumer Personas Across Regions"

Learners will conduct a mini field study in small groups by visiting local retail outlets (e.g., kirana stores, malls, or online platforms). Each group will identify and profile two contrasting consumer personas—one from an urban region and another from a rural or culturally distinct region. They will analyze differences in buying behavior, product preferences, price sensitivity, brand choices, and shopping frequency. Observations will be gathered via short interviews (with store owners or consumers) or online reviews. Students will then create persona profiles using visual templates and present how retailers could tailor offerings to suit each persona's buying habits. This activity helps develop a hands-on understanding of segmentation, regional customization, and behavioral insight in retail marketing.

1.4 Impact of Digital Transformation on Retail

The Digital Transformation has uprooted Retail as we used to know it – changing the way the consumers connects with brands and they do business. E-commerce, mobile apps, AI-based personalization and digital payments have all improved convenience, speed and enjoyment. Retailers leverage advanced analytics and automation to optimize their supply chains, increase inventory accuracy and support omnichannel strategies. But it also has its downsides in terms of cyber security risks, expensive IT infrastructure and the race to innovate before your rivals do.

1.4.1 Role of E-Commerce and M-Commerce

• Expansion of Reach

By daniel montemerlo e-commerce allows retailers to make geographical boundaries changes in state web-based sales taxes new sources of revenue for states and political questions at the federal level recently, two countries, and even overseas locations without having a physical presence. This expands consumer choice and increases penetration.

Example: The online delivery by Flipkart and Amazon to towns in Tier II and III has broadened accessibility, beyond metropolises.

• 24/7 Availability

Even though there is a lockdown, e-commerce sites are available 24 hours a day for people to shop whenever they wish. This availability helps buyers who are time sensitive and enables global transaction between different time zones. Example: Amazon Prime customers can order late at night and receive same-day or next- day delivery of basics.

• Cost Efficiency

E-commerce business is more cost-effective compared to mortar and brick stores, because they don't have to pay rental stores, maintain the electricity light and keep employees. They depend on centralized warehousing and online storefronts to be efficient.

Example: Nykaa began as an online-only destination, keeping overheads low before scaling up with offline stores.

• Customer Convenience

Customers love the convenience of home delivery, flexible payment options such as COD or EMIs, and easy returns. This accessibility leads to increased adoption rates and purchase reiteration.

Example: Myntra offers doorstep delivery, hassle free return & instant refund that increases trust of the customers.

• M-Commerce Growth

Smartphones have driven a surge in mobile commerce, allowing consumers to shop and buy on the move. Shopping fast and seamless with push notifications and app features. Example: Zepto utilises mobile apps to enable on-the-spot grocery ordering with delivery in 10-20 minutes.

• App Ecosystem

White-labelled shopping apps drive strong engagement with unique discount rates, loyalty rewards and a quicker checkout process - we're putting retailers closer to their consumers.

Example: Starbucks mobile app includes benefits in the form of reward points and early access to new menu options, promoting return visits.

• Personalization Capabilities

Digital platforms leverage cookies, GPS data, behavioural tracking etc to recommend products fitting the consumers they serve.

Example: Amazon provides “Frequently Bought Together” and “Recommended for You” based on browsing and purchase history.

• Integrated Payment Systems

U2ROPS and quick payments using UPI, digital wallets, QR codes and BNPL options have ensured that transactions are easy to process lowering cart abandonment costs.

Illustration: E-commerce portals integrate with Paytm and PhonePe for instant payments and cashback offers.

• Customer Acquisition Channels

E-commerce is also a marketing engine, using SEO, affiliate networks, influencer tie- ups, or retargeting to acquire and lock-in buyers.

Eg: Myntra partners with fashion influencers they would run campaigns during their End of Reason Sale which brings in new customers.

• Omnichannel Synergy

E-commerce is linked with offline through click-and-collect, in-store returns and ship-from-store models to ensure a seamless shopping experience.

Example: Reliance Trends enables online shopping and offline collection/return.

• Q-Commerce and Its Impact

Fast (Q-Commerce) is increasing consumers’ expectations with delivery promises that are blistering fast, ranging even between 10–30 minutes. It's convenient, but it puts the squeeze on old-school brick-and-mortar stores and regular ol’ e-commerce models to play catch-up in fulfillment. Q-Commence is based in large part on hyperlocal dark stores, AI-enabled demand prediction and efficient last-mile logistics.

Example: Start-ups like Blinkit, Zepto are all delivering groceries within minutes, prompting even supermarkets and e-commerce players (BigBasket included) to launch express delivery services to stay in the game.

1.4.2 Integration of AI, AR/VR, and IoT in Retail

• Artificial Intelligence (AI)

AI is now central to contemporary retail, allowing demand forecast, personalised product recommendations, dynamic pricing and operational enhancement. Retailers utilize AI to forecast customer demands during high season, recommend items that complement a product and even dynamically tweak prices according to the competition or consumer demand.

For example: Amazon employs AI-powered recommendation engines to upsell and cross-sell.

• Chatbots and Virtual Assistants

Chatbots enhanced with AI automate customer service tasks by answering questions, updating orders, making product recommendations and supporting purchases. These software solutions lessen the need of human effort and still manage to offer support 24/7. Virtual teachers will also boost engagement with customized recommendations.

Example: H&M's chatbot on its website advises users on outfit choices and sizes.

• AR (Augmented Reality)

6 - Augmented Reality Overcoming the gap between digital and physical experiences, customers have the option to see products beforehand. Whether it's a virtual try-on experience in fashion, or making the decision on where to place furniture on home decor, AR makes people more confident about their buying decisions.

3

Example: IKEA's AR app allows customers to see what furniture would look like in their homes before they order.

• VR (Virtual Reality)

Virtual Reality allows immersive shopping, by simulating in-store experiences on the web. Users can explore virtual racks, traverse spaces and recreate shopping trips from home, a combination of interactivity and ease.

Example: Alibaba has tested VR stores where users can virtually shop in showrooms.

• IoT (Internet of Things)

IoT incorporates intelligent devices in the retail process, it can be RFID tags, sensors, smart shelves. Such technologies also enable real-time inventory monitoring and prevent stock-outs, promoting automation of warehouse management.

Example: IoT sensors in Walmart warehouses regulate the temperature of perishable items.

• Smart Fitting Rooms

I n-Store AR mirrors, on the other hand would enable customers to try clothes virtually, switch between colors or sizes and get immediate personal recommendations. Not only does this increase customer satisfaction, but it also decreases return rates. Example: Zara has installed smart mirrors at some stores that allow customers to try on different outfits without changing clothes.

• Personalization through AI

By processing browsing history, prior transactions, and demographic information through AI algorithms, online merchants are able to provide personalized product suggestions, targeted

promotions, and tailored content. This leads to more interesting and topical customer journeys.

Example: Nykaa uses AI to suggest skin care and beauty products according to personal preferences and purchase behavior.

• AI in Supply Chain

AI is critical for the recharged retail supply chain because it uses advanced analytics to forecast demand, optimize delivery routes, and track orders in real-time. That precision translates into better control over inventory, reduced costs and faster delivery times.

Example: Flipkart uses AI to predict the festive season demand spikes and also optimize supply chains.

• Predictive Analytics

You can use predictive analytics to predict future customer behavior – like churn risk, cart abandonment, or likely product bundles. It also optimizes marketing, retention and sales.

Example: E-commerce marketplaces such as Shopify offer tools for sellers with predictive analytics to find product bundling opportunities.

• Voice and Visual Search

Customers rely on AI-empowered voice assistants or visual search tools which help identify products with spoken-word requests or by uploading a picture. These advances make it easier to find and reach a broader range of customers.

Example: Myntra's visual search tool lets people submit photos of clothing to see similar items for sale right away.

1.4.3 Big Data and Analytics in Retail Decision Making

• Customer Insights

By using Big Data, retailers can process millions of customer transactions, browsing histories and in-store interactions to learn more about shopping habits. This knowledge helps business to anticipate what consumer need is likely to be, how behaviour may change and what new preference may develop.

For instance, Amazon leverages customer data to suggest commonly purchased together items which enhances cross-selling.

• Personalized Marketing

Using demographics, past purchases and location data to segment customers, retailers are able to send highly targeted messages, promotions and product suggestions. This increases engagement and conversions, and reduces wasted advertising dollars.

Example: Myntra sends a personalized push notification about discounts on products similar to the ones a user has browsed for.

• Demand Forecasting

Past sales, time of year online purchasing trends, social media trends and even the weather can all be used to predict future demand. Good forecasting prevents both stockouts and overstock. For instance, BigBasket employs demand forecasting to predict fresh produce sales spikes in festivals.

• Dynamic Pricing Models

Big Data Real-time pricing strategies can be informed by Big Data through the analyses of competitor prices, demand-supply fluctuations, and inventory levels. Retailers can set prices flexibly to maintain their competitiveness and profit margin.

Illustration: The Uber surge pricing definition is an example of how dynamic pricing immediately reacts to switching in demand.

• Inventory Optimization

Analytics picks up on fast-moving SKUs, predicts out-of-stocks, and automatically encourages restocking. This shrinks the cost of carrying costs while guaranteeing product availability and consequently, enhancing total inventory efficiency. Example: Walmart applies predictive analytics to monitor the demand of the product across different stores and improve replenishment.

• Customer Lifetime Value (CLV)

With Big Data, retailers can assess the long-term value of customers by looking at purchase rate, average spend and loyalty. This makes it possible to prioritize retention campaigns on valuable customers. Example: Starbucks leverages CLV stats to personalize rewards for its highest paying app users.

• Churn Analysis

Sensors of disengagement like decreased purchase frequency, or negative feedback helps to find at-risk customers. That way a retailer can step in with tailored offers or service recovery.

Example: Netflix uses churn models to suggest content that keeps disinterested viewers engaged.

• In-Store Behavior Tracking

Retailers are being fed up with such methods and that's why use heatmaps, cctv analytics, IoT sensors to monitor the traffic of customers inside their physical stores. Footfall information provides insight into ways to optimize store layouts, placement of products and promotions. Example: Decathlon employs heatmapping to discover red zones, i.e. common spots in the store for promotional installations.

• Product Development

Customer feedback, reviews and social media conversations provide invaluable contributions for improving existing or developing new products. Retailers use analytics in order to find unmet consumer needs or popular tastes. Example: Nike uses customer feedback to release shoes that match different sports needs.

• Operational Efficiency

Data analysis Logistics companies can use data analytics to increase efficiency by analyzing store performance, supplier dependability and logistical obstacles. This proactive monitoring leads to cost savings and smoother operations throughout the supply chain." Zara, for example, uses supply chain analytics based on data to restock stores sometimes even twice a week to ensure fresh stock.

1.4.4 Changes in Retail Formats and Store Design

• Experience-Centric Stores

They also offer experiential areas, where shoppers can try out products, join in demonstrations or sit back in lounges. These formats drive engagement and create emotional relationships towards brands.

Example: Apple Stores around the world are experience centers where customers can test devices and participate in workshops.

• Showrooming

Showroom locations have very little inventory for immediate access, but they allow for product testing. Shoppers browse, order digitally and get home delivery: In China, the physical meets the digital. Illustration: Try and Buy at Lenskart showrooms lets customers try frames with different sizes in store and order their desired variants online.

• Pop-Up Stores

Pop-up shops enable brands to create buzz, test the waters of a new market and boost sales during season or around an event. These installations foster scarcity and demand for consumers.

Example: Adidas, for example, has a habit of releasing special-edition sneakers through temporary stores in urban centers.

• Hybrid Formats

Stores are being equipped with more and more digital touchpoints such as QR codes, kiosks, digital screens to enable online ordering, self-serving for checkouts or real-time product information. This bridges the online–offline gap. Example: Decathlon uses in-store kiosks, linked to mobile apps, for a seamless browsing and ordering experience.

• Smaller Footprints

Because real estate is expensive and cities are crowded, retailers are instead going for small stores with technology to allow customers to view products digitally and place an order.

Example: In India, IKEA introduced smaller urban studio stores which began with the customer browsing designs digitally and then placing orders.

• Modular Layouts

Stores have contemporary interchangeable floor plans that can be rearranged quickly as new products are introduced, products go on special or seasonal changes occur. This adaptability maximizes space utilization.

Example: Lifestyle stores in India often revamp racks for the festive wear collections during Diwali or Eid.

• Touchless Interactions

Touchless, which has been a buzzword since the post-pandemic safety measures have been in effect, can be experienced in technologies like automatic doors and touch-less touch points (motion-sensor dispensers, contactless payments) that are now installed at every corner of the indoor place. Example: During and after COVID-19, Starbucks pushed contactless ordering and digital payments via its mobile app.

• In-Store Digital Signage

Digital screens in stores display videos, reviews, promotions, price updates in real time allowing for more interesting and interactive shopping experience.

Example: Reliance Digital stores use digital signage to showcase product features and flash live offers.

• Sustainability Elements

Conscious shop design focuses on renewable materials, energy-saving light and natural ventilation. These initiatives attract green consumers, who are environmentally conscientious, and help to reduce operating expenses. Example: H&M's stores are made of recycled

materials and operate on energy efficient systems to drive the brand's long-term sustainability goals.

• Data-Driven Layouts

Utilising heatmaps, sensors and footfall analytics retailers can enhance store layouts and shelf placements to make sure that high-demand items are placed in the most visible spaces for maximum conversions.

Example: Walmart uses data analytics to design planograms that encourage unplanned buys.

1.4.5 Cybersecurity and Digital Trust in Retail

• Data Protection Obligations

Data such as payment details, delivery addresses and even online browsing behaviour of customers are harvested by retailers. They have to work with strong security procedures to prevent this data from being misused, leaked or stolen.

Example: Amazon uses state of the art encryption and secure servers to ensure user information protected during all transactions.

• Cyber Threats

Retail Remote risk: Phishers and ransomware, data loss and credit card fraud With phishing emails pinging back and forth at a rate of nearly 700 per second this holiday shopping season from RCE (retail-cyber-extortion)-spouting cyber scammers to those distributing the "anonymous" Mushtik malware on their (holiday) cards, retailers are clearly in the crosshairs. These threats aim for consumer data and retailer IT systems, which can cause disruption and loss of trust.

Example: In 2013, Target suffered an enormous data breach which saw the details of more than 40 million credit cards posted online.

• Secure Payment Gateways

Merchants should use secure, PCI-DSS-compliant payment mechanisms. That is less of a risk of fraud and provides confidence to Web shoppers.

Instance: PayPal and Razorpay are a couple of secure encrypted gateways in use by Indian merchants.

• Regulatory Compliance

Previso n global e local norms as aimed data protection also make it important to follow the laws so that one would not find him/herself aving penalties or legal problems. Frameworks

such as the EU's GDPR, India's IT Act and the proposed DPDPA help inform good data handling.

Example: Flipkart revised its privacy policy to conform to India's new data protection standards.

• Authentication Protocols

Two-factor authentication (2FA), OTPs, biometric verification – all of these are designed to prevent unauthorized access to customer accounts.

Case in point: Myntra and Amazon which mandate OTP verification for transactions that are of high value.

• Trust Signals

Visible trust signals such as secured checkout symbols, SSL certificates and clear privacy policies are also used by retailers to create a perception of security for customers around data protection.

Example: E-commerce websites such as Nykaa flaunt checkout messages that remind potential customers of its "Secure Payment" stance.

• Customer Awareness

Teaching consumers safe digital behavior, including how to spot phishing links or avoid suspicious apps, is key to reducing fraud. Often, Rertailer send out notifications during high risk sale seasons.

Example: Banks and platforms such as Paytm regularly send reminders that no one should share their OTP with anybody else.

• Incident Response Systems

Quick discovery, quarantine, and remediation of cyberattacks help minimize damages. Robust incident response plans protect business continuity, and reduce harm to brand reputation. Example: Walmart has a cybersecurity team dedicated to breach response and protecting sensitive supply-chain data.

• Third-Party Risks

Delivering through delivery providers, fintech companies and tech vendors exposes supply chain risk. Retailers need to better vet and monitor their partners to avoid indirect breaches.

Example: A hijacked delivery app integration could be used to extract addresses and order details of customers.

• Brand Reputation

Cybersecurity directly impacts brand trust. One data breach can wipe out years of brand-building, resulting in lost sales, customer churn and PR crises and sowing the seeds for lawsuits.

Example: The 2018 fine for the British Airways data breach resulted not only in fines totalling hundreds of millions, but also in longer term damage to reputation and sales.

Knowledge Check 1

Choose the correct option:

1. What does AR primarily help with in retail?
   a. Voice search
   b. Virtual try-ons
   c. Credit scoring
   d. Dynamic pricing

2. Which tool is used for predicting customer churn?
   a. RFID
   b. Heatmaps
   c. Big Data analytics
   d. QR codes

3. What is showrooming in retail?
   a. Warehousing model
   b. Mobile-based shopping
   c. Store display with online order
   d. Virtual store simulation

4. Which of the following strengthens digital trust?

a. Pop-up ads

b. Basic passwords

c. SSL certificate

d. Colorful layouts

5. Which technology enables smart shelves and real-time stock updates?

a. AR

b. IoT

c. Chatbots

d. CRM

1.5 Summary

- Retailing may be defined as the sale of goods and services by a business unit to the ultimate consumer for personal and non-business use through various options based on store-based and non-store- based categories.
- The Retail sector has progressed a lot due to liberalization, technology, urban environment and changing taste of consumer.
- Key drivers for retail include omnichannel, personalization, sustainability and digital.
- There are some personal, social, cultural, psychological and situational factors which affect the consumer buying process.
- ϖ Retail Consumer is presented a decision making module by the organization, under which, he has to go through recognition Information search Evaluation Purchase Post purchase evaluation stages.
- Brand loyalty, switching behaviour and cultural differences have critical contribution in influence marketing strategy as well as product positioning.
- Digitalization in retail has brought in e-commerce, AI, AR/VR, IoT and big data for increased efficiency and customer interaction.
- Cybersecurity and Privacy have moved to the forefront of creating trust with the consumer in digital shopping environments.

1.6 Key Terms

1. Retailing -Sale of goods or service directly to the final consumer, not for resale but for use.
2. Omnichannel Retailing – The combination of multiple channels (physical and virtual) for an optimal buying experience.
3. Consumer Behaviour – The process such people follow prior to, during, and after making purchases; the reasons behind their selections.
4. Big Data – Collection of structured and unstructured datasets that are used for strategic decision-making.
5. AI (Artificial Intelligence) – Technology that mimics human intelligence to complete jobs like recommendations and automation in retail.
6. AR/VR – Augmented and Virtual Reality used for virtual product interactions, to elevate the customer experience.
7. What is Brand Loyalty?
8. E-commerce – The process of buying and selling of products or services online.
9. Internet of Things (IoT) – A system of interrelated computing devices and machines, objects, animals or people that are provided with unique identifiers and the ability to transfer data over a network without requiring human-to-human interaction.
10. Cybersecurity – Tools and technologies designed to protect digital systems and customer data from access by unauthorized parties.
11. Q-Commerce (Quick Commerce) is a super-fast retail model that gets products, mostly groceries and essentials, to people in a time frame of 10 to 30 minutes around small punchy dark stores and last-mile delivery networks.

1.7 Descriptive Questions

1. Explain what retailing is and describe how it fits into the supply chain, using examples from both brick-and-mortar and e-commerce.
2. Explain the transition of Indian retail and mention the main drivers of this transformation.
3. Distinguish between store based and non-store based retailers with at least two examples of each.
4. Discuss the major trends that characterise the contemporary retail marketing strategies with occasional reference to examples.
5. Explain the effect of omnichannel retailing on customer service and inventory control.
6. Discuss main psychological and cultural issues in consumer purchases.
7. Explain how consumers make decisions in retail in the modern marketplace.
8. What are the key drivers of brand loyalty and brand switching in retail?
9. Examine the Impact of AI, AR/VR and IoT on Retail Customer Experience.
10. Why is cybersecurity relevant for digital retail, and how can retailers establish digital trust with consumers?

1.8 References

1. Kotler, P., Keller, K. L. (2016). Marketing Management (15th ed.). Pearson Education.

2. Berman, B., & Evans, J. R. (2013). Retail Management: A Strategic Approach (12th ed.). Pearson.

3. Levy, M., & Weitz, B. A. (2012). Retailing Management (8th ed.). McGraw-Hill.

4. Laudon, K. C., & Traver, C. G. (2020). E-commerce 2020: Business, Technology, Society. Pearson.

5. Dawson, J. A., & Mukherjee, S. (2009). Handbook of Retailing in Europe and Asia. Routledge.

6. Ramaswamy, V. S., & Namakumari, S. (2013). Marketing Management: Global Perspective, Indian Context (5th ed.). McGraw-Hill Education.

7. PwC India (2023). Retail and Consumer Outlook: The Digital Pivot.

8. Deloitte (2022). Future of Retail in India: How technology is reshaping the sector.

Answers to Knowledge Check

Knowledge Check 1

1. b. Virtual try-ons
2. c. Big Data analytics
3. c. Store display with online order
4. c. SSL certificate
5. b. IoT

1.9 Case Study

"Revamp Retail: The Strategic Reinvention of UrbanKar"

Introduction

Background UrbanKart is a mid-sized urban lifestyle retail chain that started in 2014 with premium fashion and home essentials catering to young professionals in Tier 1 cities. The brand initially had a strong footfall, operating from physical stores in metro malls. But the

market post-2020 was a whole different consumer landscape -defined by digital expectations, environmental awareness and an ever-changing competitive pressure. Strtein, Founder-CEO, UrbanKart At a time when it was grappling with stagnant revenues, high churn rates and increasing operational costs UrbanKart kickstarted a multi-faceted retail transformation.

Background

UrbanKart's early success was based on a curated store experience, a superior product & mall-based locations. The company didn't invest early in digital capabilities or customer data systems, thinking its store-focused model provided a distinctive advantage. By 2019, fierce competition from e-commerce players, increasing customer demand for personalization, and the digital wave sweeping over post COVID-19 showed signs of structural weakness in UrbanKart's retail model.

Those at the top understood that to survive in prosper in the new retail environment, a more comprehensive understanding of changing consumer habits, digitalization and sustainability was needed.

Problem Identification 1: Low Competence and Insufficient Omnichannel Capability

• Problem: UrbanKart did not have an e-commerce platform, a mobile app or any customer-facing digital interface. The brand was bleeding to tech-enabled competitors that wooed customers with convenience, mobile interaction and online delivery.

• Solution: The firm introduced an e-commerce platform incorporating apps. They offered click-and-collect services and permitted in-store returns for online purchases. They maintained an up-to-date product status and a consistent customer experience by syncing inventory systems between channels. Smart digital marketing investments expanded reach and connected with the audience online.

Problem 2: Inadequate Knowledge on Consumer Behaviour And Triggers Of Decision.

• Issue: UrbanKart didn't have any good data on who their customers were, what they were buying or why they were churning. Promotions were not targeted, and touchpoints were not personalized.

• Solution: The company installed a CRM and loyalty platform to gather such customer information. They started monitoring purchases, visits and cart abandonment. Armed with this knowledge, the marketing team developed micro-segmented campaigns reinforcing these segments and providing customer-specific discounts, products to try in their monthly box and emails that followed up on the experience. This leads to increased customer engagement and loyalty.

PS3: Utilization of Weak Ethical Positioning and Low-Integrated Sustainability

• The problem: There was growing consumer demand for transparency, sustainable and ethical sourcing. UrbanKart's packaging, product and waste collection was not matching these expectations.

• Solution: The company revamped its sourcing strategy to focus on organic textiles and fair trade suppliers. Environmentally friendly packaging and a product recycling program were introduced. UrbanKart also started to publicly disclose its sustainability efforts on the website and in-store advertising, which helped to build brand trust and reputation.

Conclusion

UrbanKart’s evolution from a typical store-rich retailer to an omnichannel, consumer-centric and environmentally responsible brand is a testimony of the significance of retail management in today’s ecosystem. Drawing upon omnichannel retailing, consumer behaviour analysis, digital transformation and ethical positioning perspective movements the company repositioned to meet consumers' modern expectations while protecting future growth.

Case-Related Questions

1. What were the major flaws in UrbanKart’s original retail strategy and how did changing customer attitudes reveal them?
2. Explain how the addition of omnichannel capabilities drove customer retention and operational efficiency for UrbanKart.
3. How did combining customer data and CRM solutions increase personalization and marketing success?
4. Explain the impact of sustainability and ethical retailing on consumer perceptions and brand loyalty.
5. What are the risks in sustaining UrbanKart's newly adopted strategies and what could be done to manage them?

Retail & E-commerce Strategy Unit 2 V3.docx

Retail & E-commerce Strategy_MBA_2

Retail & E-commerce Strategy_MBA_2

ATLAS SkillTech University

Document Details

Submission ID

trn:oid:::3618:127175514

Submission Date

Jan 30, 2026, 11:20 AM GMT+5:30

Download Date

Jan 30, 2026, 2:54 PM GMT+5:30

File Name

Retail & E-commerce Strategy Unit 2 V3.docx

File Size

59.5 KB

30 Pages

11,813 Words

71,992 Characters

0% Overall Similarity

The combined total of all matches, including overlapping sources, for each database.

Filtered from the Report

- Bibliography
- Quoted Text
- Cited Text
- Small Matches (less than 10 words)

Match Groups

2 Not Cited or Quoted 0%
Matches with neither in-text citation nor quotation marks

0 Missing Quotations 0%
Matches that are still very similar to source material

0 Missing Citation 0%
Matches that have quotation marks, but no in-text citation

0 Cited and Quoted 0%
Matches with in-text citation present, but no quotation marks

Top Sources

0% Internet sources
0% Publications
0% Submitted works (Student Papers)

Integrity Flags

0 Integrity Flags for Review

No suspicious text manipulations found.

Our system's algorithms look deeply at a document for any inconsistencies that would set it apart from a normal submission. If we notice something strange, we flag it for you to review.

A Flag is not necessarily an indicator of a problem. However, we'd recommend you focus your attention there for further review.

Match Groups

- **2** Not Cited or Quoted 0%
  Matches with neither in-text citation nor quotation marks
- **0** Missing Quotations 0%
  Matches that are still very similar to source material
- **0** Missing Citation 0%
  Matches that have quotation marks, but no in-text citation
- **0** Cited and Quoted 0%
  Matches with in-text citation present, but no quotation marks

Top Sources

0% Internet sources
0% Publications
0% Submitted works (Student Papers)

Top Sources

The sources with the highest number of matches within the submission. Overlapping sources will not be displayed.

1	Internet	
ckan0.cf.opendata.inter.prod-toronto.ca		**<1%**

Unit 2: Retail Strategy

Learning Objectives

1. Understand and differentiate between various retail formats and explain the principles of effective store design and visual merchandising.

2. Identify key factors influencing the choice of retail format and site selection for both physical and omnichannel retailing.

3. Evaluate the strategic role of retail location, including trade area analysis and the use of GIS mapping.

4. Explain the concept of merchandising and analyze how retailers plan and manage product assortments for diverse customer segments.

5. Explore category management, inventory turnover, and product lifecycle techniques to optimize merchandise performance.

6. Assess the integration of ethical, social, and environmental considerations in modern retail business models.

7. Examine how sustainable practices, such as green stores and fair trade initiatives, can influence brand reputation and consumer loyalty.

Content

2.0 Introductory Caselet

2.1 Retail Formats and Store Design

2.2 Location and Site Selection

2.3 Merchandising and Product Assortment – Part 1

2.4 Ethical, Social, and Sustainable Business Models

2.5 Summary

2.6 Key Terms

2.7 Descriptive Questions

2.8 References

2.9 Case Study

2.0 Introductory Caselet

"GreenEdge Retail: Building Strategy Around Purpose and Place"

GreenEdge Retail, in 2018 ventured into the Indian market with one clear vision – integrate value conscious merchandising with sustainable business counting practices. Positioned as a niche lifestyle brand, its stores would sell "ethically sourced" clothing, home decor and wellness goods under the same roof. What set GreendEdge apart was the balanced retail strategy based on Format, Location, Product and Purpose.

It decided to opt for high-density residential areas instead of setting up shop in premium malls. Through trade area mapping and GIS analysis, they pinpointed under-served urban clusters of ecologically-minded middle-income consumers. All stores were modularly designed and had energy-efficient lights, recycled interiors, and an open design for a free search. Intelligent shelving systems monitored what they held and made product recommendations in real time, integrating RFID and AI.

Merchandise planning was based on category management and seasonality. The Likha market had fair trade clothing, biodegradable kitchenware and locally made crafts. The marketing was about community – they held workshops for upcycling and sustainable living. These actions further supported the brand's commitment to ethics and increased in-store traffic.

This Growth Deep Dive is sponsored by GreenEdge's lead partner, BIF, and it's a success story: the company grew its footprint to 40 cities in just four years, based on a simple value proposition and direct-to-consumer model. Its suit is indicative of how retail strategy isn't about format or product but rather the synchronized alignment of every operational and experiential component behind a larger brand mission.

Critical Thinking Question

How did GreenEdge Retail utilize store format, location strategy, product assortment, and sustainability to develop a distinctive retail identity?What are some of the challenges it faces as it scales further?

2.1 Retail Formats and Store Design

Format and store design are two basic building blocks on which the retail business in a whole, is built. Retail format is the characteristic, bang type or model of retailing a businesses uses for the provision products and services to consumer. It includes the physical or online presence of the store, product offering, pricing strategy, customer service philosophy and shopping experience that it offers. The various types of retail formats include traditionally-located stores at specific geographic areas such as suburbs and cities, along with in-store retailing, small shops and kiosks through non-store retailing like online-shopping, Vending machines. In contrast, store design is all about the physical structure and appearance of a retail space as well as its operational layout. That includes the floor plan, lights and signage as well as how products are displayed, colors and customer flow patterns. Good store layout adds on to the beauty of the store, which also helps in displaying products more effectively; it provides neat, clean and orderly look to the entrance so that customers find no hassle while entering inside a shop. Combined Retail Format and Store Layout Exert on Customer Satisfaction, Loyalty, Operational Efficiency and Sales. Retailers need to strategically converge these two elements in order to meet the needs of their target consumers, stand out among competitors, and deliver an interesting and consistent brand interaction.

2.1.1 Classification of Retail Formats

Retail is the structural and operational format that receives customer's money in exchange for goods or services. These formats have different characteristics with respect to store size, product range, service level emphasis and ownership structure in addition to the type of operation. It is essential for retailers to comprehend different retail formats in order to match their own business model with those of target customers and the appropriate market position.

Department stores are, of course, massive retailing establishments that generally include a number of departments offering different product lines ranging from clothing to cosmetics and home appliances. These stores are centrally managed but offer customers one-stop shopping for a variety of products. Key examples include Shoppers Stop, Macy's and Lifestyle, which are recognized for their wide product assortment and edited shopping.

And then there are specialty stores: they specialize in one type of product or serve a precise market, but there they offer broad assortments and expert service within their limited range. These concepts appeal to consumers looking for quality, variety, and product education all in one place. While Lenskart deals with eyewear and optical solutions, Levi's is an expert in denim and casual wear and Hamleys offers an extensive collection of toys and games.

1 Supermarket A supermarket is a self-service shop offering a wide variety of food, beverages and household products, organized into sections. And The regulars group together in neat

aisles to make shopping more convenient and quicker. The supermarket tends to be a high-volume, low-margin business that focuses on the routine and regular consumables. For instance, Reliance Smart, More and Spencer's cater to urban and semi-urban consumers who seek regular grocery solutions.

Supermarkets and department stores have merged into hypermarkets. The cavernous big box stores offer a huge selection of food, apparel, electronics, housewares and more—all under one roof. Value seeking families, and bulk buyers shop at hypermarkets. A popular example is Big Bazaar in India or Walmart worldwide, which have high product variety and competitive pricing.

1 A convenience store, convenience shop, or corner store is a small retail business that stocks a range of everyday items such as groceries, snack foods, confectionery, soft drinks, tobacco products, over-the-counter drugs, toiletries, newspapers and magazines. Selections include snack foods, toiletries, beverages and over-the-counter medications; it is not unusual for them to be opened 24 hours. These stores provide convenience for regular needs or impromptu purchases and are available at stores like 7-Eleven and In & Out.

Category killers are big specialty retailers that saturate a category of goods so thoroughly they obliterate their competitors with vast selection and cheap prices. Their size and diversity frequently have the effect of pushing smaller competitors out of the market. Decathlon, for example, is No. 1 in sports and outdoor products, and IKEA is a global player in furniture and home furnishings.

E-retailing (online retailers) refers to the selling of goods and services on digital networks like the Internet. They've convenience, home delivery, scale and a targeted shopping experience driven by data analytics and AI. The front runners in this space, like Amazon, Flipkart and Nykaa among others have forever changed the way retail works by making shopping available at your fingertips; round-the- clock.

Franchise formats, finally, consist of franchisees managing respective outlets using an overall brand and corresponding business model. You may also be able to enter new markets quickly while keeping the brand and processes consistent. Successful franchise-based retailers in India, such as Subway, Domino's and FirstCry; all have scaled successfully by opening up tens of thousands of small local franchises to offer a consistent consumer experience.

These retail formats are organized to meet the needs of certain purchasing habits, product type and/or target population, and selection for a right format is important for success in retail.

Did You Know?

“One emerging retail format is the "Dark Store"—a retail outlet that resembles a traditional store but is not open to customers. These are used exclusively for fulfilling online orders quickly, especially in grocery and quick-commerce segments. Brands like Blinkit and BigBasket use dark stores to improve delivery speed while optimizing urban space usage.”

2.1.2 Factors Influencing Format Choice

Selecting the right format of retail is a strategic decision influenced by several interconnecting factors such as business goals, market conditions, customer needs and operational constraints. Target customers profile- The age, income, lifestyle and buying attitude directly impacting the suitable format. For instance, young, urban and tech-savvy consumers may be attracted to online or niche specialty stores that are convenient and personalized, while families or those who shop by value may prefer supermarkets or hypermarkets which offer wide choices under one-roof. The nature of the product category also matters—a case and point would be that, perishables and dailies are best sold in convenient stores or supermarkets because of high churn rates & low purchase cycle; the opposite where-only shops which have deep assortments, specialize formats and knowledgeable staff have growth opportunities are electronics, sport department goods (or) cosmetics. For fashion or beauty retail, experiential such as engaging store design and product testing are crucial for increasing consumer conversion.

Another important economic aspect is the size and location of the market. Big urban markets, which will have enough footfall to sustain larger formats like hypermarkets and department stores while smaller cities and towns (Tier II/III) pertain more to compact or franchise models which do not demand hefty investment by way of operations. Operational expenses and investment capabilities also play a key role in selecting a format. Bigger formats like hypermarkets can be expensive with high costs of property, inventory and personnel, a luxury new or regional retailers may not be able to afford. Meanwhile other routes to market such as franchising or e-retail, are both more affordable to enter and scale up. Additional context, such as a retailer’s brand position or broader strategy will also shape the decision—premium brands may open flagship and concept stores to deliver immersive, luxurious experiences; mass-market retailers might prefer discount, value or warehouse club stores to emphasize cheapness and numbers.

Consumer ease and availability are also key, even in densely populated or tech-savvy markets. Convenient For daily or emergency purchases, grocery stores are around the corner convenience, while e-retailers target customers who want the convenience of 24-hour service and home delivery. The competitive nature of the market is also a factor in shaping

formats. In already crowded supermarket markets, there may be more opportunity for a new operator with a specialty or hybrid format that responds to an unmet need. Finally, the presence and penetration of technology are key determinants for format feasibility. Digitally strong retailers can shift to on-line first or omnichannel models that combine physical and virtual retail. Technologies such as RFID tracking, AI-driven recommendations and self-checkout kiosks can also enable low-touch, easy store formats that meet the demands of today's shoppers. The ideal format is ultimately one that balances operational reality with customer need, market opportunity and thereby the retailer's long term strategy.

2.1.3 Principles of Store Design and Layout

The design of a store is an important consideration in the development of retailing, striving to provide the consumer with an environment that is not only functional but also aesthetically appealing and consistent with the retailer's image. First among the principles is Space Management: with this, the aim is to use floor space efficiently without being too overcrowded. This is usually possible through efficient fixtures, vertically designed space and paths that enable easy use. Another crucial concept is customer direction and flow. Retailers generally develop a pattern based on natural human behavior with something called the "right-hand rule" and decompression zones by store entrances. Supermarkets have a grid layout design for convenient functionality while lifestyle and fashion outlets are more likely to opt for free flowing layouts that encourage discovery and browsing. The idea of zoning and merchandising zones lends further support to strategic product placement, as many stores are divided into high-demand areas, promotional spaces, and impulse-buy hot-zones near the cash register. Key items are strategically located at the back of the store for crossover shopping.

Just as important are the visual elements of store design—such as brand colors, fonts, signage and lighting that's all reflective of an individual label — in creating a cohesive and visually impactful experience. Clean, bright shelves and product-dedicated lighting help shoppers see your products more clearly, making them more appealing to buy. Contemporary retail design also focuses on accessibility and inclusivity, making sure stores are accessible to everyone, including those with disabilities. This includes ramps, wide aisles, tactile floor indicators and accessible fixtures. Health and hygiene are fast-becoming non-negotiable aspects of design – particularly so in the retail environment post-lockdown. Retail stores must provide sufficient lighting, non-slip flooring, and highly visible exit signage, as well as consistent cleaning of high touchpoints to create customer confidence and comfort. Flexibility is another key, where adaptability and modularity offer the possibility of seasonal reconfigurations, pop-up displays, and rotating promotional areas. Modular fixtures and mobile shelves make it easy to switch up the store layout without disturbing operations.

Storefronts create a first impression and drive foot traffic as well. Open frontages, moving digital screens and themed installations bring life to the environment and enable a brand's personality to be shared as soon as you walk through the door. Crucially, to attract today's consumer — who is looking for an experience and not just a product — the modern store design must evolve. Retail spaces are evolving from product-led configurations to immersive experience-driven scenarios and often incorporate storytelling zones, interactive installations, or services tailored to the individual customer. Retailers are also stepping up their game when it comes to technology- and AI-based solutions to enhance the shopping experience. Augmented reality (AR) fitting rooms, interactive mirrors, smart shelves, mobile-guided navigation and AI-informed product recommendations aren't just convenient; they are the futuristic experiences that today's tech enthusiasts who attended your store for a hands-on experience expect. In conclusion, good store design is more than just a matter of shelves and signs now; but it's about getting an emotional, engaging environment that you want to keep going back into over and over as they continue visiting the store.

2.1.4 Visual Merchandising and Store Atmosphere

Definition." "Visual Merchandising (VM)" *— is the activity or profession of promoting sales of products and services by producing and creating visual display to maximize consumer interest, encouraging purchases, while stimulate image of brand/retail outlet. It covers everything from product display to sensory features in the service of creating an integrated, immersive and commercially successful retail experience. One factor is visual merchandising tactics, when retailers optimize the use of mannequins, end caps, window displays and pyramid-like arrangements to bring high-margin or newly popular products to attention. Zara, for example, regularly switches out its mannequins and display sets to highlight new arrivals so that customers feel the pressure to purchase. Cross-selling, through which, for example, shoes are showcased next to clothing and one is encouraged to create a bundle which corresponds to actual usage of the clothes in real-life; this approach is often used by the fashion company H&M, for example to present complete outfits.

Both color psychology and LED lighting have a pivotal role to play in orchestrating mood as well as purchasing behavior. Red invokes urgency, green implies freshness and blue—IEDIT INSTILLS TRUST—all elements made thoroughly use by brands like Big Bazaar with bright and warm colors in promotion sections. Apple Stores, by contrast, use crisp cool lighting and minimalist color trends to communicate clarity, premium quality and trust. The focus of customers can also be guided by lighting, for spotlighting to bring customer attention to features or promotional areas. Product themes and seasonal displays create a dynamic & timely store environment.

Retailers such as Lifestyle and Pantaloons often redesign store layout on festive or season change days to emotionally connect with consumers using props, color themes and back drops for a spurt in seasonal sales.

What's often forgotten but is of vital importance: signage and information. Simple wayfinding is achieved with the use of clear category boards, promotional tabs and directional signage that assists in clearing out of decision fatigue. IKEA signage is a show in itself, with the use of floor arrows, informative labels and an app that leads customers through a labyrinth-like plan. To those visual elements you must also add the atmosphere of the store – music, scent, cleanliness, temperature – which contributes to an overall emotional state for people visiting. For example, Starbucks makes sure that their stores smell of freshly brewed coffee - eliminating any other competing fragrances to reinforce brand identity and sensory consistency. In the same way, who can resist of the smell fresh baked cookies? —Cookie Man, to generate a welcoming and delicious atmosphere.

Contemporary visual merchandising also focuses on touch and trial experiences that allow shoppers to engage and try out products. A beauty retailer called Tira offers ones such example = skin analysis kiosks that leverage technology to provide customers with personalized product recommendations before having them test products at the makeover counter – combining tech & human touch for an elevated shopping experience. This insightful shower thought is especially applicable in the context of beauty and electronics or home appliances category. To trigger additional purchases, impulse and checkout merchandising is a significant factor. A box of chocolates, travel-size toiletries and accessories are "impulse" items that retailers sit near the cash register for you to grab as a final addition before you check out. Brands like Sephora and Miniso are very successful at using this tactic, often lining the checkout lane with strategically placed bins of most-popular 10 items or value packs.

Finally, the retailing trend is including customer lounges, restful areas for the consumers to spend time and shop together as a group or a family. These can consist of searing lounges, beverage corners, phone charging spots and children's play areas. For instance, IKEA provides a shopping experience where food courts and children's play areas are part of the shopping trip, thereby making it ever more relaxed and prolonged. The expensive malls and lifestyle brands do the same with lounge seating or interactive waiting areas to enhance the customer journey. The visual merchandising acts as the bridge between brands and consumers, and when done right a VM programme fuses functionality with psychology, storytelling and technology to get people to act with their heart and wallet.

2.1.5 Role of Technology in Store Design

Technology has been inducted as part and parcel of today's store front design, helping retailers to boost personalization, automate business processes, curate real-time analytics, and create engaging experiences. These advances not only drive efficiency, but they change the

paradigm for consumers to engage within a physical retail environment. Augmented Reality (AR) is also having a profound effect – thanks to the likes of virtual product trials on in-store kiosks, mirrors and mobile apps. AR is common in industries such as cosmetics, furniture and fashion that allow customers to see products in the real world. Lenskart also has release an AR-based virtual try-on for eyewear that aids customers select the best frame even before buying. Similarly, AR mobile app IKEA Place by IKEA allows customers to see how furniture will appear in their personal living room, which in return decreases uncertainty — and returning rates.

In the more immersive applications, Virtual Reality (VR) is implemented to build life-size digital mockups of physical shopping spaces. Customers can wander through virtual showrooms or flagship concept stores in 3D; Nike has previously used VR in some of its flagship locations to build gamified, immersive shopping experiences, specifically around product launches. Emotional Engagement and Brand Memorability These experiential touchpoints are the cornerstone of emotional engagement and brand memorability.

Smart shelves are another new development in store layout. These shelves are fitted with Radio Frequency Identification (RFID) tags, weight-sensing or internet of things so that they can automatically monitor stock levels and alert shop workers when something is running low – they can even project dynamic content such as pricing, promotions or nutritional information. Amazon Go and Amazon Fresh are among the stores that have dipped their toes in this type of technology for real-time inventory management and frictionless checkout. Decathlon in India, for instance, offers an RFID-based self-checkout option which allows shoppers to simply put all their loot on a sensor pad and be charged immediately without having the tedium of scanning each item one-by-one.

Interactive displays and digital screens, used as product discovery tools, virtual dressing rooms and artificial intelligence-powered recommendation engines also enable technology in retail environments. At beauty retailer Tira, interactive makeover counters and skin analysis stations deploy AI to recommend personalized skincare and makeup products. Such installations not only serve to incentivize product tasting, but they enhance the brand's perceived level of sophistication as well.

Beacon technology allows for real-time personalised messages to be sent to customers' smartphones based on their location in the store. This can be promotions, loyal rewards or reminders according to the position where a shopper is. For instance, Sephora leverages in-store beacons to deliver product detail and personalized offers based on their location near different displays or product categories, prompting further interactions.

To help cut down on queues at the till, many modern retailers employ self-service checkout systems, particularly in high-traffic formats such as grocery or sports retail. Once again, Decathlon shows the way forward with this system of RFID-assisted self-checkout lanes where

you can do frictionless payment without bothering to scan barcodes. This not only shortens lines and wait times, but also reduces reliance on in-store staff.

Analytics integration is another key technological use case. In-store traffic counters, heatmaps (using cameras), and analytics systems powered by AI keep tracking customer movement and product interaction insights. Retailers including Zara and Uniqlo leverage these learnings to improve store layout, product placement, and shelf filling plans that drive efficiency gains and shopper satisfaction.

Lastly, technology has an increasing presence in the retail environment achieving sustainability. Smart lighting, HVAC and energy monitoring systems are helping to save on costs of operation as well as the environment. Brands such as H&M and Marks & Spencer have developed their stores towards this approach also, for example with intelligent lighting and climate control technology to work toward the corporate social responsibility targets.

In summary, thanks to the addition of AR/VR and smart sensors, analytics and AI, the retail store as we have always known it has become a data-driven, engaging and responsive retailer. Companies that adopt these technologies not only please the customer but also achieve operational flexibility and long-term competitive advantage.

2.2 Location and Site Selection

Site and location selection are pivotal strategic decisions in retail business management, that determine a store's visibility, accessibility, potential customer traffic and profitability. The term location is used to denote the general geographical area in which the store is located (e.g. city, district or neighborhood), while site refers to a particular physical place within that location. The right location is a combination knowing your ideal customer, what the competition looks like, how consumers behave and long-term business plans. Population density, income levels, trends in lifestyle choices, distance to complimentary businesses and foot traffic patterns are but a few of the factors that inform the decision making process to determine suitable locations. For example, high-end retail stores would prefer luxury shopping centers in affluent areas, while convenient stores or fast food chains benefit from dense city cores or transit enlightenment zones.

Location-specific factors may be main road exposure, parking, frontage type or access to public transport and the potential tenant's ability to fit out the premises in a manner consistent with its intended use. The retail format also conditions location decisions: a supermarket, for instance, a large store space in the suburbs with easy parking, particularity desirable while a small cluster of fashion shops promotes competition character in compact high streets. It can also be influenced by anchor tenants and retail agglomeration in malls or shopping centers where the co-location with high positive externality reputed brands result in increase in extra traffic. Moreover, contemporary site selection practices are more data-

driven with the use of GIS mapping, demographic and psychographic analytics, and real-time mobility information that allow a more precise assessment of potential locations in today's environment. Starbucks and McDonald may be brands etc who employ state of the art location intelligence to score new markets for success before opening locations. Well selected location ensures excellent footfall and operational viability as well as it is consistent with the brand image & long-term potentiality, hence it becomes the base factor of successful retail.

2.2.1 Importance of Retail Location

Retail Location Retailing location is one of the most important strategic decision that a retailer selection will affect future customers visit, brand image, sales revenues, operating expenses and long-term profitability. Location is to be chosen right way us bring the convenience of your target market, make it easy for people to come in and makes your final miles delivery less of a hassle especially if you are an omnichannel (source: retail). Retailers also consider residential density, income level and lifestyle fit to determine if a site will serve the demographic that they are targeting. Also critical is the foot traffic and exposure of a place. Areas with high footfall – like high streets, underground stations and shopping malls – bring shoppers who had no real plans for purchasing anything. Visibility to high traffic roads or easy access points to the mall exits can also aid in brand recall and even impulse purchases.

Branding and positioning A retailer's brand image + Positioning has a major influence on the location preferences. Up-market and luxury brands generally favour upscale shopping centres or the exclusive high-street areas that match their lifestyle image, drawing in higher income shoppers. On the contrary, mass-market or value-oriented retailers frequently select dense, price-conscious areas that cater to a broader customer base in an effort to stimulate volume-based profits. Another vital factor is the competitive scenario. Being in proximity of like brands (fashion clusters in a mall example) can create category specific footfall that all the clients receive with common consumer interest. But setting up shop next to the dominant players can also have pricing and differentiation challenges, necessitating a compelling value proposition in order to compete.

The cost factor also significantly influences this choice of location. Housing costs (rent, tax and maintenance) differ greatly depending on whether we are living in an urban, suburban or rural region. Retailers must weigh the tension between pricey, high-visibility sites and cheaper but out-of-the-way ones. What's more, location strategy should enable scalability and expansion so that as your store business grows you can add new stores in a city, as well as open a variety of formats or create multi-store clusters within one city. Clustering has a couple of benefits; it allows the brand to flex its muscles while also optimising supply chain costs and fluidity. Lastly, attention must be given to legal and regulatory issues such as local zoning regulations, the process for obtaining a retail licence and permissions on signage, and infrastructure preparedness. There are more chances of investment and it is easier to operate

in retail friendly zones with relaxed compliance norms. Simply put, the right retail location reconciles customer presence with brand strategy, operational possibility and potential for long-term success—which is why it's one of the key tenets to winning in retail.

2.2.2 Types of Retail Locations

Today's retailers are spread across a variety of locations and each location type has unique benefits in visibility, consumer access, operational efficiency and alignment with brand strategy. Selecting the right retail site is a strategic choice depending on the target, category of sale, cost structure and brand orientation.

High street locations are generally located in downtowns and city centres, or on busy commercial streets. These sites provide significant visibility, natural foot traffic and are popular with office workers and city-based consumers. But they also bring with them higher rents and intense competition. High streets are a great fit for segments like apparel, footwear, electronics, jewellery and fast moving lifestyle products. For instance, Zara, Bata and Tanishq maintain a robust high-street presence in the metros, ensuring footfall directly from the streets on a daily basis to ensure brand recall.

Malls provides controlled and climatized multi-brand environment for shopping, food and entertainment all under one roof. These units contain anchor tenants — big, well-known brands that attract traffic — in a way that helps smaller players around them. Experiences/users experience/ honor/ and service adds up with a shared library of brand/world specific events and promos at their point of action. Brands like H&M, Sephora and Decathlon flourish in mall settings where customers seek a wide assortment, spectacle displays or a leisurely shopping experience. Take H&M, for example: It locates its stores near anchor zones in top-tier malls to bring in the overflow traffic.

Independent, standalone store A retail format which is not connected to a shopping mall. These sorts of stores can be designed with complete control over branding, layout, and customer interaction, thereby fitting perfectly for those niche or experiential brands. For instance, the standalone format is also how Apple's flagship stores are built to serve as destination retail experiences. New market trials and brands in tier-2 cities are known to use standalone formats for the ease of operations as well.

Retail parks or power centres are groupings of big box retailers which act as an anchor for a shopping area. The sites have plenty of parking and bring in destination-oriented customers, particularly for home improvement, furniture and electronics. Brands such as IKEA, Home Depot and Lowe's are classic cases of retailers that either locate in or build their own retail parks to meet planned heavy values.

Transit-based shopping serves airports, railway stations, metro centers and highway rest areas for customers who are convenience-oriented and time-pressed. The product selection here

is usually limited, fast-paced and vital. WHSmith by contrast has sizeable airport and metro station retail business for books, snacks, travel accessories and personal products. Cafe Coffee Day (CCD) and Relay, too, are known for carefully locating their kiosks or stores at transit points to attract passersby.

Pop-up shops and kiosks are temporary retail formats, used in a high traffic area such as urban locations, markets, sopping malls or fairs or at the premises of some events. These are ideal for product testing, short term promotions or brand building initiatives. For example, Nike has also rolled out pop-up stores for limited-edition product drops and campaigns, and Nykaa has leveraged kiosks in malls as well as college festivals to connect with younger consumers and encourage trial for cosmetics and skincare products. These formats display agility and cost effectiveness, and are particularly well-suited for marketing driven retail interventions.

All these types of retail locations have different strategic purposes and all are geared toward the shopper behavior and expectations of a particular consumer segment. Retailers need to closely evaluate footfall potential, rental economics, demographic congruence and long-term scalability before settling on the location strategy for any format.

2.2.3 Site Selection Criteria: Demographics, Accessibility, Cost

A Highly Tactical Decision It's a strategic on So many levels—from store performance, to operational efficiency and customer access—the decision of where a site is depends on where in an overall greater location it's positioned. Good site selection is the cornerstone of a successful franchise opportunity. And choosing that perfect location will often mean a lot of time and effort spent evaluating any number of factors, including demographic match, regional demand for your product or service, zoning regulations based on municipalities and state/county jurisdictions - all in which boil down to one thing: Traffic! The retailer should make sure the site chosen matches the demographic profile of its intended customer base in terms of age, income levels, disposable income available to spend on retail items, lifestyles and preferences. These analytical tools include census data, local economic data and reports on average income in the area, customer surveys, and GIS-based heat maps that can help a business owner determine whether his or her neighbourhood will be viable for the brand and product offering that is intended.

So also also important is accessibility and parking – because footfall is one thing, but making it convenient to shop at your centre, that's another. Facilities must provide easy entrance and egress, have adequate access to parking and be near public transportation or a major highway. Negative factors on the other hand, including heavy traffic, bad road conditions or lack of sign posting and nearby construction can prevent potential shoppers from coming. Site visibility and frontage There are also important in terms of customer catchment. Sites with wide, open frontage and commanding sightlines provide better potential visibility for brands and promotional signage. Corner locations are particularly sought after as they

provide visibility in two directions, to pedestrians and passing traffic, further magnifying the store's exposure – and branding impact.

Another key consideration is the site's foot traffic potential, which can be inferred from data on traffic counts, path patterns of pedestrians and the location a nearby anchors, which will produce spillover traffic. To date, many retailers use footfall sensors, observational studies or third-party analytics platforms to estimate and verify site attractiveness. Rental and running costs need to be closely monitored for profitability. The base rent, along with the CAM (common area maintenance) charges, utilities, security deposits and potentially even an escalator clause will all need to match up against a retailer's projected revenue and margin expectations.

Utilities and infrastructure, such as continuous power supply, internet access, availability of water and waste disposal also contribute to daily operations. Larger floorplans or stores with a high commerce of goods in store require more infrastructure pieces like loading dock, service elevator, and staff restroom to help run back end operations smoothly. Retailers must also consider future expansion plans for the surrounding community."An improvement in infrastructure can potentially increase business, which has its own business case. Other future infrastructure like metro stations, flyovers, residential townships or commercial complexes will impact the future traffic and customer footfall in more ways than one – for good or bad. This proactive assessment of such developments ensures a site has long-term life-span.

This could all be in vain, be sure to check both zoning and complient compliance before you finalize the retail site. The land or property has to legally be considered for retail, and must adhere to all zoning rules (such as fire safety and environment norms) issued by the competent authorities. Opening in non-compliant areas may result in fines, lawsuits, or store closures. Ultimately, site selection is a complex process with human resources expertise, practical accessibility, operational viability and legal due diligence all contributing to the finding a space that will help performance now and offer flexibility for later.

"Activity: Location Scouting and Trade Area Mapping"

Students will work in groups to identify a potential site for launching a new retail store (can be real or hypothetical). Each group will select a product category (e.g., fashion, electronics, organic grocery) and a target customer segment. Using publicly available data (Google Maps, local listings, mall directories), they will evaluate location types—high street, mall, standalone—and shortlist 2– 3 site options. They will then perform a basic trade area analysis: identifying competitors, access routes, residential density, and customer demographics in the area. Groups will present their recommended site with justification based on location type,

cost, footfall, and brand fit. The objective is to simulate real-world decision-making using strategic location parameters.

2.3 Merchandising and Product Assortment

Merchandising and range planning form the nucleus of a retailer's strategy, which in turn affects customer satisfaction, store profits and brand image. These factors make up everything a store sells, how it gets things, shows them off, marks them down and advertises them so it can place fresh orders throughout the item's life, he said. In an increasingly competitive retail world both offline and on the web, merchandising is more than just a matter of stocking shelves. Includes customer-centric, data-oriented approach that merges analytics, design, marketing and supply chain management. Good merchandising is all about matching product and market reality: consumer requirements, stock dynamics, seasonal changes to have the right product at the right time in place, price and quantity. Merchandising scope includes various related and interdependent topics including the assortment plan, space allocation, product life cycle strategies, and management of inventory turnover.

2.3.1 Concept of Merchandising in Retail

Retail merchandising is all about selecting, buying and styling products that meet customer demand to ensure you make a healthy profit. It starts with customer focus, as they decide what products to carry based on a view of consumer behavior, regional preferences, lifestyle trends and market dynamics. Retailers also rely on market research, customer feedback and loyalty program data to determine what should be in their product mix. Product sourcing is another primary duty, including supplier selection and assessment, quality check, price negotiation and logistics tracking. Merchandisers also have to make the choice of sourcing product locally, nationally or internationally considering cost, lead-time and uniqueness of local products.

Timing and the season are important for product success. Merchandise production calendars are tailored to match the timing of holidays, fashion seasons, weather, and promotional events. A missed season can equal lost sales or steep markdowns. Pricing is also an integral part of the equation since merchandisers and pricing/finance teams collaborate to set competitive yet profitable prices, kicking in psychological pricing, bundle pricing, limited time offers and more.

In-store marketing runs the gamut from shelf banners and displays to motivational, on-the-spot demonstrations of how a product works. An artfully arranged display boosts product visibility, encourages impulse purchases and creates brand image. Ongoing monitoring and adjustment means we can respond to real-time trends. Merchandisers track best sellers, or slow moving inventory and receive feedback from our internal team in order to make timely

product changes, such as marking down SKU's or running promotions. Serving as conduit to communicate and mediate across suppliers, buyers, store consultancies, marketing teams, and logistics companies; bringing planning in-line with brand positioning and on-the-ground execution.

2.3.2 Planning and Managing Product Assortment

Product range is the mix of products or services a store has to offer. The former is reflected in the width of assortment and refers to how many different kinds of products are available (e.g., groceries, clothing, electronics) while the latter is reflected in depth of assortment which represents the number options within a category (e.g., multiple brands/flavors of chips). Retailers customize width and depth according to customer demographics, store size, store format, and business goals.

Your mix should be made up of a core range (products which are bestsellers year-round and that act as an anchor for the range) alongside seasonal/trend products, typically around key trading periods, or seasons. The resulting equilibrium serves to stabilise footfall in the face of market exuberance. ERP systems, POS data, trend predictions and demographic analytics are all tools that help merchandisers make educated decisions.

Space is also a factor as both shelves and floorspace are at a premium. Restaurateurs and retailers use planograms as a guide to merchandising stores by allocating space to products based on sales velocity, profit margins, product relationships, customer demand and category importance. It is important to maintain vendor coordination to release products in a timely manner, due to promotions, and re-stock (especially for high volume and fast-fashion sectors).

Assortment planning is all about anticipating what customers want. Whereas grocery shoppers care about consistency and availability, fashion and electronics shoppers value a constant stream of new arrivals. And this follow-through is essential to keep up: Shoppers want uniformity, or at least a harmonious selection in terms of bricks and clicks. (There may be local variations stemming from different logistics and delivery capabilities, but the broad product strategy needs to remain identical across all [products], in order to offer one continuous experience for customers.)

2.3.3 Category Management and Product Hierarchies

Category management is an organized retailing process to manage categories of goods as a strategic business unit, in order to satisfy consumer needs. Every category (dairy, skincare, stationery etc.) is managed by a ‘category manager’, who looks after assortment planning, pricing strategy, working with vendors and brands promotion plans and value creation. This

organisation unit-based approach to business creates clear management focus, customised strategies and improved accountability for performance.

One of the principles of category management is that your categories are classified according to how customers view their world. Products are categorized by usage, situation or need states. For example, a “breakfast” category may comprise cereals, milk, bread, and spreads even though these goods may originate from different departments. For clarity, retailers have enforced product hierarchies which are usually from department → category

→ subcategory → segment → Sku. This hierarchy will allow for effective sales reporting, inventory management, and promotion planning.

Planograms work to implement category strategies at the shelf. These are the visual diagrams that show where each SKU should be placed on a shelf depending on its role: traffic driver, profit contributor or brand enhancer. It's all about shopper data-driven decision making Data is at the center of category success, as retailers use POS data, loyalty card insights and market trends to determine which products to hold on to, grow or get rid of.

Ensuring category success also involves suppliers as well, especially with those that are considered category captains – the top brands with whom a company collaborates to mutually design pricing, promotion, and space optimization strategies. Roles like these can be applied to categories based on the value they add to a shopper journey. They can be destination categories (eg: baby care), routine needs (eg: dairy), seasonal opportunities (eg: Diwali gifts) or convenience fill-ins (for example bottled water), each calling for a different set of merchandising and promotional skills.

2.3.4 Inventory Turnover and Stock Depth

Inventory turnover and depth of stock are important measures of the efficiency of merchandising and the productivity of capital. Stock turnover ratio Stock turnover ratio of cost of sales average stock indicates the number of times a stock is sold and replaced within an accounting period. A high turnover is indicative of good demand and effective stock management, while a low ratio may indicate overstocking, poor assortment selection or weak demand.

Stock depth (how many pieces an SKU is carried in) has to be carefully balanced. Deep stock is costly, as it increases holding cost; shallow stock puts at risk shortages and loss of sales. Turnover patterns differ by category — FMCG products such as snacks and toiletries have higher turnover than apparel or durables, which necessitate different stocking strategies.

ABC system Retailers may classify inventory into three categories using an ABC classification system: A items high value but low volume; B items moderate value and volume; C items low value but high volume. It is this segmentation that aids you in prioritizing stocking, replenishment and supplier management. Derived stock order points and safety stock levels

are established in inventory systems that induce replenishment based upon sales velocity and lead times to maintain flow of stocks during demand increases or delays.

Profitability is affected by the inventory strategy as well. Too much stock leads to markdowns, waste and out-of-date product, too little stock leads to lost sales, a bad customer experience and damage to the brand. POS data, RFID tags and inventory software technology adoption serves to provide us with real time tracking, demand prediction and shrinkage prevention helping us achieving a better level of turnover performance alongside an increased level of stock accuracy.

2.3.5 Seasonal Merchandising and Lifecycle Management

Seasonal merchandising serves as the provision of merchandise, which is relevant to customer requirements, but varies according to occasions, weather conditions and fashion trends. From a retail perspective, merchandise planning months in advance is essential; for some, it's what you sell now vs. later. It could be something like winter clothing, monsoon shoes, or even festival home decor. Planning account for exact forecasting, supplierÂ planning and synchronization with the marketing calendars to provide in time availability.

All products go through a cycle of introduction, growth, maturity and decline. Products are introduced to the market with only initial availability and sales promotion. In the stage of growth, demand is growing, greater fragmentation of SKU and more intense promotion. When fully grown and the product is at peak sales, however, it will face maximum competition and we need to maintain or improve margins. Lastly, decline stage depletes demand, liquidating inventory and possible product deletion.

Seasonal products are relatively sensitive to time-to-market. Late arrivals can cause missed sales windows and early markdowns, while having too much inventory can lead to waste. Merchandisers are also responsible for managing the trade-offs between risk of inventory and opportunity to satisfy customer demand based on flexible supplier contracts, modular product design, and nimble replenishment. Such tactics as clearances, bundling, BOGOs and end-of-season transitions act to clean out ageing stock.

Pricing follows a life cycle: premium pricing when launched, competitive when in growth stage, low introductory rates at maturity and markdowns during the decline. Retailers track these phases with dashboards, velocity reports and forecasting tools so pricing adjustments, promotions or replenishment timing can be maximized. Lifecycle management is intended to maintain an inventory that turns over productively and produces the highest return throughout a product's selling life.

2.4 Ethical, Social and Sustainable Business Models

In the changing world of retail around the globe, ethical and social sustainable business models have become an integral part of a winning strategy for long term success. They are based on the idea that business should be not just a maximizer of profits but also a responsible citizen when it comes to environmental stewardship, human rights and community wellbeing. Today, the contemporary retail environment is being defined by consumer activism, global climate challenges, stakeholder activism, and regulatory action that require brands to redefine value beyond financial results. Responsible retailing focuses on fair labor practices, responsible sourcing and inclusive workplace policies. Responsible models aim to serve local communities, encourage diversity and protect human rights through the value chain. In the meantime, sustainable retailing reduces ecological footprint, eliminates waste and ensures long-standing resource efficiency. Retailers who do encompass these features are best equipped to develop loyalty, establish trust and maintain profit in a competitive market where transparency is key.

2.4.1 Introduction to Sustainable Retailing

Sustainable retailing is also defined within the literature as (the extent to which an organization will be able to continue meeting the needs of customers, providing communities with appropriate products and services and enhancing society's well-being into the future without compromising capabilities for other) business practices that satisfy customer needs today but are managed in a way that doesn't undermine the ability of future generations to meet theirs. It focuses on reducing environmental harm, waste and the preserving of resources as well as replicable resistance within retail systems. The underlying principle of sustainable retailing is probably best articulated via the concept of the TBL1, which encourages a more balanced view across people, planet and profit. By focusing on value in the long term, instead of immediate profits at all cost, sustainable retailers work to generate value that encompasses not just shareholders and management but customers, employees, suppliers, investors and the environment beyond. This includes adopting practices such as ethical sourcing, fair trade partnerships, sustainable packaging and transparent governance.

Patagonia A prime example of sustainable retailing in action is Patagonia, a worldwide outdoor clothing and gear company that has made it part of its brand DNA to build environmental and social responsibility into everything that we do. Patagonia's model gets at the sustainable retailing to which we all aspire: long-term value creation. Not pushing overconsumption is a key goal; among other things Patagonia supports extended use of product, including through their "Worn Wear" campaign focusing on repair, reuse and recycling rather than purchase of new. It has also put money into the circular economy, including trade-in programs and resale platforms aimed at limiting textile waste. Patagonia's supply chain is built on transparency and traceability, with responsibly sourced organic cottonk; trakforward recycled polyester; animal

welfare-certified wool. Their own contribution to the environment comes in the form of their "1% for the Planet" promise, which is a pledge to give at least 1% of sales each year to environmental causes, proving they value purpose above profit. Patagonia even ventures into politics to advocate for environmental legislation, demonstrating how sustainability can be a brand identity and set of values.

Amidst changing consumer behaviour, more brands are being asked to be transparent, sustainable and ethical. Today's consumers — especially millennials and Gen Zers — want retailers to do more than just sell stuff, but to also stand for something. It's turning genuine sustainability into a potent weapon of brand differentiation. That's because they could appeal to sustainably-minded consumers and those who are interested in a company's carbon footprint and more on the marketing side such as The Body Shop, Allbirds etc.

What's more, tougher environmental standards – from emissions targets to single use plastic bans and ethical sourcing – are forcing retailers to shape up. Being ahead of these regulations and operational requirements, is vital not only to prevent legal penalties but also to ensure and protect a business' public image. Resource efficient Using energy and water efficiently, using smart waste management and transport in the supply chain has become a priority for retailers. Forward-thinking retailers are increasingly taking actions such as opting for biodegradable packaging, digital receipts, LED lighting and whatever passes for a sustainable construction material.

And last but not least, sustainability is also a strategic differentiator." In areas as diverse as fashion, beauty and food — where ecological considerations are an intimate part of consumer purchasing choices — sustainability has a value that can help reinforce brand loyalty, allow for premium pricing and potentially create access to new consumer groups. Purpose-driven retailers do more than just manage long-term risks, they gain competitive advantage by building trust and emotional connection. Patagonia's example suggests that when sustainability is fully embraced as a central shot on goal of business—not just seasoning for marketing but the cake itself—it can pay off long-term in social, environmental and economic terms.

2.4.2 Ethical Sourcing and Supply Chain Practices

Ethical sourcing is the process by which retailers make certain that products are produced, sourced and delivered under responsible conditions. It includes a pledge to source goods and materials in a way that respects human rights and ensures fair labor from the supply chain all the way to store shelves. Fair Labor One of the core principles of ethical sourcing is fair labor practices. Retailers need to ensure that workers in making and production are paid at least a fair wage, work under safe and humane conditions, and aren't exploited through child (or forced) labor. The undertaking is not only a simple compliance but in a broader context, an assertion to uphold human rights and dignity.

To ensure compliance, many retailers have supplier audits and certifications in place. Regular independent audits are conducted to evaluate supplier compliance with ethical, labor and environmental standards. As such global certifications like SA8000 (Social Accountability International), WRAP (Worldwide Responsible Accredited Production), BSCI (Business Social Compliance Initiative) serve as a reassurance of good ethical practice and bring credibility when crossing international borders. In addition to keeping a watchful eye on further compliance, more and more companies are investing in "transparent" supply chains through the use of digital technology such as blockchain (a shared public ledger that records transactions from multiple sources), RFID (radio-frequency identification) and cloud-based tracking software. "You're starting to see a lot of new technology to being able to trace from raw material through the finished product so that finally you are able to see an ethical practice at every corner and there is visibility for the retailer who wants … transparency of where their products actually came from.

Ethical sourcing also involves local and inclusive procurement, when retailers engage local suppliers, minority-owned businesses and women-led companies. The latter not only stimulates economic growth within the community but also diminishes environmental impacts of transportation and logistics with a closer proximity. It also supports a circular economy and corporate DEI (diversity, equity, inclusion) commitments. What's more, eco-responsibility in sourcing now is part of responsible purchasing. Retailers are opting for materials with low ecological footprints, like organic cotton, recycled polyester, biodegradable ingredients and sustainably harvested wood. At the same time it is also increasingly stipulating that packaging waste be minimised, energy usage in production saved and as possible renewable energies applied for during procurement process.

From a risk management point of view, though, ensuring ethical sourcing makes more sense – not only by protecting companies from potential supply chain disruption or reputational damage following consumer backlash and legal penalties for unscrupulous business practices but in the longer term as well. As global consumers become increasingly socially aware, upholding an ethical criteria is not only a moral obligation but it's also crucial for business. It creates robust, agile supply networks that can not only adapt to regulatory pressure but also shifting customer demand.

Finally, supplier relationship management is required in order to maintain an ethical sourcing. Instead of transactional, cheap pricing deals, top retailers are developing closer relationships with suppliers. This process promotes open dialogue, shared responsibility, common culture and constant evolution. The suppliers' interests and the corporate ethical goals should intersect in order to co-produce values together among the retailers. At a time when supply chain visibility and accountability are subject to constant public scrutiny, ethical sourcing infrastructure is now a key enabler of both operational credibility and brand confidence.

2.4.3 Corporate Social Responsibility (CSR) in Retail

CSR in retail is defined as the voluntary consideration and incorporation of social, environmental and ethical issues into business activities, processes, relationships and decision making766. Where once turning a profit was enough, today's retailers are understanding that long-term survival means more than just making money and they must become a force for good in the communities and ecosystems where they do business. Retail CSR covers a multitude of activities all with the goal to foster more inclusive, transparent and value based relationships with society.

Community development is one of the major areas in CSR funds granted by retailers for bettering local infrastructure, education, health care and livelihoods. For instance, the Mission Sunehra Kal of ITC aims to facilitate rural development in India by giving vocational training and agricultural assistance to farmers. Similarly, Tata Group's retail initiatives including Trent have adopted local schools and women empowerment programs in their operational areas. When it comes to employee welfare, the retailers are adopting the policy of inclusive hiring, workplace well-being, equal pay and skill development.

For example, Starbucks is renowned for its robust employee benefits – from mental health care to a free U.S. college education – that create both retention and advocacy.

Cause-related marketing: Another important aspect of CSR, where the retailers integrate the sales of products to social causes. A great example is Tom's Shoes, who founded the "One for One" concept of giving away a pair of shoes for each pair sold. In India, the cosmetic retailer FabIndia also invested in NGOs to aid local craftsmen by selling handmade products with the aim of developing rural employment and sustainability. CSR best practice #6 CSR Becoming business As Usual Sustainability reporting is becoming more embedded. Large global multinationals such as Marks & Spencer and H&M release extensive ESG (Environmental, Social, and Governance) or CSR reports each year that detail the company's environmental impact, labor practices and community investments. This transparency is not only good for investor confidence, but builds public trust.

Alliances with civil society is another foundation of retail CSR. Reliance Retail, for its part, has tied up with NGOs such as Goonj and Smile Foundation to supply food, clothing and health care aid to first-time families. These NGO partnerships can increase both the scope and legitimacy of social efforts, as well as allowing retailers to benefit from external knowledge. Acting on social causes with customers is another emerging trend. Amazon India's "Gift a Smile" initiative, for example, lets customers give products directly to NGOs and other charities, while brands such as Pantaloons have held "Green Exchange" drives, in which consumers hand over old clothes for store discounts in what becomes both a recycling effort and an exercise in community assistance.

Last but not least, disaster relief and crisis rescue are important components of CSR in times of crisis. BigBasket and DMart, for instance, made available essential food and hygiene

products during COVID-19 lockdowns; Walmart is being noted for how it mobilizes logistics and after the disaster aid in natural disasters in a Western country like the U.S. These welltimed interventions don't just do wonders for a retailer's public image, but also strengthen the retailer's claim to being responsible towards society.

In conclusion, CSR in retail is no longer a side activity—it's increasingly how brands are positioning their identity, establishing trust with stakeholders and doing good in the world. By making social impact core to their business models, retailers are not just serving communities but also building a stronger consumer loyalty and enduring brand resiliency.

2.4.4 Fair Trade and Eco-Friendly Product Lines

As consumers become more and more thoughtful about the social and environmental impacts of their purchases, fair trade and eco-friendly options for products are making waves in retail. And such products are built with an eye toward ethical sourcing, responsible worker treatment, sustainable materials and lower environmental impact—evidence of a change in people's desire to consume more responsibly. Fair trade products are

These are products sourced under conditions which guarantee equitable pricing for producers, safe working environments, and long-term community benefits. They are particularly popular across coffee, tea, chocolate, cotton, and handcrafted categories. For instance, Divine Chocolate, Café Direct, and Equal Exchange exclusively source their supply from fair trade to ensure that hardworking farmers and artisans in developing regions get paid for their effort. Thrive on trust and accountability, many retailers are adopting fair trade certification namely Fairtrade International, Fair for Life, and the World Fair Trade Organization to confirm their sourcing standards. Additionally, the majority of products from global retailers such as Marks and Spencer, The Body Shop, and Ben and Jerry's contain these labels, which double up as supply chain integrity assurance tools and reputational equity builders. Simultaneously, there has been increasing interest in eco-friendly retailing as retailers prioritize safe, organic, recycled, easily decomposed, or naturally grown goods. A fitting example is Allbirds producing merino wool shoes with sugarcane soles or Beco India offering biodegradable eco-friendly home cleaning and personal care products. Artificial fibers are eschewed in favor of naturally spun, long-lasting product varieties, which are manufactured or harvested using minimal energy and record minimal environmental impact. Equally classifiable under eco-conscious retailing is sustainable packaging, where retailers minimize the use of plastic through the use of compostable or recyclable packages . Likewise, refillable containers and return programs are gaining traction. Retailers such Lush employ minimal packaging and sell "naked" products, with Forest Essentials deploying refillable glass bottles in-store; Bare Necessities also offers zero wastage packaging, shipping in recycled and recyclable material.

Retailers are also turning to product innovation, bringing environmentally friendly options into typically non-sustainable categories. This includes products like bamboo toothbrushes (available from Colgate and Brush with Bamboo), plant-based leather (adopted by Puma and Stella McCartney) and eco-apparel lines that a whole host of companies have made using recycled PET bottles, ranging from speciality brands to Adidas. These developments are not just low reliant on the toxic raw materials but also as points differentiating factors in highly competitive markets.

Beyond the sale of these products, retailers are important in consumer education and outreach. Today, numerous brands feature eco-options via dedicated in-store signage, eco-tags and digital filters that enable shoppers to browse for sustainable options. For example, Amazon carries a "Climate Pledge Friendly" badge, while Nykaa has a "Conscious at Nykaa" section that groups ethical and eco-certified brands. Some brands such as FabIndia take customer workshops and campaigns towards creating awareness about sustainability in living and consumption.

Business case As for business sense, eco-friendly products tend to have more expensive raw materials and production costs, but they can also fetch premium prices and brand loyalty. And, packaging efficiency, less returns, and optimal logistics add up to cost savings over time. Brands like Patagonia and Eileen Fisher have shown that products with a conscience can be both profitable and purposeful. In the Indian market, Khadi Naturals and Organic India have managed to attract customers who are concerned about the environment by making sustainability a value proposition rather than a special interest purchase.

In summary, FT and eco product ranges are no longer add on or fad – these are now mainstream objectives of any ethical retailer. With the demand for transparency and eco-forwardness at its peak, brands that are proactive about these principles will be positioned to prosper in reputation as well as revenue.

2.4.5 Green Store Initiatives and Waste Minimization Measures

With the focus on environmental issues at an all-time high across international retail, initiatives such as green store strategies and minimising waste have become paramount to sustainable business practices. Green Store Green stores are developed to have a low environmental impact – & usually incorporate energy efficient systems, sustainable get premises and organic waste management. These are not only saving overheads but also add to the brand appeal with the eco-friendly consumers.

A cornerstone of green stores is efficient energy infrastructure. Retailers are turning to LED lighting, solar power and smart HVAC technology to slash electricity use. In a handful of ways, it has: Organizations with pledges to achieve carbon neutrality have used the money they make in one part of the business to offset losses in another. principalTableFor an example,

look no further than IKEA, which powers many of its global outlets through rooftop solar panels and has pledged to become climate positive. Reliance Trends and D-Mart in India have also started implementing motion-sensor lights in storerooms and low-footfall areas, resulting in substantial reduction of energy. Meanwhile, the water management becomes increasingly important as well as in areas of great surfaces such as hypermarkets where food (and therefore hygiene) is a crucial aspect. Big Bazaar and Star Bazaar have introduced rainwater harvesting systems, water-efficient fixtures and greywater recycling to save water at all their outlets.

Then there's sustainable building materials, with stores being built or fixed up with eco-certified stuff like recycled wood, non-toxic paint and flooring made from bamboo. Brands including Starbucks have 'Greener Stores' featuring LEED (Leadership in Energy and Environmental Design) certification materials, establishing a new global precedent for sustainable retail architecture. To augment these infrastructure projects is the transition to digital and paperless processes. Apple Stores already provide e-receipts as standard, and brands such as Uniqlo make great use of digital signage and mobile app notifications to share promotions, also cutting down on paper waste and ensuring a contactless experience.

Waste segregation and recycling forms the crux of operational sustainability. Now, multi-bin sorting systems for plastic, organic, hazardous waste in the back-rooms are becoming widespread. Decathlon has tied up with local recyclers in India to handle packaging and in-store waste better, Nature's Basket provides biodegradable carry bags and pushes zero -plastic checkout counters. A more common model is based on product returns and take-back programs, where consumers can send back used, expired or defective products. The Body Shop operates a global "Return. Recycle. Repeat." initiative in which it takes back the empty packaging for recycling, and Croma and Samsung even collect e-waste to recycle used electrical goods.

To prove the success of their sustainability initiatives, most retailers adopt green certifications including LEED, IGBC (Indian Green Building Council) and ISO 14001. For example IGBC rated Green Building compliant Retail Outlets by Infosys and some Tata-owned brands. These certifications not only bolster consumer trust, but also create quantifiable standards for environmental performance. A key factor in such campaign successes is the training of the internal staff, who are taught about green protocols, how to reduce waste and other daily sustainable practices. Marks & Spencer implements its Plan A sustainability program, even putting employees through workshops on recycling, saving energy, and ethical interactions with customers—codifying sustainable practices both within and outside of the organization.

At the core, green store initiatives are much more than just skin deep green washing. They include a sweeping reimagining of the retail landscape, infrastructure and customer interaction all designed to fit into environmental aims. 'Responsible businesses embracing these kinds of strategies not only do the right thing by the planet: they future-proof themselves by getting ahead of regulation and consumer demand.

"Activity: Sustainable Retail Audit Simulation"

Learners will work in pairs to conduct a "Sustainable Retail Audit" of a selected retail brand or store (physical or digital). They will evaluate the brand's practices across four dimensions: ethical sourcing, CSR initiatives, eco-friendly product lines, and green store operations. Data can be collected through official websites, store visits, product labels, and sustainability reports. Based on their findings, students will prepare a scorecard highlighting strengths, gaps, and opportunities for improvement. Each pair will present a 3-minute pitch proposing one innovative sustainability idea that could be implemented by the brand. This activity will help students connect theoretical concepts with real-world practices and sharpen their observation and strategic thinking skills.

2.5 Summary

- There is an assortment of retail formats, ranging from department stores and hypermarkets to specialty retailers and e-retailers which cater differently to different segments of consumers & business.
- Retail design & layout are very important for improving customer experience as well, and also driving traffic, while supporting the merchandise strategy through intelligent space planning and visual aspects.
- The processes of choosing the right place and site are strategic: the potential opportunity location, customer population and accessibility, competition strenuousness rate and cost – analysis tools as GIS can be used to perform a trade area analysis.
- Merchandising is the process of determining what products to Sell, how many products to offer for Sale, and where and in what position.
- 2.Product Life Cycle & Seasonal Merchandise -Timing is critical to stay on trend and achieve maximum potential for sales/profit during the product introduction, growth, maturity, and decline periods – every season.
- Ethical, social and sustainable business practices are being championed and emphasise fair labour, responsible sourcing, environmental stewardship and community involvement.
- Retailers are rapidly implementing "green store" initiatives, environmentally friendly products and CSR programs in response to shifting consumer desires and governments' regulatory concerns.
- Successful retail strategy combines physical design, digital innovation, supply chain ethics, customer insight and sustainability in order to remain competitive and create long-term brand value.

2.6 Key Terms

1. Type of retailers – The structural diagrams within which a product can be offered to the consumer (e.g. super markets, specialty stores and e-retailers).
2. Planogram – A visual representation that dictates how products should be arranged on shelves for maximum sales and shelf life.
3. Category Management – Managing of a set of similar products as single business unit for greater profit and customer relevance.
4. Inventory Turnover – A calculation showing the number of times inventory is sold and replaced over time.
5. Trade Area Analysis - A technique that is often used to determine the geographic area from which a store or retail center is deriving most of its business.
6. GIS Mapping – Geographic Information Systems for finding the right retail sites and to derive market potential.
7. Sustainability in Retailing – Activities leading to lower environmental impact and long-term optimal use of resources along the retail value chain.
8. Fair Sourcing – The process of sourcing goods which prevents unfair labor practices, environmental damage and unethical social responsibility.
9. Fair Trade– A certification and sourcing system that ensures fair treatment of producers and payment.
10. Green Store - A store that is created and operated so as to minimize environmental impact in both energy consumption, waste production, and the materials used.

2.7 Descriptive Questions

1. Describe and classify various types of retail formats. How do the two types address unique consumer requirements and retail approaches?
2. Which are the main rules of warehousing design and layout? What do they means for the consumer and business operations.
3. Explain the strategic significance of retail location. What are the various retail formates available to contemporary retailers?
4. Elaborate the major considerations for choosing a retail site. How do demographics and costs drive site selection?
5. Define trade area analysis and explain how GIS can be used for retail site selection.
6. What is merchandising and how does it affect customer satisfaction / sales performance?
7. What is category management? Explain how product hierarchies and planograms are used to maximize category performance.
8. Discuss the meaning of inventory turnover and stock depth. Why do these measures matter for retail success?
9. How do merchants with seasonal goods and product lifecycles make the most to maximize profits and manage their risk?

10. Discuss how responsible and sustainable retailing can be developed through ethical sourcing, CSR and green store initiatives.

2.8 References

1. Berman, B., & Evans, J. R. (2013). Retail Management: A Strategic Approach (12th ed.). Pearson.

2. Levy, M., & Weitz, B. A. (2012). Retailing Management (8th ed.). McGraw-Hill.

3. Kotler, P., Keller, K. L. (2016). Marketing Management (15th ed.). Pearson Education.

4. Ramaswamy, V. S., & Namakumari, S. (2013). Marketing Management: Global Perspective, Indian Context (5th ed.). McGraw-Hill Education.

5. Goworek, H., & McGoldrick, P. (2015). Retail Marketing Management: Principles and Practice. Pearson.

6. Porter, M. E. (1998). Competitive Strategy: Techniques for Analyzing Industries and Competitors. The Free Press.

7. Deloitte. (2023). Sustainability in Retail: Creating Value Through ESG. Deloitte Insights.

8. PwC India. (2022). Retail 4.0: Winning the Indian Retail Market through Digitization and Sustainability.

9. Fairtrade International. (2021). Fair Trade Standards and Practices.

2.9 Case Study

“Conscious Choice Retail: Designing a Strategy for Sells and Sustains”

Introduction

Conscious Choice Retail (CCR) a mid-size lifestyle retailer brand launched in 2017 to push the retail innovation boundaries while instilling ethical and sustainable business notions. With product categories that include organic apparel, biodegradable home products and wellness accessories, CCR wanted to create a conscious brand image that could turn a profit. The brand distinguished itself not just with product design, but by building sustainability into every part of its model: from store format and site selection to assortment planning and green operations.

Background

CCR launched its first store in Pune in a high street après having measured footfall, local catchment and proximity to competing formats using GIS tools. To support its environmental

message, the company made this a specialty store with modular interiors and minimalistic design features. They focused on marketing curated, seasonal selections bought from authentic fair-trade suppliers. With its visual merchandising designed to be as much about eco-education and lifestyle-storytelling, CCR transformed every store visit into a brand experience.

The company soon stepped into Tier-II cities through combination of pop- ups and mall kiosks. The brand's online touchpoints supported its omnichannel proposition with click-and-collect, eco-packaging and location inventory availability. Internally, the brand has invested in waste segregation, Led lighting and digital billing systems to minimize operational footprint. CSR Some of the CSR projects involved recruiting locally, sponsoring urban gardens.

By 2023, CCR and its e-commerce platform had expanded to 38 locations. Yet as the sustainable retail sector became more crowded, CCR faced new pressures around stock churn, pricing pressure, and making sure it stood out from rivals in a world of ethical retail.

Issue 1: How to Balance the Quantity of Assortment Offerings with Ethical Source Constraints

•Challenges: Have a hard time to expand in new category because of limited number of "ethical" suppliers, causing stagnation in assortment.

• Solution: CCR planted the seeds for long-term relationships with artisan cooperatives and spent time investing in supplier training programs. It also branched out into related product categories that followed its sourcing model, such as sustainable stationery and plant-based personal care.

Problem 2：Statement 1: High Cost of Store Operations vs. the Green Infrastructure Objectives

• Issue: Capital expenditures grew because of keeping green-certified stores, renewable materials and intelligent infrastructure.

•Solution: Based on the know-how of there well-established colleagues, CCR tried a cost-sharing approach with shopping mall developers and implemented modular store design to shorten build-out time as well as cut down costs. They rolled out kiosks and experience zones in smaller formats across high footfall areas to increase reach without compromising on sustainability.

Problem Statement 3: Competitive pricing pressure in a growing ethical retail market that is becoming saturated.

• Issue: Bigger retailers that jumped into the sustainability space was able to offer lower prices because they mixed ethical products with conventional products, effectively watering down the market.

• Answer: CCR also invested in its position by being transparent, offering full traceability and educating consumers. Loyalty programs incentivised conscious buying, and members-only collections maintained the illusion of value.

Conclusion

CCR's trajectory illustrates that a retail model anchored in ethics and sustainability can scale and win an audience — but it also reveals the operational and competitive challenges of continuing to exist under such terms. From the selection of format and location to orchestrating product lifecycles, to operating green, every step contributes to aligning commercial success with a purpose-driven identity.

Case-Related Questions

1. What kind of retail format and location strategy did Conscious Choice Retail adapt and how did it help them to shape their brand positioning?
2. How did CCR reconcile the tension between range planning and ethical sourcing?
3. What were the issues when implementing green store infrastructure and how did CCR address them?
4. How CCR stood out in a crowded ethical retail marketplace, without entering into a price war.
5. What are potential lessons for new to the scene sustainable retail brands, based off of CCR's approach to supply chain partnerships and educating consumers?

Retail & E-commerce Strategy Unit 3 V3.docx

ATLAS SkillTech University

Document Details

Submission ID

trn:oid:::3618:127174622

Submission Date

Jan 30, 2026, 11:20 AM GMT+5:30

Download Date

Jan 30, 2026, 2:56 PM GMT+5:30

File Name

Retail & E-commerce Strategy Unit 3 V3.docx

File Size

166.1 KB

38 Pages

12,060 Words

73,691 Characters

0% Overall Similarity

The combined total of all matches, including overlapping sources, for each database.

Filtered from the Report

- Bibliography
- Quoted Text
- Cited Text
- Small Matches (less than 10 words)

Match Groups

2 Not Cited or Quoted 0%
Matches with neither in-text citation nor quotation marks

0 Missing Quotations 0%
Matches that are still very similar to source material

0 Missing Citation 0%
Matches that have quotation marks, but no in-text citation

0 Cited and Quoted 0%
Matches with in-text citation present, but no quotation marks

Top Sources

0% Internet sources
0% Publications
0% Submitted works (Student Papers)

Integrity Flags

0 Integrity Flags for Review

No suspicious text manipulations found.

Our system's algorithms look deeply at a document for any inconsistencies that would set it apart from a normal submission. If we notice something strange, we flag it for you to review.

A Flag is not necessarily an indicator of a problem. However, we'd recommend you focus your attention there for further review.

Match Groups

- **2** Not Cited or Quoted 0%
  Matches with neither in-text citation nor quotation marks
- **0** Missing Quotations 0%
  Matches that are still very similar to source material
- **0** Missing Citation 0%
  Matches that have quotation marks, but no in-text citation
- **0** Cited and Quoted 0%
  Matches with in-text citation present, but no quotation marks

Top Sources

0% Internet sources
0% Publications
0% Submitted works (Student Papers)

Top Sources

The sources with the highest number of matches within the submission. Overlapping sources will not be displayed.

1	Internet	
ferrellpaving.com		<1%
2	Submitted works	
University of Southampton on 2024-09-16		<1%

Unit 3: Advertising and Promotion

Learning outcomes:

1. Describe different advertising methods used in retail marketing and evaluate their effectiveness in influencing consumer behavior.

2. Identify and compare various promotions and sales promotion strategies, and explain how they drive customer engagement and short-term sales.

3. Explain key pricing objectives in retail and assess strategies that balance profitability, competitiveness, and customer value.

4. Explore digital promotion techniques such as social media, email marketing, and influencer campaigns, and discuss their role in modern retail marketing.

5. Analyze how advertising, promotions, pricing, and digital promotions work together to build a coherent retail marketing strategy.

6. Use case studies and practical examples to design and assess integrated marketing campaigns that align with business goals and consumer expectations.

Content

3.0 Introductory Caselet

3.1 Advertising Techniques for Retail Marketing

3.2 Promotions and Sales Promotion Strategies – Part 1

3.3 Pricing Objectives and Strategies – Part 1

3.4 Digital Promotion Techniques in Retail

3.5 Summary

3.6 Key Terms

3.7 Descriptive Questions

3.8 References

3.9 Case Study

3.0 Introductory Caselet

"Crafting a Retail Strategy for a New Fashion Brand"

Modern metropolitan wear A medium size fashion store, Urban Edge Apparel, is ready for the new season and is looking to launch its latest clothing collection aimed at young urban professionals. The company has been under intense competitive pressure from both established brands, and fast-moving e-commerce newcomers. Management knows it is not enough to have good taste or only sell well: it will be decidedly up to the brand (or collection thereof) in question, and how strategically they are placed at high-street retailers.

The marketing team starts by creating ads on both traditional and online media. There are billboards on busy roads that highlight the brand's hippest looks, and social-media ads emphasize made-to-measure content to attract younger consumers. The problem is choosing among advertising methods because the firm is very limited in terms of marketing resources.

In addition to advertising, the shop plans aggressive promotions – such as limited-time discounts, loyalty cards and buy-one-get-one deals – to lure first-time buyers. But the team is careful not to overcommercialize the brand. They need to find that good balance between driving short term sales, and building longer-term brand equity.

Then there is the issue of price. Urban Edge Apparel wants to be known as affordable, but premium. The team is discussing the merits of penetration pricing to gain market share quickly or value-based pricing in response to the brand's rarity. In the meantime, digital advertising emerges as a game- changer. Duplicate the results: Industry collaborations, e-mail campaigns and focused Google ads are tested for engagement and conversions.

Through such techniques, the firms intend to develop an integrated marketing plan that includes advertising, promotions, pricing and other digital approaches. The dream is one day to develop Urban Edge Apparel as a household name and well known brand in an oversaturated market of fashion & retail.

Critical Thinking Question

As a member of the marketing team, how would you balance the short-term promotion with long term brand building to ensure Urban Edge Apparel continues to grow in such a competitive retail environmen.spinner.listdirspinner.gradient: What three stimuli can contributed principalTable markets are available for each type of consumer stimulus?

3.1 Advertising Techniques for Retail Marketing

Retail Marketing Advertising Methods Retail marketing advertising methods are aimed to bring in customers, create awareness and grow sales via online and offline media. These methods are used to blend creativity with strategy to promote products, distinguish brands and establish intangible values between the brand owner and consumer. In today's retail battle, advertising can't be heard / sung too loudly before someone actually buys something.

• Print and Outdoor Advertising

Old methods of advertising in newspapers, magazines, on billboards and from posters are still applicable for any retail outlets that are local to a specific region. They establish a location presence and build brand recognition among pedestrians.

• Television and Radio Advertising

Mass media promotional efforts permit rEtailers to communicate with large numbers of consumers in short order. Television is best suited to storytelling and emotional connection, while radio offers cost-effective regional targeting.

• Digital and Social Media Advertising

Retailers target certain demographics with personalized ads on platforms such as Facebook, Instagram and YouTube. Digital advertising provides precision targeting, tracking of success and dynamic interaction with the customer.

• Search Engine Marketing (SEM)

Retailers buy paid search ads and display networks to grab customer intent: when people are searching for a particular item. With SEM, you will only get visibility when people are ready to buy and this can make all the difference in whether they convert or not.

• In-Store Advertising

In-Store: POP displays, digital screens and products demos within retail stores – all have a direct line of site to the customer's purchasing decision. This is a reminder for brand recall and impulse purchasing.

• Influencer and Affiliate Marketing

Retail launches with influencers, affiliate partners to scale up and add credibility. These methods utilize trust and word-of-mouth to sell items in a more genuine way.

• Event-Based Promotions

Advertising is also leveraged to spark urgency and enthusiasm for seasonal campaigns, new product offers, holiday promotions that deliver short-term sales spikes while creating closer customer relationships.

3.1.1 Definition and Role of Advertising in Retail

Retail advertising is advertising for products, services and the store itself to build a customer, as opposed to brand or product- state of mind. It is at the heart of how customers perceive a brand, make purchasing decisions and develop an affinity for a particular company or product.

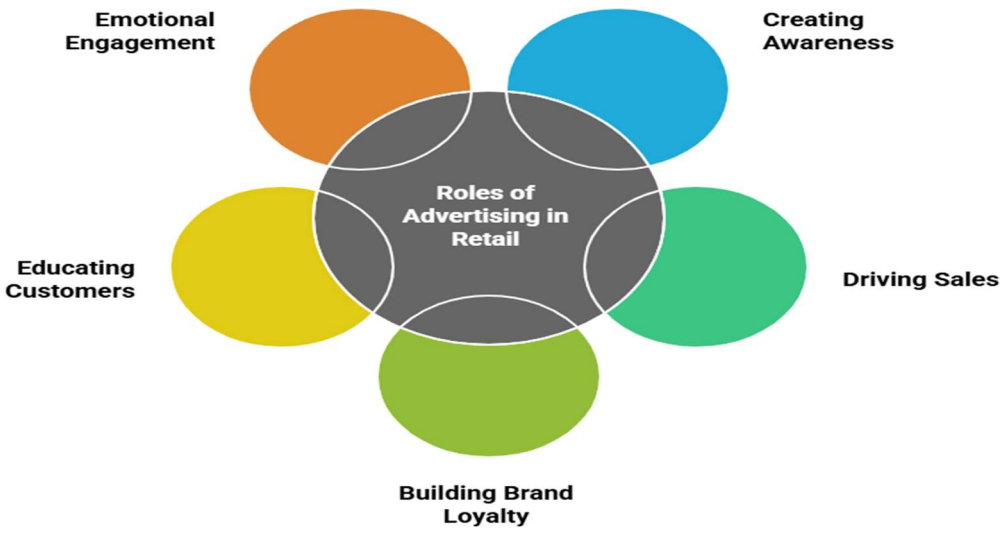

Figure.No.3.1.1

Creating Awareness

Advertising is how customers know what products are available, the cost of those goods, special offers and where businesses are. You'll notice there are new product launches or seasonal sales that require public awareness campaigns.

Driving Sales

It drives people to spend their money by using its verbal influence and lets them buy desired or impulse items. Sales promotions such as discounts or "limited-time offers" are heavily dependent on effective advertising.

Building Brand Loyalty

Regular advertising helps a retailer build up a brand identity and value system. Over time, that builds confidence and loyalty in customers who keep coming back to the same store for repeated purchases.

Educating Customers

Advertising is informative to the extent that it describes new product characteristics or uses, service offerings. This eliminates doubt and instills trust in your decision to buy.

Emotional Engagement

A lot of retail ads are emotional appeals to consumers' hopes and dreams: "Buy this and you'll be a trendsetter," or similar. It makes the shopping feel more like an experience and less like a transaction.

3.1.2 Types of Retail Advertising (Print, TV, Radio, Outdoor)

Retail advertising assumes various formats according to the medium and target audience, along with the overall purpose of the campaign. Traditional media outlets – print, TV, radio and outdoor advertising all still have relevance especially on local level despite digital's advances. While each type has its own advantages in reach, cost and engagement with customers.

Figure.No. 3.1.2 Types of Retail Advertising

Print Advertising

Print print advertisements are newspapers, magazines, flyers and brochures. Particularly useful for local retailers that wish to advertise sales, special promotions or store openings in a targeted

geographic audience. Newspapers bring timeliness, while magazines delivers the reader's passion. Leaflets delivered to homes or posted on community bulletin boards are another way stores offer their deals. Because print ads are tactile, they're something a customer can pick up and thumb through again later — which means they make an excellent vehicle for repeat exposure.

Television Advertising

One of the most powerful forms of retail advertising is TV ads thanks to their multisensory combination of visuals, sound and storytelling. They carry powerful emotional appeal which is helpful in brand building and trust generation. TV is typically employed by retailers around the holidays and in sale seasons to reach a broad audience. And despite its cost, television provides broad reach and can make a retailer a household name. The local cable channels further charge reasonable rates for small retailers to reach specific areas.

Radio Advertising

It is an inexpensive means of advertising and provides a reasonable frequency to urban, and semi-urban population. Short jingles, local promotions and sponsorships are how retailers get to commuters and everyday listeners. Radio enables retailers to engage with audiences on the fly, which is great for flash sales or time-limited offers. It is used locally and is better fit for smaller businesses with local communities.

Outdoor Advertising

Outdoor advertising encompasses billboards, hoardings, transit ads, posters and signs on or in proximity to retail establishments. This attention-grabber is built to stand out in high-traffic areas. Outdoor advertising is great for brand branding, helping people to places to the store, or promoting the sale. For bricks and mortar retailers, signage in strategic locations close to motorways, shopping malls or residential areas can drive traffic to store. Digital billboards have evolved and can do dynamic campaigns changing messages minute-to-minute.

Point-of-Sale (POS) Displays

Another type of display, POS display is classified under outdoor advertising. These range from banners, standees and product displays in or close to stores. They drive purchase decisions at the point of sale, particularly impulse purchasing.

Integration Across Channels

The most successful retailers usually offer a mix of formats. For instance, a company might advertise an event in the paper, follow it up with billboards and create brand retention through use of a memorable radio jingle. This holistic approach is the most effective in terms of reach.

3.1.3 Message Strategy and Creative Appeals

Also, no ad positioning can save poor messaging. “Message strategy is the process of determining what to say in an advertisement; it involves what the ad should consider to be important,” according to “Advertising & IMC: Principles and Practice” by Sandra Moriarty, Nancy Mitchell and William D. Wells. “This helps us establish both tone and content that will

motivate the consumer." Retailers use fact, emotions, or urgency to sell their products. In the information category, such messages reflect product benefits, prices and features. For example, an electronics store may want to display the features of a new phone to go on sale soon as well as a promotional price for it. The emotional argument, however, is much more resonant to values, aspirations and life style choice. A fashion store might sell the idea of garments as a signifier of self-assuredness or personality, offering a sales message that's more about identity than consumption.

Calls to action based on urgency are especially prevalent in the retail space because partly they demand immediate response. Phrases such as "last day of sale" or "only 3 items left in stock" play on fear of missing, prompting future customers to act fast. Message strategies typically are infused with humor, and lots of creativity is used to get the audience's attention and become memorable. A funny supermarket campaign may resonate better with the customer than a plain announcement. Cultural context further enhances the effectiveness of messages as ads with links to festivals, traditions, or local culture are more impactful.

Did You Know?

"Retailers often devote as much time to developing their advertising message as they do to media planning. Research shows that advertisements with emotional or culturally relevant appeals have almost double the recall rate compared to purely factual messages."

3.1.4 Media Planning and Budget Allocation

Planning and budgeting the media are key components of the retail ads strategy. In media planning the planner decides on the means of reaching this target audience (which may be different for each message) at what work periods or intervals and at which venues. It simply involves the apportionment of funds to those selected media with a view producing impact over budget. Trade Desk vision and capabilities that together, ensure that marketing is not only creative, but delivers ROI for our clients.

Understanding the Target Audience

The core of the media planning starts with what is called audience- defining who this audience is—what are their ages, income levels, geography, life-style and how they consumer traditional media. Retailers need to figure out whether their customers are watching more TV, reading newspapers or surfing the net. This way we wouldn't throw it down the drain and spend on channels that don't reach potential purchasers.

Selecting the Right Media Mix

"Retailers never rely on a single channel. The use of a mix of print, TV, radio, outdoor and now digital helps maximize reach. For instance, an apparel shop would use TV for brand

image that are not a cost effective mode of mass media in smaller centres And metros … newspapers and outdoor for location-based spends. Get the right mix between broad awareness and targeted engagement.

Budget Prioritization

After selecting channels, budget also needs to be spent on impactful platforms. Big both of proven media with some's but maintaining enough left over for new ideas).

experimental channels. One popular way of doing this is through a 70-20-10 rule: allocating 70% of budget to tried-and-tested channels, 20% on new but promising media and 10% on cutting-edge experiments.

Timing and Seasonality

When to advertise is also part of media planning. Festive seasons, weekends, or the back-to-school season for example will need higher investment as customer buying propensity goes up.

Adding extra budget to peak times will deliver an even greater ROI. During off-season times this may mean regular (though smaller) investment to keep your 'face' in front of the driver.

3.1.5 Measuring Effectiveness of Retail Advertising

Efficiently assessing the impact of retail advertising is significant in order to ensure that promotional spending results in expected returns. In an industry that works on such fine margins, it's crucial to know if advertising is improving brand awareness, driving footfall, making a sale or creating long-term advocates of your store. This is both a metrics and data led exercise that balances hard numbers with the customer perspective. The purpose is to evaluate the effectiveness of advertising in achieving business goals and to enhance strategies, for future campaigns.

Sales Impact Analysis

Sales are, of course, one of the most straightforward indicators of ad effectiveness. Retailers compare sales numbers before, during and after campaigns to see if an uplift can be observed. Festive promotions and other seasonal campaigns typically show very direct relationships between advertising spend and improved returns. Sales data can also reveal which products received the most gain from exposure to ads.

Illustration: Flipkart's "Big Billion Days" sale in India regularly has a marked sales impact, with billions of dollars in gross merchandise value (GMV) achieved within days. Adweek 5.11 Advertising on television, in digital media and print brought new blowout sales records for categories including electronics and fashion.

Customer Traffic Measurement

Physical presence in stores or visiting an online presence can be another means of measuring the effectiveness of retail advertising. Tools like in-store sensors, loyalty cards and website analytics generate data on whether advertising campaigns worked to draw more customers. More traffic with no sales means you may have an issue about how appealing your products are or the price, rather than advertising reach.

For instance, some of IKEA's store launch campaigns in India and other markets have included viral digital teasers and local ads. These are campaigns that drive footfall in a big way during the first few weeks even a queue and high waiting times, demonstrating overt advertising based customer pull.

Brand Awareness and Recall

Brand knowledge and recall are assessed by means of surveys and market research. Customers are queried if they notice and/or recall certain advertisements. High recall rates mean your campaign's doing its job, low recall means the creative needs to work harder or should be shown more often.

Example: Coca-Cola's "Share a Coke" campaign, where they printed popular names on the bottles was one of the especially successful recall campaigns anywhere around the world. In grocery stores, consumers routinely hunted for bottles featuring their own or a friend's name, adding to recall and affinity levels.

Return on Advertising Spend (ROAS)

ROAS estimates the amount of revenue brought in per unit of currency spent on advertising. ROAS being higher means campaigns are cost efficient. For example, if ROAS is 5:1 then 1 rupee invested returned sales worth of 5 rupees. This measure is guiding retailers on whether to reinvest in channels.

Example: Prime Day efforts with Amazon always result in a strong ROAS offering. Turning advertising investment into billions in sales during its narrow promotional period with personalized digital ads, Amazon has become an industry model.

Customer Engagement Metrics

In today's retail environment, particularly with digital channels, engagement is one of the strongest leading indicators for ad effectiveness. Data points like clicks, social engagement and video views show how people are engaging with ad content. The thing is, with high amounts of engagement it means the campaign hits home, although perhaps not enough to make a purchase there and then.

Example: Zara's digital-first strategy on social media, including Instagram reels and influencer partnerships, generates buzz and high engagement rates. But even when customers don't make purchases right away, the campaign keeps Zara top-of-mind in fashion-buyers' eyes.

Cost Efficiency and Benchmarking

Assessing where to put an ad means sifting through the cost-per-click (CPC), or cost-per-thousand-impressions (CPM) of buy-able ad space. Retailers can use these numbers as benchmarks to determine if their campaign e ectiveness is competitive.

Example: Nike's "You Can't Stop Us" campaign during the pandemic garnered record impressions at a competitive CPM through a combination of online video ads and social platforms. The campaign became a lesson in scaling cost-effectiveness and high-impact storytelling.

3.2 Promotions and Sales Promotion Strategies – Lesson 1

Retail sales promotions are temporary, action -oriented marketing events which create an immediate consumer response and achieve specific sales objectives in Retailing. Promotions are different from advertisement because instead of thinking long-term about the brand, promotions offer an actual size or amount price reduction, a contest/swipestakes to win something with value or points that can help gain loyalty, lower price in promotional basis for a limite time event… inside other difference. They are important for generating traffic, building trial and footfall in stores, disposing of stock at the end of the life-cycle. Supermarkets, for instance, frequently use "buy one, get one free" promotions to increase basket size and retailers deploy loyalty schemes to drive repeat purchasing and foster customer allegiance. The trade promotions– targeted at distributors and retailers – include the likes of dealer incentives, point-of-purchase (POP) displays as well as bulk deals that ensure a better visibility for products alongside being able to manage higher stocks.

Promotions are fundamentally important as they tend to be quite event and seasonally driven, which impacts consumer demand. Retailers will hold holiday discounts, back to school promotions or anniversary sales to create a sense of urgency and catch the spirit of people wanting to spend money. Budgeting and ROI tracking are an important component of promotion strategies, as retailers need to weigh short-term sales increases against long-term profitability. Businesses can optimize their strategies and maximize ROI by measuring the impact against parameters like coupon redemption, sales lift, increased footfall etc. When applied strategically with advertising, pricing and customer relationship management programs, sales promotions are a dynamic tool that can not only have an immediate impact on sales but also establish long-term competitive advantage.

3.2.1 Definition and Significance of Sales Promotion

Definition

Sales promotions Sales promotion Enchancing the value of a product to the Customers for limited time period : -discounts, freebies, gifts or additional commissions- Resolution sales. Whereas advertising with its long term strategies plays the role of brand - image builder, sales promotion's foundation is laid on short run results. These methods range from discounts to

promotions to coupons to buy-one-get-one offers, contests, free samplings and loyalty rewards. In the retail sector, such promotions add value for customers and encourage repeat business.

Significance of Sales Promotions in Retail

Boosting Short-Term Sales

Sales promotions provide time pressures for consumers to buy now, or miss out. For instance, “limited-time offers” or “flash sales” can generate traffic and revenue rapidly.

Example: Great Indian Festival event of Amazon sells in flash deals and time-bound discounts to rack up daily sales volumes. In 2022, Amazon claimed that the volume of transactions in the first 48 hours surpassed all preceding gauges.

Attracting New Customers

Promotions are door-openers for neophyte customers who want to try out a new retailer. Introductory discounts or trial offers turn them into customers.

For example, Swiggy and Zomato in India lured low-income customers by providing deep first-order discounts (e.g., flat ₹100 off). This tactic helped them quickly expand their customer lists in crowded food delivery cities.

Clearing Inventory

Retailers employ promotions to clear out overstocked or out-of-season inventory. Discounted end-of-season sales or clearance shrink stock on shelves and decrease carrying costs.

Example: H&M's annual end-of-season sales around the world is how people are able to purchase last season's unsold clothes and make way for new seasonal collections.

Encouraging Repeat Purchases

Loyalty focused incentives in the form of reward points or customized discounts help bring these users back to continue spending higher LTV $.

For example, (1) Starbucks Rewards Program encourages customers to use and reuse with free drinks, offers tailored to their tastes, and birthday treats. Members represent a large share of Starbucks'

U.S. revenue.

Creating Competitive Advantage

In crowded retail markets, promotions are critical for retailers to differentiate. Competitive deals and bundled plans can steal customers from rivals.

Example: Big Bazaar's Wednesday Bazaar in India had become synonymous with midweek grocery deals, drawing people away from local kirana stores with bulk promotions and low-price pledges.

3.2.2 Categories of Consumer Promotions (Coupons, Contests, Loyalty Programs)

Consumer promotions are focused instruments at the point of sale which influence consumer behavior by offering an extra incentive over a short time period, ultimately promoting one brand versus another. They do not just draw the eye, they make shopping more fun. Three of the most commonly used practices in retail – the flood of consumer promotions, coupons, contests and loyalty schemes. Each of them is hired with a separate goal as well as driving sales and maintaining the customer base.

Coupons

Coupons are one of the oldest and most successful advertising methods giving customers rebate for their purchases. These could be in the form of digital codes, printed coupons or app discounts.

• Objective: To lower the barrier of perceived price so that customers are motivated to purchase now.

• How it's used: Sent out through email, apps, newspapers or point of sale. Digital coupons dominate in e-commerce.

• Benefits: Drive sales volume and appeal to price-conscious buyers.

• Strategy Use: Can be employed, (e.g., incentivizing cart-abandoners with discount offers).

Example: Domino's Pizza frequently advertises digital coupons (i.e., 50% every Wednesday). This not only ups midweek sales but also leads to repeat online orders.

Contests

Contests are promotional events that customers enter to win prizes. It might be a quiz, uploading photos or posting them at random, or challenging friends on social media.

• Goal: Create excitement and connect with customers beyond just transactions.

• Use-case: They have widespread usage on social media with a distinctive a brand-related message to share.

• What it does: Drives engagement, prompts user-generated content and builds emotional connections.

• Use strategically: Gather data from customers for future targeting.

Example: Pepsi's "#PepsiMoji" campaign invited customers to post selfies with bottles of Pepsi stamped with emoji graphics. The competition gained traction on Instagram and Twitter, helping the brand make inroads with younger consumers.

Loyalty Programs

Rewarding with points for repeated purchase and engagement in the long term is part of the loyalty programs. These can be point systems, or tiered memberships and other membership benefits.

• Goal: Keep people around, get the most possible lifetime value (LTV).

• Usage: Employed by supermarkets, airlines and e-commerce companies through apps or cards.

• Benefits: Turn casual shoppers into loyal advocates.

• Strategizing: Individualized incentives help to build customer-brand relationships.

Example: Sephora's Beauty Insider Program has tiered membership withbenefits including free samples, birthday gifts, and exclusive access. It has proved to be one of the most effective loyalty programs in retail history, boosting repeat purchases and customer data collection alike.

3.2.3 Trade Promotions (Dealer Incentive, Displays Bulk deals)

Consumer promotions are directed at the ultimate purchaser (end user), and trade promotions are directed to firms in-channel, such as wholesalers or retailers. They're designed to motivate trade partners to merchandise, display and promote products better.

Dealer promotion Dealer incentives are the most commonly employed trade promo- tion method. It's common for producers to offer bonuses, trips or other financial incentives to retailers who hit sales targets or promote particular product lines. Such incentives provide a reason for dealers to carry some brands over others. Car dealers like Maruti Suzuki, for instance, give foreign trips and money bonuses to its top-performing ones among them so that their cars get priority in sales push.

In the trade promotion there is also need for product displays and P.O.P… _ On attractive displays, shelving and signage all help make a product more visible in a crowded category such as FMCG. Manufacturers frequently supply free promotional materials to retailers, those materials are used to help attract attention from customers and increase impulse purchasing. For example, Nestlé often arranges with retailers to donate in-store stands and branded coolers for KitKat and Nescafé products, thus ensuring visibility on store shelves and stimulating buy-on-impulse purchases.

Bulk deals are another popular type of trade promotion. DISCOUNTS Given to trade buyers buying in volume! This is beneficial not only for the scale of production but also product

presence in retail stores. Bulk sales are great especially during your peak seasons of demand, because they ensure more space on the shelves and ahead-of-line healing. For example, Hindustan Unilever offers lucrative bulk purchase incentives for its distributors during festive seasons and ensures that brands such as Dove and Surf Excel get priority stocking.

Trade-promotional value is derived from the state of win-win. The makers gain distribution and sales, as retailers receive financial rewards and more store traffic. Combined, they enhance supply chain relationships and provide better access to the consumer.

3.2.4 Event-Based and Seasonal Promotions

Event-based and seasonal promotions are two commonly used retail marketing policies for boosting sales through campaigns that link to events. Both are about driving customer engagement and purchases, but they're done at different times with different focuses and scales.

Event-Based Promotions

• We tie all these to events such as product launch, store anniversary, sports tournament or cultural event.

•The point is to generate the "buzz" and buzz immediate excitement about a retailer or product.

• They are typically time bound and short term, often limited to a specified period of years. For instance, a retailer might have its own promotions around the World Cup and on its 10th anniversary.

• Event-driven offers usually leverage exclusivity and urgency to nudge people towards impulse purchases. One company, Adidas, even capitalised on the FIFA World Cup tournaments to release limited-edition products, generating huge buzz and fast turnover from sports enthusiasts.

Seasonal Promotions

• Holidays and seasons: Here, as also with other e-commerce names we have looked at, seasonal campaigns are driven by time cues such as festivals (Diwali; Christmas), back-to-school or end-of-season sales.

• They want to sell as much inventory in peak times as possible and then clear the shelves at end of cycle.

• They last longer than event-based campaigns, potentially running for weeks.

• Tactical promotions: Seasonal Tactical promotions are tactical-promotions where the focus of these offers is to encourage a diverse range of the audience, taking into consideration seasonal behaviours and customs over “ordinary” seasons or cycles. For instance, Walmart offers back-to-school promotions with packages loaded deals on school supplies, uniform and

electronics while Shoppers Stop (in India) unleashes Diwali offers that go widespread in proportion to festive shopping.

Comparison and Contrast

Length: Event-based promotions tend to be short and targeted, while seasonal ones are longer.

Activation: Event-based (niched/ situational opportunity driven) vs. seasonal promotional promotions for mass scope participation.

Objective: Events are designed for brand exposure and instant gratification, but seasonal promotions are centered on units and inventory liquidation wow."

Predictability: Seasonal promotions are cyclical and can be prepared far in advance, but event-based ones tend to be reactive and associated with a one-time event.

Impact: Both are sales drivers, but event-based promotions lead to short-term spikes while seasonal promotions drive longer and sustained engagement.

3.2.5 Budget Analysis – ROI of Promotion Measures

Budgeting and ROI (Return on Investment) are key elements in making sure that sales promotions add value without unnecessarily squeezing a retailer's funds. Promos are also margin killers, since so many promos include discounts, free product or added value. It therefore needs careful planning and assessment to find a right balance in between customer and profit appeal.

Setting Clear Objectives

Budget: Determine how you want to spend it Establishing the goal for your promo will dictate how much money should be allocated. Goals can range from simply overcoming inventory and growing market share, to attracting new customers or driving seasonal sales.

Having clear goals helps in deciding how much to invest and what outcomes can be expected. For instance, Bata India often runs end-of-season sales signalling its intent to clear old stock and make way for new range of collections.

Allocating Resources

Once these decisions are made, retailers must also determine the percentage of total marketing spend that should be allocated to promotions. This refers to costs relating to discounts, communication campaign(s), logistics and technological support. Allocations should be commensurate with immediate sales objectives and long-range profitability. In the case of Tesco in the UK they plan their promotional spend at Christmas rigorously and that includes chucking prices down very low and also pouring media into the market.

Cost Considerations

"But promotions have costs associated with them: direct costs, like lower margins due to discounts, and indirect ones, like advertising, distribution and staff incentives. The ROI budgeting process needs to encompass the full costs and not just using the sales 'hook' as an expensive loss leader. Colgate-Palmolive, for one, incorporates this overhead such as logistics and retailer incentives into its free-sample distribution campaigns.

ROI Calculation

The return of investment is quantified as the difference between the additional revenue created by the promotion and its total cost. For instance, if a festival sale leads to ₹10,00,000 worth of additional sales and incurs ₹2,50,000 in costs to run this sale then the ROI is 4:1. This metric can be used to assess if the promotion was economically

successful. Republic Day promotional campaigns of Big Bazaar are giving a solid ROI, in some cases generating more incremental revenue than the cost.

Short-Term vs Long-Term Impact

Promotions usually generate immediate peaks in sales, but the calculation of the ROI must take into account long-term impacts. And were the new buyers truly loyal repeat customers, or merely looking for a bargain?

Knowing this difference helps to make sure your budgeting decisions are going toward sustainable growth. Marks & Spencer, for example, measures long-term effects by monitoring whether customers attracted with discount offers sign up for its Sparks loyalty scheme.

Monitoring and Adjustment

Retailers need to track promotions live to measure effectiveness. “Adjustments can be made to the campaign if ROI isn’t where we expected, such as modifying your offer or moving spend elsewhere”, Tame advises. It is this flexibility that saves money and fosters efficiency.

Learning for Future Campaigns

ROI measurements data feeds back into plan for future budgeting. For instance, if coupon ad campaigns prove to be more effective than cashback offers, then future budgets can allot larger portion for coupons. This continuous

Enhancement cycle allows the promotional methods to be improved. US retailer JCPenney flexed its marketing strategy muscle after discovering that personalized couponing outperformed generic discounting via ROI data.

"Activity: Designing a Promotional Campaign for a Local Retailer"

As an individual task, choose a small local retail store such as a bookstore, grocery outlet, or clothing shop. Design a three-week promotional campaign that combines at least one consumer promotion (such as coupons or contests), one trade promotion (like dealer incentives or displays), and one seasonal or event-based element. Outline how you would allocate the budget and explain how success would be measured. Reflect on how your plan balances short-term sales boosts with long-term customer loyalty.

3.3 Price Objectives and Strategies – Part 1 Definition Price is the monetary value that a seller sets for their product, to exclude services, while cost refers to actual amounts spent or incurred in order to acquire items or activities.

Retail pricing is more than just putting a number on products; it sets the strategic foundation for how customers perceive items, demand profitability, all while providing direction for your marketing efforts. Pricing objectives depend on what a retailer wants to achieve. There are those that use pricing simply to make money, and there are many companies who will quote low prices as a means to enter new markets or gain market share. Pricing even has implications for positioning—high prices communicate exclusivity and quality (and can create a feedback effect), while low prices signal affordability and popularity. Thus, prices determine how a retailer is seen in the retail environment and how it fares against competitors.

One of the key tools available for achieving these price objectives is pricing strategies. The cost-plus pricing guarantees that all costs are covered and that a reasonable profit is included. Competitive-based pricing adjusts to competitors' prices, a common need in industries where consumers can quickly compare prices online. Value-based pricing is about charging with respect to the price that customer are willing to pay for relative value and not with respect to cost.

Merchants also employ more sophisticated tactics, such as psychological pricing methods, price lining, and markdowns to strategically impact purchase intentions and inventory management. Some use Everyday Low Pricing (EDLP) to develop trust while others depend heavily on promotions for excitement. Combined, they illustrate that the price in retail is neither a fixed point nor independent decision, but rather a dynamic & multi-faceted tactical as well as strategic weapon aiming to strike balance between customer lure, sales increase and profit.

3.3.1 Retail Price Mission and Objective

In retail, pricing is one of the most potent levers that influence customer demand, profitability, competitiveness and brand positioning. It's not just about pricing, but even packaging and communicating the value with customers. Role And Objectives Are

Interrelated The role and the objectives of pricing are interdependent in that the former delineates what is required from pricing to do in a retail context, the latter directs how pricing decisions should be structured to realise business goals.

Revenue Generation

The basic purpose of pricing is to provide revenue for the retailer. It turns products and services into cash flow that allows a business to operate, grow and thrive. Apple, for instance, commands a premium price point to attract strong cash flows on devices such as the iPhone that have helped make the company exceptionally profitable.

Market Positioning

Pricing is a powerful tool to help situate the retailer correctly in the market. Premium pricing says "we are exclusive and of high quality" while competitive pricing says "everyone can afford it". For example, IKEA markets itself as affordable and cool by offering price-competitive home products.

Customer Perception

Price is a perception of value for the customer. Fair and transparent pricing creates trust,

and promotions can detract from the perception of luxury. Decathlon fosters customer confidence with transparent low-price sport gear policies, whereas prestige brands such as Louis Vuitton leverage high prices to support perceptions of exclusivity.

Demand Regulation

Prices can drive demand up or down. Discounts and promotions incentives higher quantity purchases, while higher prices may also reduce demand though they can increase margin per unit. Domino’s Pizza, for instance, manages demand with regular weekday price promotions to increase midweek sales.

Competitive Advantage

Retailers price in order to differentiate themselves from competitors. Price-match policies or flash sales are used to lure customers in competitive markets. Walmart in the U.S. has price matching guarantee, which allows to be competitive by letting customers know they will get the lowest prices.

Objectives of Pricing in Retail

Maximizing Profits

Retailers hope to price their products so that prices are high enough to cover costs and provide a profit, yet low enough to be attractive relative to competitor's prices. Starbucks does that by selling coffee at high prices, there are good margins and steady demand.

Achieving Sales Targets

Pricing strategies are frequently formulated to accomplish short-term or seasonal sales targets, including promotional offers and clearance sales. Companies like Reliance Trends in India provide hefty discounts during festivities, to achieve the ambitious sales targets.

Customer Retention and Loyalty

By giving fair prices, repeat purchase discounts or some sort of special offer enables to get a regular customer and develops a long term relationship with them. Sephora's loyalty program, Beauty Insider, commingles pricing incentives with the delivery of rewards to keep customers coming back.

Market Penetration

When new in a highly competitive, or emerging market, low pricing is used to bring a customer base and market share. JioMart had entered India's vast grocery retail market with razor thin pricing to ensure that penetration was quick.

Survival During Competition

During competitive times when business is tight, price may be sacrificed to keep market share and the lights on even if you operate at less than desirable margins. Amid the U.S. price wars in online retail, Target slashed margins on essentials to survive Amazon's rule.

Encouraging Desired Buying Behavior

Retailers motivate people to spend more or experiment with new product categories by offering volume discounts, promotional deals and bundle pricing. McDonald's value meals, for instance, are a classic example of bundle pricing that motivates customers to purchase add-ons: fries; coke.

3.3.2 Common Pricing Mechanisms (Cost-based, Competition-based, Value-based)

Three general approaches to pricing are usually available to retailers: cost-based, competition-based, and value-based pricing. Both approaches have its pros and cons, and is chosen depending on the market situation and organizations' goals.

• The simplest pricing is cost-based, where the price is set by adding a margin to the production or purchase cost. This model makes sure that all costs are covered + mark up. A food store, for instance, can purchase packaged food products below the usual distributor price and maintain a standard markup. Although straightforward, this method does not take into consideration the customer brand image and any competing pricing. Big Bazaar in India uses cost- plus pricing for staples like rice and wheat to maintain margin but ensure affordability.

• Competition pricing is based on what other retailers are charging. When you are playing in high-competitive markets, matching or under-cutting your competitors is a must to keep your market share. For example, online retail, where consumers can easily compare prices across

websites, frequently sees retailers setting and updating prices dynamically in efforts to compete on price. The potential drawback of this strategy is that it can lead to price competition, lowering overall profits. Amazon often relies on algorithmic dynamic pricing to beat rivals in categories such as electronics.

• Value-based pricing looks at what customers will pay without consideration for what the product cost or compared to competitors. E.g., a specialty grocer of organic goods can command much higher prices than its competitors because consumers perceive that safe and sustainable foods are synonymous with health. That requires a deep knowledge of consumer pyschology, brand positioning, and market trends. Whole Foods applies a value-based pricing model to their services as they charge consumers more for organic produce by calling up health improvement and sustainable features.

In practice, retailers would usually use a mixture of the two methods. For instance, as opposed to a cost- bascd approach with basic products (and value-based pricing in premium lines and competition based strategy for competitive categories). This mixed model enables dealers to balance between profitability, competitiveness and customer satisfaction. Hybrid pricing Marks and Spencer hybrid prices by keeping competitive pricing on basics, but adds value-based premiums on exclusive fashion ranges.

3.3.3 Psychological Pricing and Price Lining

Retail pricing is not just about satisfying costs and making margins; it also affects how customers perceive value – as well as how their buying decisions are formed. Psychological pricing and price lining are two popular methods adopted in retail. They both align in aiming to influence the behavior of customers, although they serve so in different manners with the one adjusting the perception through pricing cues and the other by partitioning product ranges into price categories.

Psychological Pricing

Psychological pricing is a method to price your products based on people's emotional responses vs. rational thought processes. The goal is to get prices lower and to encourage faster decisions.

• Charm Pricing: Prices that end with “. 99” or “. 95” are widespread (e.g., ₹999, instead of ₹1000). The clients see them as very much lower, although that's not a large gap. Charm pricing (such as presenting an item for sale at ₹9.99 rather than ₹10) is particularly common in Flipkart’s flash sales, which usually focus on electronics that are listed at ₹9,999 instead of the regular price of ₹10,000.

• Prestige Pricing– retailers use rounded and higher prices (for a luxury item ₹5000 would be used instead of.

₹4999) to show exclusivity and quality. Rolex uses prestige pricing to highlight exclusivity in their watches.

• Anchor Pricing – Sometimes showing a higher “original price” next to the discounted price impacts prospective buyers as being more valuable (e.g., “₹2000, now ₹1200”). Myntra leverages anchor pricing heavily in the online apparel sale, display deep discounts as bait to lure consumers.

Bundle Pricing: Selling two or more products together for a price that seems less when compared to individually selling (For example: “Buy 2 shirts worth ₹999”) makes the customers feel like they have gained something extra. Burger King frequently uses joint sales or bundling in the form of meal deals.

• Scarcity and Urgency: Showing time-sensitive deals or a low-stock notification next to the price prompts impulse purchases. Zara leverages “low stock left” prompts online to convert that much more quickly.

Price Lining

Price lining is practice of offering merchandise at different prices within a given range, or line Price lining can simplify the process of price setting and remain competitive in the market. The days of going from a haphazard pricing strategy to clear tiers based on solutions are over.

• Categorized Assortment: The products are categorized into low, mid and high-price ranges (e.g., shoes would be offered at ₹999, ₹1999, and ₹2999). Nike divides shoes into tiers (budget, performance, premium) in order to help the buying process.

• Customer Segmentation: You need to be able to offer different customer segments—budget porridge shoppers, mid-tier folks and premium types. Samsung does this for its entire range of smartphones, with the budget Galaxy A series and mid-range M series rounding out at the premium S lineup.

• Streamlined Decision-Making: It’s easy to lose buyers with too many price alternatives. Price lining simplifies the process for customers to compare prices and make their selections.

• Demand Side: So why do retailers offer more than one line of products? "My high end lines increase margins, and my lower end lines provide for the volume."

• Brand Strategy: Price lining indicates quality levels. A t-shirt store with three price categories makes a distinction that customers can easily understand – fabric, cut or exclusivity. H&M utilize price lining in their fashion collections, which range from basics to pricier “Conscious Exclusive” offerings.

3.3.4 Markdown Policies and Clearance Strategies

Markdown policies and liquidation strategies are critical tools in retail price management. They allow retailers to manage unsold stock, adapt to shifts in consumer demand and keep healthy inventory-stock levels. Given that holding onto excess inventory ties up capital and leads to higher storage costs, markdowns and clearance sales are their methods of reintegrating this value into the system, cleaning out old merchandise to make way for new

items. And when done right, these tactics breed excitement that draws deal hunters and mitigates the sense of loss.

Markdown Policies

Markdown A planned reduction in the selling price of a good or service to reflect competitive realities; usually occurs after introduction of the product at a high, possibly unrealistic, price. It's an intended part of the retail product cycle, particularly for fashion, electronics and seasonal goods.

• Planned Markdowns vs. Unplanned Markdowns: The former are planned in advance like end-of-season markdown discounts, while the latter result from slow-selling merchandise or other surprises in demand. H&M sticks to a markdown schedule when it comes to seasonal fashion clearances.

• Stimulating Demand: Lower prices can help stimulate demand for slow moving items. And customers who may have been holding back earlier on, will buy if prices fall. Best Buy frequently discounts older electronic models in order to stimulate demand ahead of new launches.

• Managing Inventory: Markdown policies enable retailers to clear excess product and make way for new merchandise, ensuring assortments stay fresh and on point. Zara employs planned markdowns to keep the collections fresh every few weeks.

• Competitor Response: MarkDowns are utilized as a response to competitor prices at times. And the reduction in price at an opportune moment means customers can still see value in what the retailer is selling. Snapdeal has slashed its prices in retaliation to the cut rate pricing of Flipkart, Amazon in India.

• Profit Recovery: As margins fall, markdowns recover some of the investment. A progressive markdown strategy — with lower and lower discounts as time goes on — helps to achieve a maximum recovery.

Clearance Strategies

Clearance promotions are longer duration programs that move overstocked or aging inventory. These are frequently advertised with deep discounts and promotional copy.

• Summer or Winter Exclusives: End-of-season sales represents a good time for fashion and lifestyle, where brands want to make space for new collections. The pantaloons has biannual sales (end of season sales) for a clearing stock.

• Festival or Event Clearances: Connected with the festivals or special days of shopping interests (e.g.,"Year End Sale", "Big Billion Day"), where retailer appeal to rush by customers can be seen and Heavy traffic can be attracted in this type of clearance sale. Macy's in the U.S. benefits from year-end clearances associated with Christmas and New Year shopping festivals.

• Combining Items and Volume Discounts: Retail Clearance typically employs strategies such as e.g. “buy two get one free,” or volume discounts that prompt the consumers to purchase more products at a lower price. BigBasket applies bundling in clearance of slow-selling grocery items.

• OMNICHANNEL CLEARANCES: In omnichannel-based sale, it presents clearance in brick-and-mortar shops and online stores. It boosts coverage and stock clearance to the maximum, I.e. ultra-levels. Nike does clearance promotions across its website, app, and in outlet stores at the same time.

• Customer draw: Clearance sales influence market perception and draws both customers loyal to the brand who also new visitors who come back and buy after the clearance ends. In India, Shoppers Stop has been leveraging clearance events so that it is able to generate footfall and sell off merchandise that is going out of season.

3.3.5 Price Promotions and Everyday Low Pricing (EDLP)

Pricing strategy is a really important aspect in retail as this not only impacts demand from customers, but also it's where your brand takes place in the market. There are two types of pricing strategies employed by the retailers, Price Courtesy africa Studio Promotion and Daily Low Pricing (EDLP). Both strategies vie to lure in customers and drive sales, but vary in implementation, customer perception and long-term implication.

Price Promotions

Price promotions Temporary reductions in price with the proviso that different discounts or offers are used to encourage short-term sales and produce just enough product for customers to make sure they come back to buy more. These might be festival discounts, flash sales, buy-one-get-one-free deals or seasonal price slashes.

• Short-Term: Promotions build urgency and increase immediate sales, especially with more price-sensitive customers. “This is one of the quintessential examples where flash sales generate record-high sales volumes — Flipkart’s ‘Big Billion Days’.

• Customer Excitement: They create excitement and traffic, formulating in impulse buys. Target’s “Deal Days” promotion has created a level of promotional buzz for the retailer that is comparable to Amazon’s critically important Prime Day sale.

• Inventory Control: Promotions are effective in selling off old or overstocked merchandise to make way for new stock. Dell frequently employs promotional pricing to move previous laptop models before releasing new offerings.

• Cons: Relying too heavily on promotions can condition customers to wait for discounts, eroding long-term profitability.

Everyday Low Pricing (EDLP)

The EDLP is a tactic in which stores maintain low prices and reduce promotions. It focuses more on price stability and trust than fleeting discounts.

• Consistency: Customers learn to expect fair prices every day, which builds loyalty and lessens the need for comparison. The global brand positioning behind Walmart's EDLP The EDLP is globally known as the base of Walmart's brand positioning.

• Savings: EDLP decreases cost by streamlining pricing and by discounting the need for endless promotions as well as creating consistent demand. Aldi uses EDLP by providing stable low prices and minimal advertising.

• Trust and loyalty: EDLP retailers are perceived to be trustworthy, transparent, and customer oriented by the shoppers. DMart in India has earned its stripes and built trust with everyday low prices on groceries and daily essentials.

• Cons: Without the lure of a deal, EDLP may not have appeal to bargain-hunters or bring spikes in customer traffic.

3.4 Digital Promotion Techniques in Retail

Digital marketing is a fundamental element of retailer marketing activity, given that consumers are spending more of their time interacting with brands online. Digital marketing makes it possible for stores to connect with niche audiences, monitor performance on the fly and provide interactive engagement – a far cry from billboard advertising. Such methods are not only bringing new audiences, but also increase engagement and loyalty of the existing ones.

Search Engine Marketing (SEM)

Retailers can pay to appear when consumers are searching the Internet for products. This guarantees seeing when consumers have the level of intent to buy. For instance, Google Ads enables retailers to bid on keywords like "buy shoes online," which is demand driven traffic.

Social Media Marketing

Retailers can promote products via paid ads, influencer partnerships or organic content on platforms like Facebook, Instagram and Twitter. SMM campaigns are targeted along demographic, interest, and geographic lines at a fraction of the cost of traditional advertising.

Email Marketing

Emails send campaigns are effective when it comes to advertising in personal touch. Merchants blast newsletters, offers and product pitches into the inboxes of customers. Targeted campaigns by purchase history generally lead to increased levels of both opens and conversions.

Content Marketing

Retailers establish brand authority and trust by delivering highquality content, including blogs, product guidance and videos. Not only does this educate customers, but it also shares search engine benefits—all of which can result in long-lasting organic traffic.

Influencer and Affiliate Marketing

Retail brands are often able to use Influencers as a platform for endorsement, providing their followers with authenticity and trust. On the flip side, affiliate partners make money when they drive traffic or sales through an invited referral link to help Retailers extend reach in a cost effective manner.

Mobile and App-Based Promotions

The usage of mobile prompts also is boosting as threat from the mobile has made retailers to rely on push notifications, in-app banners and special offers. Apps also reinforce loyalty programs that reward repeat purchases.

Retargeting and Remarketing

Retailers can track visitors who left without buying something and woo target them with digital ads. Remarketing is often accompanied by tailored offers to lower the rate of abandoned carts.

Video and Interactive Ads

Short promotional videos on sites like YouTube or Instagram Reels showcase product features and how they benefit a customer. Interactive formats, such as polls or shoppable videos also enhance customer engagement and conversions.

3.4.1 The Role of Digital Media in Retail Promotion

Digital Media has revolutionized the world of retail promotion by offering retailers a form of customer engagement that is interactive, measurable and cost effective. Real-time communication, personalization, and seamless targeting that digital channels offer is unbearable to the retail business in this day and age unlike legacy media. Digital media — it's no longer a nice-to-have, but fundamentally an arms race around how you get in front of consumers and impact their decisions to buy something.

Expanding Reach and Accessibility

Digital media allows the retailers to connect to global market at a minimal cost. Thanks to websites, mobile apps, and social media, it is now possible for retailers to present products to customers any time or place. This 24/7 access also opens up visibility beyond the constraints of traditional advertising by geographical and time zones.

Personalization of Promotions

Perhaps one of the most important roles for digital media is that it lets a company customize the messages it's sending based on its customers' behavior and preferences. Insightful patterns or trends enable retailers to send relevant offers, recommendations, or reminders - lift purchase probabilities and customer satisfaction.

Real-Time Communication

With digital channels, the response time is immediate, and you are already interacting with your customers. You can get the word out about promotions, flash sales or new products immediately and answer any feedback or questions right away with chatbots, social media responses or live customer support.

Cost Efficiency and Measurability

Lets start with a few numbers, digital ads will always be cheaper and more trackable than traditional. Metrics including impressions, clicks, and ROI can be tracked in real-time to help retailers adjust campaigns for optimal performance.

Integration with Omnichannel Retailing

For all its faults, digital media connects online and offline. Display and social promotions frequently feature calls to action sending customers to brick-and-mortar stores with digital coupons or click-and-collect options, resulting in easy cross-channel integration.

Building Engagement and Loyalty

In addition to driving immediate sales, digital media aids in cultivating long-term engagement. Retailers can forge emotional bonds that develop loyalty by using storytelling, influencer partnerships and interactive content such as polls or videos.

3.4.2 Social Media Marketing: Tools, Platforms and Strategies

2

In retail, social media marketing has evolved to become one of the most prominent digital promotional methods. It leverages social channels to reach customers, increase brand presence and spark sales through targeted efforts. Different from the traditional media, social media is interactive and allows two-way communications that allow retailers to not only send messages but also obtain feedback, establish communities and keep loyalty to customers. What is successful social media marketing? Successful social media marketing employs the right tools and strategies, but it also involves using tactics for maximum impact.

Platforms

Each platform serves diverse customer demographics and retail objectives.

• Facebook: It has an extensive reach and sophisticated ad targeting, so it is effective for brand awareness and promotions.

• Instagram: Photo-driven, best for fashion, beauty and lifestyle retailers that use aspirational imagery.

• Twitter (X): Best for stay updates, customer engagement and prompt responses.

• YouTube: Ideal for long-format content like product demos, tutorials or storytelling campaigns.

• LinkedIn: Best for B2B retailing or creating a professional brand.

• Pinterest: Strong in inspiration-based shopping, particularly for home décor and items related to crafts or fashion.

Tools

Retailers use social media tools to effectively plan, execute, and measure campaigns.

• Scheduling: Speaking of consistency, tools like Hootsuite and Buffer can help automate your posts across various social media channels.

• Analytics Tools: Check engagement, conversions and ROI with insights from Facebook's own Analytics, Instagram Insights or third-party dashboards.

• Ad Tools: With paid ad managers, you can distribute ads to people by demographics, interests and behaviour online.

• Listening Tools: Retailers can utilize tools like Brandwatch or Mention to follow consumer sentiment and keep tabs on brand mentions.

• Creative tools: Canva, Adobe Spark for creating visually appealing posts and ads.

Strategies

Focusing On Customer Needs The role of social media in retail is only as good if it’s effective.

• Content Strategy: A mix of promotional, educational and entertaining posts will help keep your audience engaged.

• Engagement Plan:Responding to comments, putting up polls, or going live helps in maintaining a community.

• Influencer Partnerships: You know how to retailers reach more niche audiences and build that credibility?

• Paid Advertising: Target ads for product launches, seasonal sales or retargeting cart abandoners to increase conversions.

• Hashtag and Campaign Strategy: Branded hashtags promote user-generated content, while campaigns generate buzz around events or special promotions.

• Omnichannel Integration - Social media should feed into other channels, connecting advertisement to e-commerce or offline store activity.

3.4.3 Influencer Marketing and Brand Advocacy

Today, people shop in the digital age, and their purchasers are influenced by more than just traditional advertising. Enter influencer marketing and brand advocacy — two forms of marketing that leverage genuine voices to drive retail brand and product promotion. Both depend on credibility and trust, but influencer marketing is about teaming up with someone who has a large following whereas brand advocacy is all about converting happy customers into promoters.

Influencer Marketing

Influencer marketing is working in conjunction with social media personalities, bloggers or content creator who have earned trust with their folllower base. These influencers serve as go-betweens, hawking retail products in a manner that seems genuine and down-to-earth.

• Reach and Targeting: Influencers enable the retailers to reach out to their niche audience in fashion, beauty, electronics or lifestyle product they specialize. In India, Nykaa teamed up well with beauty YouTubers who helped them in targeting specific makeup and skincare niches.

• Authenticity: Unlike traditional adverts, influencer endorsements are regarded as more personal and sincere, gaining trust for your brand with clients. Daniel Wellington's global expansion was rooted in gifting watches to influencers in return for authentic lifestyle shots, rendering the brand aspirational.

• Engagement: Influencer-driven campaigns tend to prompt high levels of engagement; likes, shares and comments that increase reach. Gymshark worked with fitness influencers on Instagram, generating millions of engagements and good brand visibility.

• Formats: Possible campaign contents can be unboxing, tutorial, reviews or live sessions resulting in an engaging customer experience. Samsung released unboxing campaigns with tech Youtubers to create buzz around for Galaxy phones.

• Cost Flexibility: Retailers can work with micro-influencers (those with smaller yet loyal followings) for cost-effectiveness or celebrities in order to gain widespread reach. Sugar Cosmetics in India has worked with micro-influencers through Instagram for even cheaper calculated ROI-driven campaigns.

Brand Advocacy

Brand advocacy aims to elevate loyal customers into brand evangelists. They, in turn, are also the best salespeople for these products by telling friends about them and spreading good information via word of mouth or through social media.

• Customer Trust: Advocacy is strong because word-of-mouth and peer opinions are very believable. The membership model of operation at Costco promotes organic advocacy, convincing customers who rave to their friends about the value-heavy brand.

• Honest and Organic Growth: Your fans become advocates to spread the word so that they're not getting paid for promoting your business. Tesla's customers typically serve as unpaid advocates, chronicling experiences on social media and pushing others to buy electric cars.

• Building Loyalty: Retailers enroll their satisfied customers as advocates by providing rewards, special privileges or recognition. Dropbox gained its customer base through enticing referral bonuses that allowed for both the referrer and referee to enjoy additional storage space.

• User-Generated Content: Supporters sometimes produce photos, reviews or testimonials usable in future promotions for retailers. GoPro leverages user-generated content, highlighting customers' photos and videos shot with its cameras to strengthen product authenticity.

• Long-Term Impact: Advocacy creates a loyal community base over time — customers that turn into brand ambassadors. Harley-Davidson has created generations of brand loyalty through riding clubs that allow owners to spread the brand experience among potential converts.

Influencer Marketing and Advocacy Merging

Some retailers use both methods to full effect. Influencers generate initial awareness and buzz, advocates drive long-term credibility and trust. For instance, a fashion brand might introduce influencers around its new collection and then use hashtags to get happy customers to share their looks on social media, creating a cycle of visibility and trust. H&M utilized this tactic by collaborating with fashion influencers on new collections and asking customers to post pictures of their own outfits under the #HMxME campaign.

Estimating Demand Model of digital coupon usage, cashback apps and mobile promotions.

The use of digital coupons, cashback apps and mobile promotions has skyrocketed in retail

marketing, and in this era of increased smartphone penetration and mobile commerce. These methods conveniently package the purse 's value-driven incentives in such a way that entices customers to play more often and encourages repeat play. As compared to the typical paper based offer, digital promotions are also much more targeted, trackable and easier-to-distribute – enabling retailers to see how a campaign is working instantly.

Digital Coupons

Digital coupons are the digitized form of paper coupons, which customers can find when they receive emails, visit websites or use an app. All coupons are simple at checkout — scan a code or enter a promo code.

• Retailers turn to digital coupons to gain first-time customers, reward return buyers and dispense of seasonal stock. Domino's Pizza sends digital coupons to customers through its app so they continue ordering.

• They allow for microtargeting, like giving discounts to online shoppers who left carts behind.

Myntra pushes personalized coupon codes to customers that exit with product left in the cart.

• Because data on redemptions are collected holistically, retailers can compare how various campaigns scored. The U.S.-based digital coupon platform offered by Kroger delivers granular insights into how coupons are redeemed, to help customers optimize targeting.

Cashback Apps

Cashback apps enable customers to earn money or credits back after they make a purchase, based on either how much they have spent or what type of product was sold. For payment wallets and meticulous cashbacks driven platforms for example.

• They are a hit with price-sensitive customers who prefer physical rewards. In India, Paytm garnered tens of millions of users by promoting cashback on shopping as well electricity and other bills.

• Cashback encourages loyalty and repeat purchases because customers return to spend rewards on a future purchase. Ebates (Now Rakuten) is a great place to earn money for all sorts of online tasks, but you'll also get a $10 welcome bonus just for signing up and making a $25 purchase.

• And, retailers get the scale and customer visits from more transactions without bearing all of the costs on their own as they share in that cost with mobile app providers. PhonePe to ride Flipkart's coattails in deeper push at Capital market May 29, 2018 admin Agriculture sector was ignored under PDP regime: Naeem Akhtar January 23, 2019 arrwo_4726 December 3, Bali's famous beaches ravaged by mountain of plastic scraps February 28, renderPartialTool(_s + ''); });.

payment adoption.

Mobile-Only Promotions

As more customers shop on their smartphones, retailers now have special mobile promotions. That includes app-exclusive deals, push notifications, and flash sales within the app.

• Mobile promotion boosts app downloads as well as facilitates ongoing engagement with your audience.

Amazon India also hosts the "App only deals" to stimulate downloads and app engagement.

• Push notifications can remind about deals, abandoned carts or new arrivals. The shopper's app is still being used regularly for push notifications on deals and cart checkouts, adds Grofers.

• Location-based promotions take advantage of customer location to deliver tailored offers (e.g., storelevel deals). Starbucks delivers localised promotional offers when customers are close to its stores through geo-targeted notifications.

Integration with Loyalty Programs

Online coupons and cashback are usually associated with loyalty programs, which generate benefits for the continued participation of a customer. Loyalty apps monitor spending and send personalized offers, giving consumers a sense of exclusivity. Sephora's Beauty Insider app combines digital coupons with loyalty credit, prompting return shopping.

Advantages of Mobile Promotions

In contrast to regular ads, digital signage advertising has lower cost, scalable features and eco-friendly benefits. And they offer retailers rich customer data — what a customer likes, how often she buys and when she redeems — which prompts more effective targeting of offers. Target's Cartwheel app (now known as Circle) compiles information on coupon usage and uses it to improve future campaigns.

Customer Experience Enhancement

Digital promotions reduce the redemption friction, making customers feel rewarded and valued while balancing convenience. When combined with gamification aspects such as scratch cards or spin-to-win, they also enhance engagement. gThe world's greatest selection of online offers gefrom the latest trends to special, highly-offered dealsgt is an innovative sandtimer game.Information: […] Post navigation

its sales events to drive customer engagement.

3.4.5 Combination of Digital and Traditional Advertising Channels

Digital and traditional marketing channels working together Digital and traditional promotion mix combine to one of the most effective retail marketing strategies in today's world. It's not so much that they think in terms of one method or another, but rather as one experience — and more retailers are using a combination of online and offline methods to give customers that experience. This alignment ensures brand messages are in front of customers at all touchpoints, solidifying awareness, trust and engagement.

Consistent Brand Messaging

When we can tie digital and traditional promotions together then the same message is being sent to customers regardless of channel. For example, a commercial discount inspired by holiday spirit must appear on the retailer's Web site or mobile app as well. This is the trust

and recall reinforced by consistency. Marks & Spencer joins TV commercials with entertainment of synchronized online advertisement sites and Christmas promotion of campaign copies to strengthen festivities.

Cross-Channel Customer Engagement

Traditional channels regularly bring customers to the digital side. Or QR codes or links to websites on a print ad/poster — drive traffic online. In reverse, digital ads can be used to promote in-store offers and guide footfall into physical stores. This cross-promotion ensures maximum engagement. IKEA often leverages catalogues with QR codes that prompt people to download the brand's mobile app and engage online after picking up pieces in physical stores.

Data-Driven Enhancements

Online outlets offer quantifiable feedback that can be used to fine-tune traditional efforts. For instance, customers' reactions to online ads can help retailers figure out where best to erect billboards or which radio jingles they should play up. Intelligent spending on promotionData-led integration leads to better allocation of promotional funds. Unilever also planned traditional media placements for its Dove campaigns based on digital ad engagement data to tune reach.

Expanding Reach

Traditional media such as television, radio and print are all about mass exposure while digital channels segment it. Combined, these supports provide reach and 1:1 connection.

Retailers gain far-reaching access and can also target specific customer segments. Coca-Cola married TV ads with social yearning in splashy ads like "Open Happiness" during a campaign, elevating both reach and personalization.

Supporting Omnichannel Retail

Integration also dovetails with the trend toward omnichannel retailing, where consumers seamlessly shift between physical and digital touchpoints. Promotions that bridge the physical world and online — say "shop online, pick up in store" — engender convenience and loyalty. In Australia, Woolworths aims to couple TV spots of food items with digital reminders and support "click and collect" services in a seamless channel link FCU.

Building Stronger Customer Relationships

Legacy channels would be used to establish trust and legitimacy, whereas digital channels were designed for two-way interaction. Between them, they balance credibility with engagement. For instance, a retailer might air a TV ad campaign and then continue its conversation with customers by holding social media contests or sending email follow-up. Nike supplemented its emotional TV commercials with social media challenges.

with the #JustDoIt initiative, deeper bonds.

Knowledge Check 1

Choose the correct option:

1. Which of the following best describes the role of digital media in retail promotion?

a) One-way reach

b) Immediacy and personalization

c) Print-based focus

d) Mass broadcast only

2. Which platform feature allows customers to shop directly within social media apps?

a) Social commerce

b) Digital billboards

c) Radio spots

d) Paper coupons

3. What is the key advantage of influencer marketing?

a) Low advertising cost

b) Trust and authenticity

c) Guaranteed mass reach

d) Elimination of discounts

4. Cashback apps mainly encourage customers by offering:

a) Loyalty badges

b) Money back rewards

c) Free samples

d) Newspaper vouchers

5. What does omnichannel promotion aim to achieve?

a) Different messages per channel

b) Isolated campaign tactics

c) Consistent messaging across platforms

d) Avoidance of digital tools

3.5 Summary

- ϖ Retail advertising is more action oriented communication used to encourage customers and promote sales.
- Retail advertising has several function, such as to establish brand identity; to inform the consumers and finally persuade the customers for an immediatr purchase.
- Various forms of retail advertising are print, television, radio and outdoor providing a specific advantage for reaching the target consumer.
- ϖMessage strategies and creative appeals influence the communication process to be more persuasive, relying on rational, emotional power, scarcity-based or cultural approaches.
- Media planning makes advertising budgets used effectively in reaching the correct customer at a proper time.
- The assessment of efficiency is done through sales tracking, footfall analysis surveys and digital analytics is to ensure accountability in the retail campaigns.
- Sales promotions are offers in the short term designed to encourage purchase, increase sales and minimize stock holding.
- Consumer promotions, including coupons, contests and loyalty programs generate immediate response and encourage repeat purchases.
- Trade promotions (dealer push, displays, bulk deals): These develop connections within the supply chain and are aimed at achieving higher level of visibility of product.
- Event-based and seasonal cashback promotions loan themselves to consumer moods around festival, launches or special occasions for highest brand effect.
- Pricing strategies in retail trade need to reconcile goals such as profitabil ity, competitiveness, and customer loyalty.
- ϖ Psychological pricing,EDLP and markdowns are three of the tools that retailers employ in order to ensure that prices reflect consumer psychology and inventory.

3.6 Key Terms

1. Retail Advertising – Paid communication intended to drive the sale of goods or services from one business to another.
2. Print Media (Magazines, Newspapers) – advertising offers or events in newspapers, magazines and flyers.
3. TV Ads – Videos and Audio played to mass markets.
4. Message Strategy The blueprint for communication developed by a retailer.
5. Creative appeals – Rational, emotional or urgency approach in advertisements.
6. Sales promotion – A form of marketing activity that is specifically designed to induce or increase demand for a product in the short-term.
7. Coupons – Discounts available at the time of purchase.
8. Trade Promotions – Encouragement to intermediaries, such as dealers and distributors.
9. Event Based Promotions – Campaigns linked to new release, anniversary or festival.
10. Pricing Strategy – A process followed by retail establishments to determine product pricing levels according to certain goals.
11. Psychological Pricing – Methods that attempt at influencing a purchaser's position by utilizing various pricing form.
12. Markdown – A decision to lower prices in order to dispose of the existing surplus.

3.7 Descriptive Questions

1. 3.C retail advertising- Define retail advertising and discuss how it influences consumer behavior.
2. Describe various forms of retail advertising.
3. Describe how advertising becomes more persuasive, due to different message strategies and creative appeals.
4. What are the main differences between consumer promotions and trade promotions?
5. Discuss the significance of seasonal promotions in retail marketing.
6. Discuss how price strategies can be used to position a retail brand.
7. Distinguish between the use of everyday low pricing and promotional pricing strategies.
8. How does markdown and clearance strategy impacts retail inventory management?

3.8 References

1. Berman, B., & Evans, J. R. (2018). Retail Management: A Strategic Approach. Pearson.

2. Kotler, P., & Keller, K. L. (2016). Marketing Management. Pearson Education.

3. Levy, M., Weitz, B. A., & Grewal, D. (2019). Retailing Management. McGraw-Hill.

4. Shankar, V., & Carpenter, G. S. (2012). Handbook of Marketing Strategy. Edward Elgar.

5. Gilbert, D. (2003). Retail Marketing Management. Financial Times/Prentice Hall.

6. Blattberg, R. C., Briesch, R., & Fox, E. J. (1995). How Promotions Work. Marketing Science.

Answers to Knowledge Check

Knowledge Check 1

1. b) Immediacy and personalization
2. a) Social commerce
3. b) Trust and authenticity
4. b) Money back rewards
5. c) Consistent messaging across platforms

3.9 Case Study

Background

SmartMart, a mid-sized retailer, has stores in several urban and suburban areas.

How large is known for a string of website failures through which the company communicates with customers – and where shoppers can make purchases.

supermarkets and e-commerce platforms. Sales have stagnated, while a gap in inventory occurred from significant over-stocking of season merchandise. SmartMart management has elected to develop a unified approach of advertising, promotion and pricing revisions that will rejuvenate sales performance and output.

Problem Statement 1: Low Advertising Effectiveness

SmartMart mega advertises in its local newspapers and on radio, yet the attending traffic and sales are slight. The advertising is not creative and offers no point of distinction from competing chains advertising identical discounts.

Solution

The company moves toward a more integrated advertising campaign. It brings outdoor to life with striking billboards strategically placed in the busiest locations while also committing to digital. The promotional campaign is being pushed through social media with customer testimonials and short video stories

highlighting convenience and freshness. To enhance its message strategy, SmartMart will rely on emotional appeals, portraying itself as “the neighborhood store that cares,” emphasizing freshness and family values. The combination of media and emotional messaging makes for deeper engagement.

Outcome

Within three months foot traffic to the stores had boosted 15% and brand recall was much higher, particularly in suburban markets where the billboards helped create awareness.

Problem Statement 2: Ineffective Promotions

The retailer has tended to discount heavily but lack profitability because customers have sat on their hands and waited for discounts rather the bought merchandise at full price. Furthermore, there is a very poor sense of loyalty with consumers moving to the competition for a fractionally cheaper price.

Solution

SmartMart uses a 2 tiered marketing approach. It also adds digital coupons and a loyalty app that lets customers rack up points on every purchase to redeem for rewards. Seasonal competitions are created on social channels to build buzz, like “Shop and Win in Diwali”. For trading partners, SmartMart provides dealer allowances to retailers and shelf displays so private label products can take front stage.

Outcome

Redemption rates on the coupons hit 22%, and loyalty app sign-ups performed better than expected in the first quarter. Sales volume stopped declining and repeat purchases increased 12%. Trading partners responded favorably, allocating more shelf space to SmartMart’s private-label products.

Problem 3: The Pricing and Inventory Dilemma

SmartMart's pricing was predominantly driven by ad-hoc markdowns, thus resulting in skewed profitability and uneven inventory. Clearances were slashing margins and customers came to expect the brand would always be on sale.

Solution

The business regroups around its pricing goals. The former is practiced under everyday low pricing for staples to gain customer loyalty, while value-based pricing is applied on luxury products. Seasonal categories are also controlled using rule-based Markdown management, for products such as winter wear and festive decorations. These markdowns are budgeted in advance, at small increments and successively as the season winds down. Mid-range products are market tinged by psychological pricing, including charm pricing.

Outcome

The EDLP offer was introduced, this created trust within the customers behaviour, they did not wait for discounting of prices, it reduced uncertainty about future pricing. Seasonal markdowns cleared 80 percent of the winter inventory without deep discounts. Overall profits increased by 7%, and the consumer's perception changed to reflect SmartMart as affordable as it is reliable.

Reflective Questions

In what way appeals to emotion in advertising serve the purposes of customer's loyalty more effectively than informational ads?

Why is it necessary to strike a balance between short-term sale promotions and long-term campaigns such as loyalty programs?

How does EDLP gain credibility, and what are its liabilities relative to a great deal of promotion?

Why should I use markdowns with a plan instead of just discounting all at once?

Discuss how bringing together advertising, promotions, and pricing strategies can help to develop a more cohesive retail identity.

Conclusion

The case of SmartMart emphasizes the need for alignment between advertising, promotions, and pricing strategies to develop a cohesive retail marketing strategy. Transitioning to emotional advertising, establishing the right balance between consumer and trade promotions and the implementation of pricing disciplines helped establish trust with customers, reduced inventory drains and led to more profit. The case also illustrates that long-term success in retail involves more than just price reductions; it involves integrating promotion strategies with the business objectives and customers' desires.

Retail & E-commerce Strategy Unit 4 V3.docx

Retail & E-commerce Strategy_MBA_2

Retail & E-commerce Strategy_MBA_2

ATLAS SkillTech University

Document Details

Submission ID

trn:oid:::3618:127175515

Submission Date

Jan 30, 2026, 11:20 AM GMT+5:30

Download Date

Jan 30, 2026, 2:54 PM GMT+5:30

File Name

Retail & E-commerce Strategy Unit 4 V3.docx

File Size

68.1 KB

39 Pages

12,021 Words

75,121 Characters

1% Overall Similarity

The combined total of all matches, including overlapping sources, for each database.

Filtered from the Report

- Bibliography
- Quoted Text
- Cited Text
- Small Matches (less than 10 words)

Match Groups

7 Not Cited or Quoted 1%
Matches with neither in-text citation nor quotation marks

0 Missing Quotations 0%
Matches that are still very similar to source material

0 Missing Citation 0%
Matches that have quotation marks, but no in-text citation

0 Cited and Quoted 0%
Matches with in-text citation present, but no quotation marks

Top Sources

1% Internet sources
0% Publications
0% Submitted works (Student Papers)

Integrity Flags

0 Integrity Flags for Review

No suspicious text manipulations found.

Our system's algorithms look deeply at a document for any inconsistencies that would set it apart from a normal submission. If we notice something strange, we flag it for you to review.

A Flag is not necessarily an indicator of a problem. However, we'd recommend you focus your attention there for further review.

Match Groups

- **7** Not Cited or Quoted 1%
  Matches with neither in-text citation nor quotation marks
- **0** Missing Quotations 0%
  Matches that are still very similar to source material
- **0** Missing Citation 0%
  Matches that have quotation marks, but no in-text citation
- **0** Cited and Quoted 0%
  Matches with in-text citation present, but no quotation marks

Top Sources

1% Internet sources
0% Publications
0% Submitted works (Student Papers)

Top Sources

The sources with the highest number of matches within the submission. Overlapping sources will not be displayed.

1	Internet	
ijcrt.org		<1%
2	Submitted works	
University of Winchester on 2024-03-04		<1%
3	Internet	
intranav.com		<1%
4	Internet	
www.coursehero.com		<1%
5	Submitted works	
University of Bolton on 2025-08-08		<1%
6	Internet	
ebooks.lpude.in		<1%
7	Internet	
fastercapital.com		<1%

Unit 4: Customer Experience

Learning Outcomes:

1. Understand the importance of customer service and satisfaction in building long-term loyalty and sustaining competitiveness in retail.

2. Examine how emerging technologies such as AI, automation, and digital tools transform retail operations and enhance customer experiences.

3. Assess strategies for creating engaging in-store environments and effective visual merchandising techniques that influence consumer behavior.

4. Explore how offline and online inventory availability impacts customer satisfaction, operational efficiency, and omnichannel retailing success.

5. Investigate how personalization in retail—from product recommendations to tailored experiences— improves engagement, trust, and brand value.

6. Combine customer service, technology, in-store experience, and personalization to design holistic retail strategies that strengthen competitive advantage and profitability.

Content

4.0 Introductory caselet

4.1 Customer Service and Satisfaction

4.2 Retail Technology and Innovation

4.3 In-store Experience and Visual Merchandising – Part 1

4.4 Inventory Availability – Offline & Online

4.5 Personalization in Customer Experience

4.6 Summary

4.7 Key Terms

4.8 Descriptive Questions

4.9 References

4.10 Case Study

4.0 Introductory caselet

"Transforming the Retail Experience at TrendzMart"

It operates in several metro cities for a decade or more and is now coming up with TrendzMart. AMSTERDAM — The Dutch retailer Hema, known for its cheap yet fashionable clothes and home decor, has struggled to compete with global players and fast-growing online stores despite having 400 outlets. Customer surveys showed both high and low satisfaction—shoppers loved the products, though they regularly bemoaned slow service, poorly stocked shelves or drab store layouts.

Complicated solution After facing these challenges, TrendzMart's management decided to overhaul its retail operations with an end-to-end initiative. The first area of focus was on customer service and satisfaction. Employees were trained in empathy, product knowledge and problem-solving with the goal of forging better personal connections with customers. Then the chain brought retail technology and innovation by implementing self-checkout kiosks, AI-powered chatbots for online queries and smart inventory systems to cut down stockouts.

On a physical store level, the focus was on visual merchandising and in-store experiences. TrendzMart also re-laid its stores to make them more intuitive, implemented thematic merchandise displays for seasonal collections and introduced experiential zones where consumers can experience the product. For the inventory availability reinforcement, the retailer implemented an omnichannel strategy by allowing customers to check product availability on the web and then select delivery at home or store pick-up.

And personalization was embedded into the user's path to purchase. TrendzMart started sending personalized offers and purchasing recommendations thanks to loyalty programs and data analytics, treating every shopper like a VIP. The new approach was about erecting an integrated customer-centric model, where technology converged with service and personalization to drive loyalty and brand stand out.

Critical Thinking Question

As a member of the TrendzMart's management team, how would you weigh and prioritize technology enhancement versus staff training to achieve both productivity and a tailored customer experience in today's very competitive retail market?

4.1 Customer Service and Satisfaction

Customer service and satisfaction are the greatest driving forces behind retail success; as these factors play a direct role in brand uniqueness, customer retention, and repeat business. In an increasingly competitive world, products are no longer enough - it's how well you serve customers and create good experiences that sets businesses apart. Great service solves problems fast, earns trust and emotional connections with customers who are then motivated to come back.

• Prompt Response

Fast answers to questions and complaints show customers that you value their time. Delays, however, irk purchasers and may drive them to rivals.

• Personalization

Customised treatment, for example a tailored offer or calling the customer by his/her name, makes customers feel that they are respected. Personalized experience builds emotional loyalty and enhances satisfaction.

• Empathy in Service

If you solved the customer's problems with understanding and empathy, you will leave them with a positive emotional experience. People also remember how their cases were handled much more than the result.

• Multi-Channel Support

Accessibility in chat, email, phone and social media support. "Customers also appreciate being provided with choice around their preferred method of communication.

• After-Sales Support

Helping customers post-purchase — after installation, about warranty, or troubleshooting — builds trust. This gives buyers peace of mind when buying, saying the company's responsibility doesn't stop at the sale.

• Consistent Service Quality

Consistent service across branches, online avenues and time zones creates trust. Incongruous experiences can hurt trust and erode customer loyalty.

• Feedback and Improvement

Proactively trying to source and then incorporating customer input also demonstrates that the company listens and reacts. Rapprochement to feedback enhances all, overall satisfaction levels.

• Employee Training

Staff who are well trained allows for a more confident, smoother interaction. Such employees must be trained in using positive language to reinforce good relationship with customers, to possess adequate product knowledge and to conflict resolution for an improved experience of their clients.

4.1.1 Importance of Customer Service in Retail

Retail customer service is the help and support provided to retail shoppers when they want to buy something. It's the cornerstone of customer satisfaction and loyalty, it molds the way a shopper views your brand, and affects whether they will ever come back. Good customer service is now more than a courtesy, in the competitive retail arena it is not just something that bolts on to assist; it's a weapon of competitive edge that keeps you ahead, driving sales, creating trust and establishing you as better for longer with your customers.

• Enhances Customer Satisfaction

When Customers' needs are met on time and they are well served the customer feels happy. Happy customers become repeat shoppers, as well as the best advocates for your brand. Consider Nordstrom and its reputation for customer-first practices such as easy returns, which always help boost a shopper's level of satisfaction.

• Builds Brand Loyalty

When customers are treated as if they are important, they become emotionally connected to the retailer. This loyalty in turn lowers churn and builds more predictable revenue streams over time. The in-person experience through Apple's Genius Bar, where expert advice helps to keep loyal customers coming back for additional devices.

• Differentiates in Competitive Markets

Stores carry similar products so service quality is a main differentiator. Superior

services will make a brand more visible and win over new customers. Flush with competition in India, Titan's Tanishq jewelery stores stand out among a crowded market because of their personal customer service, product customization and lifetime guarantees.

• Drives Sales Growth

Between helpful staff and responsive support, between the customized interaction that drives customer loyalty, your customers are convinced they need to buy more.

Cross-selling and up-selling are only possible at high levels of service quality. Sephora uses in-store beauty advisors to make personalized product recommendations that both increase basket size and drives sales.

• Manages Customer Complaints

Well-handled complaints convert negative experiences in to positive ones. Fast problem-solving proves accountability and creates trust. Zappos became known for resolving customer grievances quickly and generously, whether by upgrading shipping or replacing products without charge.

• Supports Positive Word of Mouth

Satisfied customers tell friends and independent online communities. Positive reviews also boost reputation and draw in new shoppers. "People always have good word of mouth about Trader Joe's because the staff is friendly, and people provide service in store.

• Encourages Repeat Business

When you provide great service, consumers are more likely to become 'repeat' customers. The customer who comes back is more profitable than the new customer, so keeping them going is everything. Its Clubcard programme demonstrates how to use personalisation services and rewards to drive repeat business.

• Strengthens Employee Engagement

A culture of good customer service is also a motivating factor for employees. When employees can witness the direct effect of their work on customer satisfaction, it enhances morale and productivity. By giving its employees the ability to act without approval in a situation demanding service, The Ritz-Carlton inspires trust and loyalty from their team members and customers as well.

Did You Know?

"Studies reveal that 70% of buying experiences are influenced not by the product itself but by how customers feel they are treated during the shopping journey. This highlights that customer service, more than pricing or product range, is often the deciding factor in customer loyalty."

4.1.2 Dimensions of Customer Satisfaction

The assessment of customer satisfaction is a multi-faceted construct that reflects various aspects which shapes the Consumer's perception of value.

• One crucial dimension is reliability, which concerns whether the retailer can keep its promises. Consumers are looking for accuracy of invoicing, availability of products and being

able to receive the product on time. They may not leave over just one mistake, but trust is chipped away at extremely fast by a pattern of failure.

• A second dimension is responsiveness: the capacity of staff and systems to help customers quickly. When checkout lines are long, questions go unanswered or websites respond slowly, consumers become frustrated. On the other hand, proactive support such as in-store or through chatbots online increases satisfaction through demonstrating attentiveness to customer's needs.

• Tangibles also matter significantly. This could be in their store appearance, cleanliness, employee image or even the usability of a web site or app. Having a clean retail floorplan and navigable digital presentation helps the shopper to ease through their shopping experience.

• Assurance - This describes the faith and trust that customers have in a retailer's employees. Trained staff, able to describe product features or offer alternatives, help put their customers at ease with purchase decisions. For e-commerce stores, their confidence also comes from payment security and policies.

• Finally, empathy is crucial. Consumers are counting on retailers to know their needs and come up with individual answers. From recognizing a frequent customer’s preferences in a neighbourhood store to providing tailored product recommendations at an e-commerce site. These dimensions—reliability, responsiveness, tangibles, assurance and empathy—in aggregate shape the total perception of satisfaction. When we focus less on one or more of these dimensions, satisfaction decreases no matter how good the core product offering is.

4.1.3 Service Quality Models (e.g., SERVQUAL)

Service quality frameworks offer a systematic approach to assess how well firms deliver on customer needs. SERVQUAL is one of the frequently used models and measures service delivery as a comparison of customer expectations versus perceptions. By discovering discrepancies between the two, companies can enhance performance, drive satisfaction, and cultivate loyalty in categories ranging from retail to banking and hospitality.

• Reliability

Consistency in the delivery of promised services without error or delay. Customers have faith in the organizations that consistently deliver and honor their promises. Global for example, Amazon is trustworthy around the world for its good delivery system that really deliver on times keeping track of them properly.

• Responsiveness

Help readily available and fast. It indicates how prepared both the people and systems are to offer immediate assistance when needed. Best Buy’s Geek Squad illustrate responsiveness (speed) by its setup as an in-store and on-site technical support group.

• Assurance

The enthusiastic manner of the staff. Trust is confidence , which is especially important for high-risk services, such as sight-unseen goods (think travel booking), or medical services. Walgreens offers peace of mind through professional and medical accurate pharmacists with whom customers can consult.

• Tangibles

Tangible elements, which include facilities or tools used and the appearance of employees. The physical elements signal professionalism and quality, guiding customer perceptions. Apple Stores are all about tangibles with stylish store designs, impressive demo technology and good looking people.

• Empathy

Dedicated service and personalized attention to the clients. To empathize with customers is to make them feel acknowledged, respected and understood. John Lewis in the UK has gained a reputation for kind service, where associates are taught to provide emotional service and personalized recommendations.

• Expectations vs Perceptions Gap

SERVQUAL measures the difference between customer expectations and service perception. Skinnier spaces reflect better quality of service. IKEA measures the quality of customer service within their stores by gathering data and using it to identify discrepancies between customer expectations and management perceptions.

• Industry Adaptability

It is possible to customise the model for each industry by concentrating on those dimensions which are of the most importance with regard to customer usage within that industry. Target **sources do service-level adjustments for retail Measured by ## high in-store...checkout speed and online accuracy.

• Continuous Improvement

By continuing to use SERVQUAL™ companies can expose deficiencies and address them, allowing services to develop according to changing customer needs. Regarding the dirty clothes policy specifically, White said Costco does practice continuous improvement by periodically reviewing member feedback and making changes to services such as return policies and product offerings.

4.1.4 Handling Complaints and Service Recovery

Complaints and service recovery are critical for customer relationship management in service industries. Complaints play a role in informing organizations about where service gaps may be occurring, while recovery strategies help to restore customer confidence following a failure

in service. The reason is that when executed properly, service recovery can turn an unhappy customer into a raving fan – and it is a weapon with incredibly long legs!

• Listening Actively

Companies need to hear every nuance of customer grumbling without sounding like they're cutting them off. When customers feel listened to, they feel respected and it helps in understanding the actual issue thereby reducing customer frustration. Marks & Spencer allows staff to listen, notate complaints and resolve these in retail.

• Acknowledging the Issue

For trust to be built, the admission of mistakes or failures is essential. Patrons deserve openness, and not us dismissing things or running from them. JetBlue Airways openly apologized service breakdowns in social media and secured customers' trust through its transparency.

• Empathy and Apology

A display of empathy and a genuine apology is often enough to soothe strong emotions. Your customers don't wish to be ignored or feel like nobodies. The U.S.-based retailer L.L.Bean is famous for empathetic service. It will prompt customers to apologize about problems, and it will make fair resolutions without much fuss.

• Prompt Response

It is efficient and standard for quantities to be made timeously. Sluggishs response lengthens dissatisfaction and may cause reputation. 1. H&M –> Replied online fast to twitter and Instagram complaints, resolved publicly2.

• Problem Resolution

The objective is not just to apologize but also to resolve the issue successfully. Solutions should be reasonable, workable, and based on the customers issue. Product complaints are dealt with superbly by Decathlon who provide immediate replacements or free repairs at their service desks.

• Compensation and Fairness

Compensation through discounts, allowances or replacements may be required in these circumstances. How to treat others equally is so that customers feel they have gotten justice." British Airways has relied on giving compensation like vouchers and upgrades to make up for customer service mistakes.

• Learning from Complaints

Each complaint is a learning experience. Businesses should examine complaint trends, isolate recurring issues and improve systems. Tesco mines data from customer helplines about complaints to adjust product quality and service policies.

• Building Long-Term Trust

Effective service recovery is not merely about fixing a particular problem. Businesses can increase loyalty by demonstrating commitment to progress and encourage repeat business. Hyyat hotels have shown long term relationship building by addressing problems and providing frequent stay benefits after a service failure.

4.1.5 Employee Training and Empowerment for Service Excellence

Employees are having direct customer contact and based on what they know, how they feel and what they believe regard the quality of services. If we are to create a workforce that does more than just undertake tasks effectively but also provides experiences that surpass our expectations, training and empowerment is critical. Trained and empowered employees are more motivated, respond better to challenges, and build stronger relationships with customers – keeping them more satisfied, loyal and engaged.

• Skill Development

Training empowers staff members to learn product information, how best to communicate with clients, and problem solve. An informed staff member can dispel the concerned customer, answer their questions and suggest solutions. Home Depot has a significant investment in training its employees so they can offer

customers to DIY projects and tools."

• Customer Service Orientation

It's not just about technical skill, it's also service training for employees. The focus on empathy, active listening and patience make their understanding of customer needs even more effective. Click through the slideshow ahead to learn how, including providing extensive training on having a customer-first mindset, so that customers feel appreciated at every step of the journey.

• Empowerment in Decision-Making

Empowered team members have the power to address small problems on the fly, like offering a free replacement or discount without having to get permission from management. This reduces service recovery response time and enhances customer confidence. ● Leverage Differential Through Self-serviceThe Container Store allows employees to instantly resolve any service issues on their own without needing supervisor intervention.

• Use of Technology

Training also includes instruction on digital tools such as CRM systems, mobile POS or chat platforms. Knowing these systems enables staff to provide service more quickly and efficiently.

Macy's employees have mobile POS devices to enhance the speed and customer interface during checkout.

• Continuous Learning

Service excellence requires ongoing training. Workers receive regular workshops, refresher courses and role-playing exercises to get them accustomed to changing customer expectations and other retail innovations. Walmart supports life-long learning at our Walmart Academies.

• Motivation and Engagement

Empowerment raises morale because employees now feel important, and relied upon to make customers happy. They'll be more likely to step out of their standard roles to make the experience stand out. * Starbucks inspires its workers with a combination of recognition programs and the freedom to customize customer service.

• Impact on Service Excellence

Well trained, confident and motivated employees best provide a standardised quality service. This adds to the customer experience and also builds brand awareness.

reputation. IKEA is showing us this with an empowered workforce that leads customers through traditional store and digital buying experiences, while delivering a consistent service experience worldwide.

4.2 Retail Technology and Innovation

The shopping sector has changed drastically through the advance of digital technologies and pioneering solutions. Technology is not longer an add-on but a foundation layer that supports efficiency, personalization and frictionless customer experiences. Traders are experimenting with new technology to connect their digital and physical stores to create more engaging and simpler shopping experiences. Self-checkouts, mobile point-of-sale systems, AI (Artificial Intelligence), the Internet of Things and omni-channel apps – technology is fundamentally changing the way consumers interact with retailers and how retailers run their businesses.

4.2.1 Role of Technology in Enhancing Customer Experience

Technology, meanwhile, is transforming customer experiences by streamlining and accelerating them with personal touches. It helps organizations anticipate what customers will

need, provide reliable service across different channels and memorable experiences that foster lasting customer loyalty. Whether it's through AI to mobile apps, technology allows us to deliver convenience, transparency and even a little bit of innovation in customer service.

• Automation of Services

Conversation agents, virtual attendants, and self-service kiosks take the load off. They cut down wait times, offer instant assistance and allow your staff to deal with more complicated inquiries. H&M employs, AI-based chatbots for automating FAQs and online support so that customer waiting time is cut down on drastically as well as efficiency is increased.

• Personalization

Sophisticated data analytics enables companies to craft personalized recommendations and offers. Customized conversation helps in customers feeling acquainted, valued. Netflix tailors viewing recommendations for every user, becoming a standard for personalization that retailers — including fashion e-commerce platforms these days — now emulate.

• Omnichannel Integration

Technology seamlessly connects websites, apps and physical stores. Customers have a consistent experience no matter what channel they use. Sephora connects online, app and in-store offerings by synchronising beauty profiles and loyalty points so customers have a seamless service no matter how they are shopping.

• Real-Time Communication

Features like live chat and instant notifications help keep customers in the loop. Quick responses enhance encourage and diminish service journey uncertainty. Zalando offers real-time chat and push updates on deliveries to ensure buyers know what's happening at each point in the purchasing chain.

• Mobile Accessibility

Services on the go Mobile apps and responsive websites make services available while you're out. Customers benefit from accessibility and instant information. Nike's app supports shopping, order tracking, and reservations at in-store events—all completely mobile-first.

• Data-Driven Insights

Customer information is examined to determine customer preferences and behaviours. Insights that steer decision- making and will change service quality for the better all the time. In marketing, Carrefour uses advanced analytics to follow purchasing habits in different areas, tinkering with stock levels and promotions based on the findings.

• Enhanced Security

Customer data is protected by technologies such as biometric authentication and encryption, it says. Trust Trust fosters confidence in terms of digital communication and commerce. And Alibaba's Alipay has customers use facial recognition and encryption to complete transactions securely, which enhances customer trust.

• Innovative Experiences

New technologies, like AR and VR make shopping and service more exciting and communicative. IKEA's AR-based app "IKEA Place" allows customers to preview furniture in their homes before buying, increasing confidence in a purchase.

4.2.2 Self-checkout, Mobile POS and Smart Fitting Rooms

Tech-influenced retail experiences like self service, mobile POS and smart fitting rooms are shaping the future of customers experience through a blend of convenience and efficiency. These answers decrease the reliance on the classic, static checkouts; speeding up waiting times and developing more interactive shopping experiences. They are a key source of intelligence for retailers on customer habits, which allow better designing services and operations.

• Self-Checkout

Self-service kiosks let shoppers scan, bag and pay for items without any help. This cuts down on lines, speeds up transactions and provides a nice sense of control for shoppers. While it does provide usage efficiency, retailers will also need to overcome the challenges associated with theft prevention and ease of use.

In the UK Tesco use self-checkout technology to mitigate queues.

• Mobile POS (Point of Sale)

Tablet or smartphone mobile POS systems allow store employees to accept payments from anywhere in the store. This leads to flexibility, reducing congestion at existing fixed counters and freeing up employee time for engagement with customers on a more personal level in the points of sale. Apple Stores first introduced mobile POS with associates taking point of sale devices to anywhere in the shop to process transactions.

• Smart Fitting Rooms

Smart fitting rooms are equipped with technologies such as RFID tags, digital mirrors and touch screens to enhance the in-store experience. They can check out product specs, request alternative sizes or colors and even see personalized recommendations without stepping foot outside the door. It's more convenient for people and there are also plug-in sales opportunities [for retailers]. Ralph Lauren also tested out smart fitting rooms in New York, which let shoppers adjust lighting and colors and call for help using interactive mirrors.

4.2.3 Use of AI and IoT in Store Operations

Courtesy: I stock AI (Artificial Intelligence) and IoT (Internet of Things) are revolutionizing retail store operations with process automation, data-driven decision making and connected personalized experience. Combined, they connect the dots between digital smarts and bricks-and-mortar realities that make stores smarter and faster to respond to a customer's request. They extend far beyond the use of technology: they transform how retail works with inventory, interacts with customers and uses resources.

• Inventory Management with IoT

Real time stock level tracking of things in an IoT world using sensors and RFID tags. By ensuring the stock on your warehouse shelves is visible at all times, they minimize errors from inputting data manually, eliminate the likelihood of a stockout and make replenishment more efficient. Decathlon uses RFID tags for stock across its retail estate, enabling digital audits of stock and removing human error from replenishment.

• AI-Powered Customer Insights

AI combs through massive data sets of transactions, loyalty programs and online behavior. It enables retailers to get a sense of what is popular, forecast trends, and provide customized recommendations to it that

increase sales and customer satisfaction. And Stitch Fix uses AI to crunch data on the styles of its customers to make customized clothing recommendations, increase satisfaction and retention.

• Smart Shelves and Pricing

Intelligent shelves - IoT smart shelves refresh stock level automatically and AI-based dynamic pricing changes the price of an item based on demand, competition and season so it can stay ahead in the game. Walmart has experimented with smart shelves that include sensors to monitor inventory and A.I. software to adjust prices in real time during moments of high demand.

• In-Store Experience Enhancement

AI chatbots and kiosks powered by IoT helps consumers with questions, product discovery, and store navigation. This means less of an administrative burden for staff during the shopping journey. Lowe's deployed a LoweBot, an AI-based robotic assistant that assists customers in locating products and delivers product information in-store.

4.2.4 Real-Time Customer Data and Behavior Analytics

Real-time customer and behavior analytics are in the heart of today's retail operations, as enterprises strive to collect and act on customer information shortly after it happens. Unlike

with conventional data collection systems, which depend on infrequent surveys and delayed reports, real-time customer analytics capture data as customers interact with digital platforms, physical stores or mobile apps. This immediacy gives retailers the ability to 'inflight' pattern spot, anticipate preferences and dynamically modify strategy in a way that delivers customized customer engagement.

• Understanding Customer Journeys

Real-time analytics monitors how customers are browsing, what they're buying and where they leave the buying process. These revelations can show retailers which snags exist in the shopping experience, and help them refine aspects of site design, product placement, or checkout procedures to increase conversion rates. ASOS uses real-time insight to streamline its online checkout and decrease cart abandonment.

• Personalized Recommendations

Retailers can look at what customers are browsing and buying in the moment to make product recommendation based on a customer's current session. If a customer adds shoes to the cart, you could recommend that they buy corresponding items, like socks or shoe care kits. This in turn leads to more upselling and cross- selling opportunities. Etsy Personalized Advertising Etsy is an online marketplace and one of my favorite places to shop for unique items.

• Dynamic Promotions

Merchants can deploy in the moment discounts or promotions based on a consumer's actions. For example, if someone is getting cold feet at checkout, the system could kick in a time-limited discount to help nudge them to complete their purchase. Expedia relies on time-sensitive offers, including hotel deals that are available for a limited period only, to entice the hesitant traveler.

• Customer Segmentation

Real time behaviour analytics makes it possible for businesses to segment at the customer level, customers can be grouped by preferences, location or even purchase history. This, in turn, makes for a better ROI and better-received communication for each segment. With real-time segmentation, Zalando sends region-specific campaigns and focused fashion promotions.

• Operational Decision-Making

In addition to sales, real-time analytics can help manage staffing, inventory and logistics. If a spike in demand is identified, it can alert you to restore inventory or send more picks to the warehouse—or even put on additional checkers for peak periods. Kroger applies real-time analytics to determine staffing levels at peak grocery-shopping times.

4.2.5 Retail Apps and Omni-Channel Integration

Retail apps and omni-channel integration are becoming increasingly important, helping companies bridge the gap between their digital store fronts and their physical locations. Mobile apps serve as customized doors to users by presenting them with easy-to-browse catalogs of items, promotions, loyalty program information and checkout options. Apps often come with other services like the ability to scan products, virtually try them on or for order tracing – and therefore even more essential engagement tools.

Customers will have access to a frictionless experience whether purchasing online, in-store or via mobile. "Our goal is to deliver an omni-channel solution that will provide clients with an uninterrupted shopping experience. One day a customer could pick out and research a product on an internet platform, checking whether you've got it in stock via an app – and then buy it in store, expecting the same price and level of service everywhere you operate. Said integration demands solid back-end systems that can keep inventory, pricing and promotions in sync.

Click-and-collect services exemplify omni-channel integration. Customers order online, then pick up the product at the nearest store, melding the convenience of e-commerce with immediacy of physical retail. Similarly, while online the return can be transacted in brick-and-mortar stores to avoid friction and thus build trust.

Promotions are also supported by omni-channel retailers. It could start as a television advertising campaign, direct customers to online channels for further participation — and create a loop back with app-based discount codes that can be used in-store. On one side, this provides uniformity and maximum coverage.

When retailers invest in retail apps and omni-channel strategies, this is meeting consumers' expectations for flexibility and convenience. This enables customers to engage with the brand on the platform of their choice, thereby deepening satisfaction and loyalty. Take Target for example, with its app integrating ecommerce, in-store pickup, rewards and instant promos that is tailored to mirror the omni-channel experience perfectly.

As an individual exercise pretend that you are a consultant to a medium-sized retail chain that wants to modernize. Develop a customer journey with minimum 3 innovations (self-checkout, AI driven personalization, IoT enabled smart shelves, or an omni-channel app). Explain how these innovations combined contribute to increasing convenience, closing gaps in the system and ultimately providing customer satisfaction. Contemplate what are some of the pit falls of following such a strategy and how you would deal with them.

4.3 In-store Experience and Visual Merchandising – Part 1

Today, in-store experience matters as much as the goods for sale. As e-commerce is convenient and price competitive, a physical store must be differentiated with experience

design that inspire the senses, attract attention, and direct shopper behavior. At the heart of this journey lies visual merchandising, which makes store design, displays and sensory cues a strategic element to encourage purchases. A good in-store experience combines design, psychology and marketing to yield both function and emotion.

4.3.1 Store Layout and Navigation

Store design and layout are critical components of a retailer's strategy that affect the shopper experience in the physical store. A well-planned design directs customers seamlessly through the store and showcases merchandise to encourage both planned purchases and impulse buys. Navigation: A measure of how well a shopper can move through the store and find what they need at each point in their journey, and enjoy both the banking experience and shopping when access to cash is needed. Overall both layout and navigation influence customer satisfaction, sales volume, and brand impression.

• Types of Store Layouts

The three most common formats are grid layouts, which prioritize efficiency and are found in supermarkets; racetrack or loop layouts, where customers are guided around a store following a set path to ensure maximum exposure to products; and free-flow layout, which offers more flexibility and is generally seen in higher-end or specialty stores. Each layout type offers additional benefits, depending on whether the retailer values efficiency, browsing or customer experience. Grid systems are utilised by Walmart in its hypermarkets to be efficient, whereas racetrack designs lead customers through prescribed journey around the floorplate showing IKEA product.

• Product Placement and Zoning

The placement of product within the store is a strategic issue. Slow-moving goods sit at the rear so that customers travel through a labyrinth of aisles, while fruits and vegetables from nearby fields or forests are often placed near entrances or checkout for maximum appeal. The zoning by category is clear - which makes it easy for the shopper to quickly find what they need, and minimizes search effort. Costco is expert at zoning bulk essentials at the back of its warehouses and in so doing, drawing you through all kinds other merchandise along the way.

• Ease of Navigation

Navigation is made easy thanks to signage, lighting and aisle layout. Shoppers must be able to search out departments, find products before they erect a blood clot and move without getting in each other's way. Poor

Perplexing navigation leads to frustration and makes users less likely to return, and easy navigation improves the shopping experience. Target has focused on making the aisles wide,

the signs easy to read and intuitive and lumping together similar departments in order to make customers' itineraries more efficient.

• Impact on Customer Behavior

The architecture of a store can have an impact on consumer behavior. For instance, aisles that are wide and open generate comfort and invite browsing, while endcaps (the displays located at the ends of aisles) that are well-placed help attract attention of shoppers for purchases on impulse. The store journey should be emotionally engaging too and music, colours and lighting can make it so. "It's a great way to sell impulse purchases, such as weekly special offers, so Aldi does endcap promotions beautifully."

• Technology Integration

Digital tools like touch-screen kiosks, mobile navigation apps and smart carts that point the way to groceries are now common fare for millennial shoppers at traditional retailers. These enhancements minimize search efforts and save on-premise time, especially in large format stores. The French retailer's new flagship stores are equipped with smart carts and mobile navigation so customers can easily find items in the store.

4.3.2 Visual Merchandising Techniques

SHOP Hacks #1 -Why That Shop Sells So Much More Than Yours Visual Merchandising in the “Look See Feel” Environment of a SHOP is paramount –It’s the art and science of displaying your merchandise to attract customers…encourage them to browse …and convince them that they cannot leave without buying something! It's a fusion of art, design and psychology in the service of building retail environments that connect with customers on an emotional level and nudge them towards making a purchase. By positioning displays and using colour, lighting and signage in a strategic way, retailers can do everything from affirming brand position, promoting the product, to making shopping exciting.

• Window Displays

The storefront is often the first interaction with customers and window displays act as a silent salesperson. Themes that catch the eye, like seasonal designs or storytelling through a few props, can be something that pulls customers inside and sets the tone for how one will feel about shopping in-store. Harrods in London is known for over-the-top seasonal window displays that draw tourists around the world — and locals too.

• Mannequin Displays

Mannequins animate goods, by demonstrating how an article of clothing, to say nothing of a lifestyle

products look in real use. They provide inspiration for styling, promote cross-selling and support the customer in imagination of products. The use of headless mannequins in complete outfits is meant to encourage shoppers to buy whole looks, rather than individual items.

• Product Grouping (Cross-Merchandising)

Pairing complementary products together — say, shoes next to socks or phones with a case and external battery — can encourage customers to buy more items at once. It streamlines decision-making and crystalizes value in bundles. Best Buy bundles laptops with accessories such as cases and software packages to drive add-on sales.

• Lighting Effects

When the lighting is done right, it calls attention to your featured products and sets a welcoming mood. Highlighting top-tier products like warm light in high-end stores or florescent lights at grocery stores all impact perception and mood. Louis Vuitton uses accent lights to showcase upscale products, providing exclusivity in the boutiques.

• Color Psychology

Emotions have specific colors that stimulate buying. Use colour to energise and entice Bright colours have the power to uplift or invite attention, where as a neutral color might feel sophisticated." Brands deliberately apply color schemes in their stores to reflect both brand identity and promotions. IKEA has bright yellow and blue to signify their Scandi origins and reinforce brand recognition.

• Signage and Graphics

Great signage is critical, as it guides customers through the store and showcases promotions. Creative graphics and callouts (again, see "bestsellers" or "limited edition") can create urgency and curiosity. REI employs informational signage and outdoor graphics to call attention to product features such as durability and sustainability.

• Point-of-Purchase (POP) Displays

Attractive lighting by check-outs encourages impulse purchases. Small wares, seasonal products or similar promotional items placed here frequently create additional sales. Sephora has POP displays throughout checkout communities selling minis and other point-of-principle travel-sized products for the high-margin impulse buy.

• Thematic and Seasonal Displays

Layouts are regularly updated to feature holidays, festivals or trends. Seasonal themes (Diwali/Christmas) provide excitement, keep stores live and in sync with customer emotions. Macy's frequently renovates its displays at Christmas with thematically designed decorations, as well as product displays that attract holiday shoppers.

• Technology Integration

Digital displays, interactive mirrors or augmented reality (AR) bring a contemporary twist to VM. They're designed to drive engagement, by enabling shoppers to see products in 3D or provide dynamic content. Rebecca Minkoff's stores are equipped with interactive mirrors that provide recommendations of products to try on while a customer is in the fitting room.

4.3.3 Lighting, Color, and Signage Strategy

Lighting, colour and signage are potent instruments in retail design that play on customer perception, mood and purchasing preferences. In addition to providing a visually appealing look to stores, the n also has functional roles including directing customers, promoting products, and creating brand identity for products. A mix of those elements can turn a mundane store into an exciting and memorable shopping experience.

• Lighting Strategy

Lighting creates the mood in a store and highlights areas or products. Ambient lighting makes for general ambience, Task lighting ensures function zones like fitting rooms and cash wraps are clearly defined and Accent light captivates with focal displays or promotes areas in store. For instance, luxury stores typically have warm, focused "mood" lighting that makes them feel exclusive; supermarkets are bathed in bright (and cheap) uniform light designed to keep things visible and move where else? Smart lights dim function of time, you save energy and they still look good. Apple has very bright clean lighting in their stores that works with echoes a minimal design and highlights products equally.

• Color Strategy

Colours in trigger purchase behaviors and emotions in customer decisions. Strong colors such as red and yellow could evoke interest and rush, usually seen in the clearance or promotion area. Colder tints such as blue and green symbolise peace and trust, making it associated with health or wellness products. Subtle neutral tones, meanwhile, provide elegant surroundings for premium product. Retailers strategically design color schemes consistent with their brand values and seasonal concepts, so the visual message will be to some extent in harmony with what is expected by clients. Earthy greens and browns position freshness, health and sustainability in Whole Foods' stores.

• Signage Strategy

Signs are both a direction-giving tool and a communication device. Informational signs help customers to navigate, promotional signs inform customers about deals and merchandise, and branding sings connect the company's brand through logos and colloquialisms. Good signage is straightforward, to the point and doesn't deviate too far from the look of your store in general. Digital Signage for Modern Retailers More and more retailers are turning to digital

signage as a dynamic form of advertising that allows them to keep their displays fresh, promote new offerings, and engage with consumers. Decathlon provides huge category signage as well as digital screens that guide customers through its sprawling stores.

4.3.4 Sensory Experience: Sound, Smell, Touch

The modern retail environment is now designed as a multi-sensory experience with engaging sound+, smell and touch contributing to increased customer satisfaction and brand recollection. It's this sensory experience that impacts feelings, shopping speed, and decision-making, turning retail outlets into an environment for living rather than a place to purchase thing.

• Sound

Background music affects the atmosphere and shopping behavior. Uptempo, upbeat music gives a nudge to swift decision-making and slower, soft music prolongs the time spent browsing. Equally the genre you choose matters – think that classical or jazz would lend an air of sophistication and luxury, whereas pop or high-tempo tracks hit well with youth-oriented stores. It's all about finding the right balance on your volume—loud enough to power through and grab some attention, but never too loud. Abercrombie & Fitch is famously known for its loud, happy music that both attracts youthful customers and strengthens the brand's image.

• Smell

Scent marketing also known as aroma marketing or olfactory marketing–makes use of scents to create specific associations between that scent and comfort, freshness, cleanliness. Good smells can bring shoppers into stores and tempt them to stick around longer. For instance, bakeries often flow the aroma of freshly baked bread to attract customers off street level and many worldwide retailers utilise signature scent in order to create a consistent brand image and emotional connection. The bathroom store Lush Cosmetics pumps powerful, natural smells into mall walkways to invite customers in.

• Touch

Tactile interaction with products generates ownership and lessens reluctance to purchase. Retailers do this by getting shoppers to touch and feel- with product testers, samples of fabric swatches, trial electronics or furniture showrooms. Customers can feel and touch in these points of contact which provides an interactive experience for them to judge how good the quality really is at a physical level where you see a lot of jinbei on conversion rate. Ikea allows customers to sit in various furniture, try beds, and even handle kitchen utensils—touch is featured prominently in their showroom design.

4.3.5 Creating Immersive and Experiential Retail Environments

Retail is no more transactional; it has become a platform where experiences are emotionally engaging customers to brands. Theatre of sensation | Immersive and experiential environments are designed to envelop people in sensory and emotional engagement, turning shopping from a transaction to an experience. Design, technology and interactivity combine in stores where retailers are able to capture attention, increase loyalism and distinguish themselves within crowded markets.

• Interactive Store Design

Immersive retail focuses on places where customers can discover and physically engage with products.

Layouts are made for more than just seeing — they're also made for doing, with areas for try-ons, demos and

storytelling that encourage deeper engagement. The experience of hands-on play with a product is exactly what LEGO stores, including flagship stores, is for both children and adults.

• Technology Integration

Digital technologies such as AR, VR and smart mirrors are enabling customers to see products in new ways. For instance, VR headsets could allow shoppers to "walk" through a furnished home, while AR apps might depict how clothes look without actually trying them on. Nike's House of Innovation leverages AR and VR for customers to customize and preview sneakers in real time.

• Experiential Zones

Retailers create spaces that extend past the transaction, with lounges or workships, or cafes within store walls. These areas introduce social and leisure features, turning the store into a destination rather than merely an outlet. Eataly, which incorporates cafés, cooking classes and restaurants into stores that make shopping an epicurean adventure.

• Personalization and Customization

Data-driven insights and AI make it possible to personalize experiences down to the personal level. Personalized recommendations, product personalization or curated shopping experiences add relevance and show the customer you care. Adidas provides in-store shoe customization, allowing customers to design a personalized pair of sneakers using digital tools.

• Sensory Engagement

Light, sound, scent and touch are used in unison to build environments that envelop customers. These multisensory encounters build loyalty and extend store visits. Abercrombie

blindingly uses lighting, scenting and music to envelop the store visitor in a environment that is unique, memorable.

• Community and Brand Storytelling

Experiential retail embodies brand identity and community values in many cases. Pop-up "stories," "rotating" storytelling walls or workshops help to create a sense of membership, so that customers feel they are part of an overall brand story. Patagonia relies on experiential events — things like repair workshops and environmental activism campaigns — to cement its brand values and keep ties with the community.

Knowledge Check 1

Choose the correct option:

1. Which store layout guides customers along a fixed path?

a) Grid layout

b) Loop layout

c) Free-flow layout

d) Circular layout

2. What is the purpose of cross-merchandising?

a) Highlight clearance

b) Group complementary items

c) Reduce stock levels

d) Increase shelf space

3. Which color is often associated with urgency in promotions?

a) Blue

b) Green

c) Red

d) Yellow

4. What role does scent play in retail environments?

a) Visual attraction

b) Brand association

c) Pricing influence

d) Store layout

5. Which of the following best describes experiential retail?

a) Price-driven sales

b) Online-first strategy

c) Creating memorable journeys

d) Expanding shelf space

4.4 Inventory Availability – Offline & Online

IInside the world of modern retail, inventory or stock availability becomes an essential component in determining customer satisfaction and operational efficiency - both on online (e.g., e-commerce apps) and offline (physical stores). Consumers today want to shop a business wherever they happen to be shopping, in the store or online. Without channels working in sync, your business can suffer from stockouts, overselling and delayed deliveries - ultimately disappointing shoppers. Website FreeStocks / Unsplash Being able to manage inventory across channels is how companies meet demand quickly, minimize costs, and build a single brand voice.

• Offline Availability

In brick and mortal, it is about real-time SKU management; right forecast and replenishment cycle. Retailers need to ensure they never run out of fast-selling items, so that potential sales are not lost. While methods such as JIT inventory and radio frequency identification (RFID) tags ensure accuracy is maintained and waste is minimized. Offline is also related to the on-the-spot mindset or instant purchase that today's customers demand, and immediate gratification should remain a priority; you cannot have empty shelves.

• Online Availability

The online world requires a wider and more varied strategy. Good retailer behaviour Customers want the latest stock information, with life visibility on whether products can be purchased, reserved or sold out. Miss the mark on availability information and reps can become frustrated and abandon a cart.

Connection to warehouse management systems and demand forecasting tools helps e-commerce retailers keep virtual shelves stocked. Buffer stocks for high-demand products are also necessary for online players so that they do not have to cancel orders.

5

4.4.1 Importance of Stock Availability in Customer Satisfaction

Stock is an important factor of customer satisfaction because it affects whether a shopper will be able to search, find, buy, and receive the products they are looking for. In retail, both on and off the line, consumers already have an expectation that they will be able to get what they need. And when merchandise isn't available, shoppers not only leave behind their carts but also may be left with a bad impression about the brand. Trust, loyalty, and long-term success all hinge on steady access to available stock which is the essence of keeping your word in competitively-priced trading.

• Meeting Customer Expectations

To customers, stock is just as good as reliability. Whether it's grocery needed urgent or a fashion item inspired by a trend, the right time-availability ensures convenience and joys of enjoying. Regular stockouts, however, piss off customers and chase them into the arms of competitors. Tesco maintains good stock of fast moving commodities right upto Christmas so do you really need to even shop-round?

• Reducing Cart Abandonment

For online retail, the real-time display of stock is business critical: no one wants to add something to their cart added just for it to disappear during checkout. Accurate availability updates ensure

less friction and less shopping cart abandonment. Zalando reduces cart abandonment by having live stock counter on site and in app with stock updated in real-time.

• Encouraging Repeat Purchases

Continuous availability of products keeps the customers coming back, sure that their needs will be met. It builds brand trust and confidence in the retailer for future transactions. Costco fosters repeat shopping trips with consistent, bulk-stockpile essentials to build trust among members.

• Building Positive Perceptions

Stock availability signals operational efficiency. If a customer gets to see that the products are always available, it makes them think of the retailer as professional, organized and customers-oriented, all adding up positively on your store's reputation! Sephora always has the latest in beauty and confirms its status as a go-to destination for beautifulness.

• Impact on Sales and Profitability

Keeping stock available not only keeps customers happy, but also opportunity for sales high.

Every stockout is a lost sale and quite possible, a lost client. So proper availability management will generate revenues and life-time financial return. Target maximizes profit by managing inventory levels in stores and online; mitigating lost sales.

4.4.2 Inventory Optimization and Replenishment

The optimization and replenishment of inventory is a critical component of meeting customer demand without being over-stocked or incurring the associated costs. Retail is the balance in inventory of having too much and too little in your warehouse. Excess inventory ties up working capital, raises storage cost and the risk of product obsolescence; and stock outs cause lost sales and unhappy customers. Optimization means forecast demand as precisely as rules of thumb in large, long-running data cells while efficiently conducting supply chain activities and setting the optimal amount of stock in the right place at the right time. Replenishment is used to maintain these stock levels permanently.

• Forecasting Demand

Realistic demand forecasting is the cornerstone of any inventory optimization. Retailers forecast demand based on past sales, market trends and seasonal patterns. Modern day analytics and ML models make this possible, to dynamically forecast and adjust forecasts for festivals/promos or unexpected consumer behavior changes etc. Good forecasts help to minimize the risk of inventory mismatch. Walmart employs sophisticated predictive analytics to anticipate spikes in demand during events such as Black Friday.

• Replenishment Strategies

Restock The process of refilling inventory (Replenishing) to pre-defined amount, after it drops under a predefined limit. Among those, periodic review systems are ones where inventory is checked intermittently at regular intervals (e.g., once a week) and continuous review systems are ones where reorder points result in order release. Just in time (JIT) replenishment reduces holding costs by purchasing stock only as needed, while vendor-managed inventory (VMI) pushes the onus of reordering onto suppliers. 7-Eleven practices JIT replenishment to guarantee the arrival of fresh items every day, which minimizes wastage as well as rental for warehouse.

• Technology Integration

Contemporary merchants have devices for inventory optimization and replenishment that are usually connected to Enterprise Resource Planning (ERP) and Warehouse Management Systems (WMS). These softwares automates reorders, they monitor your stock in multiple locations and match both offline and online channels. Phenomenal and AI encapsulate high-accuracy visibility in IoT devices and RFID tags. Uniqlo uses RFID in its supply chain for live inventory monitoring and automated replenishment.

4.4.3 Fulfilment Models: BOPIS, Ship-from-Store, Same-Day Delivery

Delivery models in contemporary retail – What we learn from the present? Fulfilment models in traditional retail should be about how clients get their faster, sooner and more accurate. With the proliferation of omni-channel infrastructures, retailers are embracing agile models such as BOPIS, Ship-from-Store and Same-Day Delivery to reconcile online with offline. Models that make for satisfied customers by providing speed, flexibility and choice–while helping retailers to optimize inventory and store.

operations.

• Buy Online, Pick Up In-Store (BOPIS)

BOPIS marries the ease of online shopping with the immediacy of in-store pickup. Customers order online and pick up at a store nearby, often on the same day. This lowers shipping costs for the retailer and allows shoppers to determine when and where they get their purchases. It also drives additional traffic to the stores, and cross-selling possibilities are opened up since customers can add more things to your basket at pickup time. Best Buy Has Been Amazing

with BOPIS, enabling them to order electronics online and pick it up at the store within just hours.

• Ship-from-Store

In this model, the physical store functions as a mini-warehouse. Retailers do not send out online orders solely from distant distribution centers, retrieving items instead from store shelves near the shopper. It enables shorter delivery times, better utilization of store stock and less risk of unsold items at individual locations. It does, however, represent a need for strong inventory visibility and synchronization across your channels or you could end up with something like over-selling. Macy's leverages ship-from-store in its online order fulfillment process, depleting inventory imbalance between locations.

• Same-Day Delivery

Same-day delivery is the full expression of convenience, appealing to that segment of customers who want instant gratification. Retailers accomplish this through local warehouses and micro-fulfilment hubs, as well as by tapping last-mile delivery partners. Same-day delivery is a powerful competitive tool, but it's costly and operationally difficult for involving making

accurate demand predictions, real-time tracking, and tightened logistics. Amazon Prime Now is now being offered in select cities, and it has raised the bar when it comes to speed and convenience.

• Strategic Impact on Retail

These models of fulfilment not only enhance the customer journey, but also facilitate operational agility. They offer functionality that helps retailers cater to a variety of needs — BOPIS for convenience and cost savings; ship-from-store for efficiency and stock management; and same-day delivery for speed. Cumulatively, they are the future of omnichannel fulfilment, where flexibility and convergence dictate competitive strength. 3 for Target Thematically integrating all three models looks from the outside to have improved Target's omnichannel edginess and customer-friendly efficiency.

4.4.4 Cross-Channel Inventory Visibility

Cross-channel inventory visibility describes retailers' ability to monitor, refresh, and optimize stock levels for all modes of the sales journey—bricks-and-mortars stores, online sites aka e-commerce platforms, mobile applications, and third-party marketplaces instantaneously. An omni-channel retail world brings heightened expectations from consumers for a more frictionless shopping experience where they can shop online, check the availability of an item at a store nearby and have the option to be delivered or pick up in-store. When visibility isn't perfectly in sync, retailers over-sell items or go out of stock and cannot deliver, which leads to broken promises to customers.

• Real-Time Synchronization

Cross-channel visibility Cross-channel stock visibility that ensures stock changes in real-time across all platforms. For instance, if the in-store customer is purchasing the last unit of a product, then this must be added to the on-line system without delay so that it will not accept any further orders online for that item. Live sychronization avoids discrepancies and keeps inventory right. Zara updates the stock online and offline in real time, so customers can see availability by store on its app.

• Technology Integration

Cross-channel visibility infrastructure consists of ERP, WMS and APIs. These platforms will integrate with other systems– store point-of-sale (POS) systems, online stores and supply chain databases to provide an uninterrupted flow of data. Solutions involving RFID, IoT sensors, etc., offer accuracy in tracking by constantly keeping a check on the stock flow at every level. ERP-inclusive RFID at Adidas Adidas is using both ERP and RFID company-wide to guarantee stock visibility in all sales channels.

• Customer Experience Benefits

Customers enjoy accurate information on the access to products across channels. Other features, for instance “check in-store availability” or “buy online, pick up in-store,” depend on synced inventory. Honesty prevents customers from experiencing frustration and is confident in purchasing, while being one of the key to inspire trust and loyalty. And Decathlon, which lets shoppers see what’s in stock at their local store, makes it easier for them to browse free from frustration.

4.4.5 Challenges in Demand Forecasting and Stock Allocation

Demand forecasting and stock management are crucial for the supply and availability of correct products at the correct time, however retailers face a number of challenges which can complicate determining accuracy and speed. These problems inevitably impact customer satisfaction and bottom line.

• Unpredictable Consumer Behavior

Customers' taste change rapidly to follow a fad, season or style of living. This unpredictability is what makes it difficult to forecast accurately and causes a lot of.

demand and supply. Forever 21 sometimes had trouble keeping up with fast-moving fashion trends, and would often find itself with excess inventory.

• External Market Factors

Both macroeconomic trends and event-driven factors like competitive moves or global crises (such as pandemics) generate sudden shifts in demand that forecasts may not always pick up. Walmart has struggled with unexpected surges in demand for household essentials during the COVID-19 pandemic, which challenged its forecasting models.

• Data Limitations

Predictions are based on past data, which may not predict future results. If you don't have all the data, or if some of the data is outdated, your predictions will suffer. The anachronistic forecasting systems that Sears was using had led to the stock inefficiencies that compromised its competitiveness.

• Stock Allocation Imbalances

When you stockpile supplies in one place, the obvious result is shortfalls in another. Inefficiency in allocation results in lost sales and increased redistribution cost. There were regional allocation issues at H&M – hot sellers sold out in one region and flopped in another.

• Technology and Integration Gaps

Without the analytics or inputs-matching capability to connect those systems, retailers also can’t produce real-time demand forecasts and make accurate inventory allocations for every

channel. Mid-sized retailers behind in adoption of an ERP: A majority of mid-sized laggard retailers also struggle to compete in the allocation efficiency against digitally advanced retailer Amazon.

• Supply Chain Uncertainty

But despite accurate forecasting, availability is damaged by transportation delays, raw material shortages or supplier failures which result in stock-outs. Nike's shipments from Asia were hit hard in 2021 by supply chain disruptions, delaying stock availability globally.

4.5 Personalization in Customer Experience

Personalization has really become a hallmark of modern retail. Consumers no longer expect shopping to be strictly transactional; they anticipate exchanges that acknowledge their preferences, history and individual requirements. Retailers that are able to provide such personalized experiences have increased customer retention, conversion rates and lifetime value. Technology, along with data analysis and artificial intelligence, makes personalization possible, but it also brings up questions about the ethical use of customer data.

4.5.1 Role of Personalization in Modern Retail

Personalisation in retail ' nowadays, as it should be ' is about meeting the specific needs, preferences and patterns of behaviour of individual shoppers. It enables retailers to strengthen relationships, enhance satisfaction and generate loyalty in a fiercely competitive environment.

• Customized Recommendations

Retailers recommend products based on customer data and \"what you would like.\" This facilitates shopping and raises the opportunities for upselling and cross-selling. Amazon shines at this, with its “Customers who bought this also bought” engine driving up cross-sells.

• Personalized Marketing Campaigns

Emails, messages or offers are customized according to the profiles of the customers. These promotions can speak more loudly than cookie-cutter promotions, increasing engagement. And Marks & Spencer personalizes its email promotions according to their shopping habits – in effect, that’s what led higher open rates and conversion.

• Dynamic Website and App Experiences

By leveraging the browsing experience, online sites tailor layouts, banners and product highlights to match shopping habits of visitors, making the way along much more relevant and

fun. Real-time ASOS customise the content on their homepage and banners based upon the human way a specific customer uses to browse as well as style.

• Loyalty and Rewards Programs

Personalized rewards encourage repeat purchases. For instance, providing discounts on often-purchased items creates loyalty and higher retention. Starbucks Rewards personalizes offers like discounts on a customer's most-ordered drink to encourage repeat visits.

• In-Store Personalization

Retailers use information from loyalty cards and apps to tailor in-store offers. Associates can also deliver personalized advice to customers which would be more meaningful for the trip. Nordstrom empowers employees with customers' purchase history on apps, enabling associates to offer related products in the store.

• Enhanced Customer Satisfaction

Customers also trust a brand more if they feel that their needs and likes are truly understood and appreciated. This emotional bond translates to customer loyalty and long-lasting satisfaction. Sephora uses ability to create profiles for beauty matching and curation, which lead to inherent trust and retention.

4.5.2 AI-Based Product Recommendations

AI-powered product recommendations have become standard fare in modern retail, using algorithms to study customer data and forecast which products are most pertinent to individual shoppers. All of these systems enrich the shopping experience by making it quicker, tailored and more fun, and in turn assist retailers in raising their conversions and sales.

• Data-Driven Insights

(Here's how AI can be used to sift through your browsing history, purchase patterns, and user demographics.) And it enables retailers to know preferences and recommend goods that meet specific people's needs." Netflix led the way with content suggestions, and retailers like Zalando have followed suit by using AI to suggest other products.

• Real-Time Personalization

Suggestions change in real time according to customer selections. If a shopper places a phone in the cart, for instance, AI recommends accessories such as cases or earphones. Recommendations change in real time at Flipkart, which posts add-ons and alternatives as people browse.

• Cross-Selling and Upselling

AI prompts customers to purchase complimentary or high-end items. “By suggesting smart, retailers will be able to add value to the cart without feeling pushy toward customers.” Apple’s online store leverages AI to suggest add-ons like AirPods or AppleCare with an iPhone, prompting upselling.

• Omnichannel Integration

Machine learning maintains recommendations consistent across web, mobile and offline interactions. “The goal is a frictionless experience; the customer buys from us, anywhere.” Lowe’s utilizes AI-based product recommendations on its online offerings and in-store kiosks.

• Improved Customer Satisfaction

With these custom-fitting suggestions, you save on time, eliminate the search effort and make shopping pleasant. Customers feel heard, loyalty is deepened and brand trust is solidified. Stitch Fix uses AI styling algorithms to recommend personalised outfits which result in increased satisfaction.

• Business Benefits

Retailers gain increased conversion rates, better stock turnover and more customer interaction. AI turns data into value for shoppers and businesses alike. Tmall by Alibaba relies heavily on AI to drive conversions and flow of stock.

4.5.3 Dynamic Content and Targeted Promotions

Dynamic content and targeted promotions are tactics that leverage customer data to deliver personalized marketing messages and offers on the fly. Content, as opposed to rain, generic ads, is custom-tailored to each shopper based on their specific likes and purchase history--not only more informative and relevant but far more engaging.

• Dynamic Website Content

Retail websites show different banners or other highlights for products or deals, depending on who is visiting. For example, a returning customer might be shown recommendations based on past orders, while a first-time visitor is shown trending items. Nike. com changes its homepage banners on the fly, offering products that correspond with each customer’s actions or preferences.

• Email and Mobile Personalization

Promo emails and app alerts are customized with offers for individual customers. This leads to increased open rates and conversions, because customers interact better with content they find relevant. Adidas to them is a personalized email that's targeted with tailored product launches based on browse data.

• Targeted Discounts and Offers

They use purchase history to cook up exclusive discounts. For example, you might offer early access to new launches or exclusive bundles to repeat purchasers of skincare products. Ulta Beauty incentivizes loyal skincare shoppers with early access to limited-release product sets.

• Behavior-Triggered Promotions

&npsb; Calm promotions are triggered by customer activities. If someone leaves their cart they might get a time-limited offer with a discount. Wayfair leverages cart abandonment triggers to email time-sensitive discounts.

• Omnichannel Consistency

Promotions are unified across in store, online and mobile. The result is a smooth customer experience that strengthens the bond of satisfaction and trust with your brand. H&M syncs app notifications, online banners and in-store signage to maintain the continuity of promotions.

• Retailer Benefits

Turn browsers into buyers with targeted, high-response promotions that increase conversion rates and average order value and build a loyal customer base through personalized, impactful marketing. Zara does targeted promotional campaigns for an efficient clearance and a better conversion even in seasons sales.

4.5.4 Loyalty Apps and Customized Offers

Loyalty apps personalized deals wield enormous influence on the long-term relationship between a retail store with its customers. By incentivizing repeat purchases and personalized offers based on preference, these strategies increase overall engagement, retention and brand loyalty.

• Digital Loyalty Programs

Apps create a system for earning points, cashing in rewards and tracking advantages. They streamline engagement and ever keep customers interested in the brand. Using Walgreens' Balance Rewards app, customers can keep track of points electronically and redeem them effortlessly.

• Personalized Rewards

There are no generic discounts; instead, shoppers receive offers tailored to their shopping history. For instance, in the case of a coffee chain this might be free beverages after some number of visits or discounts on a favorite beverage. Costa Coffee is personalizing app rewards using drink data to celebrate you.

• Exclusive Access

Discounted access to a sale, a new product or an event is common with loyalty apps. These perks give members a sense of being appreciated, and that they belong to an elite club. Membership in Lululemon's loyalty program includes early access to new products and member-only events.

• Location-Based Offers

Using geolocation, the apps send promotions when customers are in proximity of a store. This promotes impulse visits and foot traffic. McDonald's app sends targeted coupons as users approach outlets, which increases footfall.

• Omnichannel Integration

Points and offers can be redeemed in full or part both on- and offline for seamless, cross-channel shopping. When you need to use your points, they're instantly available so you can get the best out of shopping app, online and in-store.

• Business Impact

Loyalty apps help drive repeat purchases, raise customer lifetime value and generate rich data retailers can use to hone future offerings and strategies. CVS's loyalty app delivers an uptick in retention, as it ties together loyalty rewards with personalized offers.

4.5.5 Ethical Concerns: Data Privacy and Customer Consent

As personalization in retail matures as a strategy, so do the ethical considerations related to how customer data is collected, stored and used. Retailers depend upon customer data to build customized experiences, though abuse or a lack of transparency can break trust and court regulatory jeopardy. The two key features here are data protection and customer consent, and they define the ethical ways to do retail business in the digital era.

• Data Collection Transparency

Retailers must also make it clear to consumers what type of information gets collected — for instance, browsing or purchasing history, or location data. Secret or murky policies arouse suspicion and inspire less customer confidence. Apple makes it easy for people to understand what data they are giving the company and explains why it wants that information.

• Customer Consent

Consent cannot be implied and must be explicit. Customers need to be able to opt in or out of data sharing as simply as clicking a button, and businesses should respect these decisions without withholding vital services. Spotify also makes sure users are asked for explicit consent to process data when tailoring recommendations.

• Secure Data Handling

Protecting the customer's data from being compromised or abused is important. All data is encrypted and never shared with any third parties, every transaction is linked to access controls, and only then are transactions audited. PayPal puts a lot of effort into Encryption and Fraud Detection to keep your transactions secure.

• Regulatory Compliance

Regulations like GDPR, CCPA and local data protection acts place stringent requirements around consent and use. Retailers have to comply with these laws or they're subject to fines and a black eye in the media. IKEA also recently brought its own systems up to date with GDPR requirements, so those raising the alarm over customer data storage and use in the EU are looking at a much more transparent system.

• Balance Between Personalization and Privacy

Personalization that's too personal can creep people out. Ethical retailers navigate attempting to add value by responsibly using data, without crossing lines that make consumers feel uncomfortable.

LinkedIn achieves this with a trade-off between the sensitivity and personalization of user data; users control ads and recommendations.

• Building Trust

Good people respecting privacy and getting knowledgeable consent build better relationships. And people are much more open and willing to give personal information when they're secure on how it will be used. Microsoft earns that confidence by adhering to strong privacy protections and giving people clear, easy-to-use tools for controlling their personal information in our services.

4.6 Summary

- Long-term customer loyalty and competitive advantage in a retailing context is built on service fulfilment and satisfaction.
- Customer perceptions of quality are determined by dimensions of satisfaction, such as reliability, responsiveness, assurance, empathy and tangibles.
- 6 Service quality models such as SERVQUAL, assist to identify gap between expectation and perception.
- Effective complaints management and service recovery generate trust and turn unsatisfied customers into loyal advocates.
- -Training and empowering the employee is indispensable to providing to uphold consistent service quality.

- Efficiency, personalization and engagement all get a boost from retail technology which is deepening the link between physical stores and the digital world.
- 'Queue-jumping' applications of self-checkouts, mobile POS and smart fitting rooms smooth customers' journeys and add convenience.
- AI and IoT improve demand prediction, inventory monitoring, and in-store interaction.
- Visual Merchandising tactics of layout, display, lighting, colour and all the senses impact on purchase.
- Stock availability in stores and online is crucial for demand fulfillment and trust creation.
- Fulfillment options such as BOPIS, ship from store and same day delivery meet consumer's[demands for speed and convenience.
- Personalisation via AI-powered recommendation engines, loyalty apps and dynamic offers are helping re-enforce engagement but need to care of ethical aspects and concerns around privacy and consent.

4.7 Key Terms

1. Customer Satisfaction – Level to which retail services satisfy customers.
2. SERVQUAL – Quality of service model covering reliability, responsiveness, assurance, empathy and tangibles.
3. Service Recovery – Actions to resolve complaints and restore trust.
4. MPOS – Mobile point of sale is portable POS systems that allows transaction to take place anywhere in the store.
5. Smart Fitting Room – Technology-enabled trial spaces offering digital assistance and recommendations.
6. AI in Retail – Personalisation, forecasting and customer service Artificial intelligence (AI) as a technology is an exponentially growing force driving business productivity for organisations worldwide.
7. IoT in Retail – Gadgets of the internet of things for real-time inventory monitoring and consumer interactivity.
8. Visual Merchandising – The method used to display products in such a manner that customers can see the products and are influenced to make purchases.
9. BOPIS — Buy Online, Pick Up In-Store A fulfillment strategy that blends e-commerce and brick-and-mortar retailing.
10. Cross-channel visibility – Instantaneous stock-flow synchronisation online and on the shop floor.
11. Neural – Personalized marketing messages that can switch based on customer behavior.

4.8 Descriptive Questions

6

1. Discuss the significance of customer service in retail and how it contributes to customer relationship.
2. Explain the nature of customer satisfaction with appropriate examples.
3. In what ways does technology such as AI and IoT evolve the retail experience?
4. Discuss the contribution of store layout, lighting and sensory design on shopper behavior.
5. Discuss the significance of having real-time inventory access in delivering a seamless offline-to-online shopping journey.
6. What are the issues in forecasting consumer demand and inventory allocation for retailers?
7. Examine the role and ethical implications of personalization in customer engagement.
8. Distinguish between BOPIS, ship-from-store and the same-day delivery formats with examples.

1

4.9 References

1. Kotler, P., & Keller, K. L. (2016). Marketing Management. Pearson Education.

2. Berman, B., & Evans, J. R. (2018). Retail Management: A Strategic Approach. Pearson.

3. Levy, M., Weitz, B. A., & Grewal, D. (2019). Retailing Management. McGraw-Hill.

4. Parasuraman, A., Zeithaml, V. A., & Berry, L. L. (1988). SERVQUAL: A Multiple-Item Scale for Measuring Consumer Perceptions of Service Quality. Journal of Retailing.

5. Shankar, V., & Carpenter, G. S. (2012). Handbook of Marketing Strategy. Edward Elgar.

6. Rigby, D. (2011). The Future of Shopping. Harvard Business Review.

Answers to Knowledge Check

Knowledge Check 1

1. b) Loop layout
2. b) Group complementary items
3. c) Red
4. b) Brand association
5. c) Creating memorable journeys

4.10 Case Study

"New Retail Concept: StyleHub and How It Is Shifting the Interactions Between Consumers and Businesses"

Background

StyleHub is an emerging fashion retailer that operates both physical store networks as well as a high growth e- commerce platform. Despite having a missing-missing brand in the industry, company still struggles with customer satisfaction, technology adoption, inventory availability and personalization. Better-integrated competitors with more sophisticated personalization strategies are eating StyleHub's lunch. Management determines to attack the root of these problems to enhance customer experiences and develop customer loyalties.

Issue 1: Customer Service and Grievance Management Gaps

Slow response time to questions was cited by customers both in-stores and online. Return policies were vague, and complaint resolution took weeks, resulting in poor reviews and diminished repeat purchasing.

Solution

StyleHub poured money into training its staff, teaching them both empathy and problem-solving skills as well as product knowledge. Online, it deployed AI-powered chatbots that could answer common questions immediately and had humans learn to solve thornier problems. The firm also made its service recovery process easier for customers by providing a quick automated refund or replacement option, and introduced additional goodwill gestures such as discount vouchers for affected customers.

Outcome

Satisfaction Scores improved substantially, repeat purchase rate increased by 18% and online reviews went from being mostly negative to positive. Technology in tandem with human service restored trust and loyalty.

Problem 2: Weak Omni-Channel Integration and Inventory Visibility Customers lamented about the fact that what was being displayed as "available" online was not in stock at local stores and the promotions seen in physical stores were not available on the website. Non cross-channel synchronicity ANNOYED and infuriated customers, they lost confidence, mistrusted information!

Solution

The cloud is also used for styleHub's inventory management, through which its warehouses and the online platform are connected with real-time data. This enabled shoppers to look up inventory availability across all channels and decide on home delivery, ship-from-store or buy-online-pick-up-in-store (BOPIS).

Workers also had received hand-held devices that could be used to check inventory in real time, cutting down on miscommunication.

Outcome

Cross-channel inventory visibility slashed customer complaints in half, improved fulfillment efficiency, and spurred a 25% increase in BOPIS orders. Back at the user end, and even more direct, customers saw through from the inside out—seeing Stylehub as a dependable omni-channel brand.

P3- Decreased Personalization and Customer Engagement

In any case, StyleHub's loyalty program was of the generic sort: lots of rewards without going bespoke. Those irrelevant offers resulted in low engagement and redemption.

Solution

The retailer re-introduced its loyalty app in a personalized, AI-centered way. Customers were offered personalized product recommendations, birthday discounts and early access to collections. Real-time promotions were personalized for potential customers visiting the site and game inspired gamification elements like badges, challenges further increased engagement. StyleHub also focused on the message about how we use data and gave customers control over personalization.

Outcome

Loyalty app engagement increased by 60%, and offer redemption rates doubled. Personalized offers spurred a 20% lift in basket size and responsible data usage built trust with their customers.

Reflective Questions

1. How can we combine human empathy and AI tools to develop a more intelligent customer service strategy?
2. Why is having cross-channel inventory visibility so critical to maintaining trust in an omni-channel retail environment?
3. What is at stake when loyalty programs are not personalised and how does increased risk be avoided?
4. How can sustainable engagement be driven only when data-driven customization is balanced with the customers' consent?
5. If you were the manager at StyleHub, which of these three initiatives would you recommend prioritising first and why?

Conclusion

The StyleHub instance proves that in order to create a truly customer-first retail model, service and technology and inventory management and personalization must be brought into

alignment. Tackling it by filling service gaps, enhancing cross-channel integration, and relaunching loyalty engagement with integrity and transparency led to increases in satisfaction, loyalty, and revenue growth for the retailer. The case shows once again that in the cutthroat world of commerce, it isn't about selling goods but providing slick, personal and authentic experiences at every point of contact with a consumer – no matter where they are.

Retail & E-commerce Strategy Unit 5 V3.docx

Retail & E-commerce Strategy_MBA_2

Retail & E-commerce Strategy_MBA_2

ATLAS SkillTech University

Document Details

Submission ID

trn:oid:::3618:127174621

Submission Date

Jan 30, 2026, 11:20 AM GMT+5:30

Download Date

Jan 30, 2026, 2:55 PM GMT+5:30

File Name

Retail & E-commerce Strategy Unit 5 V3.docx

File Size

110.1 KB

30 Pages

9,885 Words

61,059 Characters

1% Overall Similarity

The combined total of all matches, including overlapping sources, for each database.

Filtered from the Report

- Bibliography
- Quoted Text
- Cited Text
- Small Matches (less than 10 words)

Match Groups

7 Not Cited or Quoted 1%
Matches with neither in-text citation nor quotation marks

0 Missing Quotations 0%
Matches that are still very similar to source material

0 Missing Citation 0%
Matches that have quotation marks, but no in-text citation

0 Cited and Quoted 0%
Matches with in-text citation present, but no quotation marks

Top Sources

1% Internet sources
0% Publications
1% Submitted works (Student Papers)

Integrity Flags

0 Integrity Flags for Review

No suspicious text manipulations found.

Our system's algorithms look deeply at a document for any inconsistencies that would set it apart from a normal submission. If we notice something strange, we flag it for you to review.

A Flag is not necessarily an indicator of a problem. However, we'd recommend you focus your attention there for further review.

Match Groups

- **7** Not Cited or Quoted 1%
  Matches with neither in-text citation nor quotation marks
- **0** Missing Quotations 0%
  Matches that are still very similar to source material
- **0** Missing Citation 0%
  Matches that have quotation marks, but no in-text citation
- **0** Cited and Quoted 0%
  Matches with in-text citation present, but no quotation marks

Top Sources

1% Internet sources
0% Publications
1% Submitted works (Student Papers)

Top Sources

The sources with the highest number of matches within the submission. Overlapping sources will not be displayed.

1	Internet	ijcrt.org	<1%
2	Submitted works	Nexford Learning Solutions on 2025-08-10	<1%
3	Submitted works	Myanmar Imperial University on 2025-08-28	<1%
4	Internet	sgfranchiseadvice.com	<1%
5	Internet	www.inc.com	<1%
6	Submitted works	Anglia Ruskin University on 2025-08-05	<1%
7	Submitted works	RDI Distance Learning on 2009-03-16	<1%

Unit 5: Retail Analytics

Learning outcomes:

1. Explain the role of retail performance indicators such as sales per square foot, conversion rates, average transaction value, and inventory turnover in measuring retail success.

2. Explore methods for gathering and analyzing retail data, including customer surveys, point-of-sale analytics, and big data tools, to support decision-making.

3. Identify cultural variations in consumer behavior and discuss the challenges they create for global retailers in adapting strategies to diverse markets.

4. Assess strategies such as standardization, localization, and hybrid approaches, and explain how global retailers expand while maintaining competitiveness.

5. Analyze how combining performance indicators with cultural insights and global strategies ensures better alignment with organizational goals.

6. Use real-world scenarios to apply retail metrics, data analysis, and global strategies, critically reflecting on outcomes and challenges in diverse contexts.

Content

5.0 Introductory Caselet

5.1 Retail Metrics and Performance Indicators

5.2 Data Collection and Analysis Techniques – Part 1

5.3 Cultural Differences and Challenges – Part 3

5.4 Global Retailing Strategies

5.5 Summary

5.6 Key Terms

5.7 Descriptive Questions

5.8 References

5.9 Case Study

5.0 Introductory Caselet

"Expanding Horizons – The Case of MetroStyle Retail"

MetroStyle Retail, an India-based fashion and lifestyle chain, blossom in the domestic market with steady growth year on year. What's behind its success is smart use of retail metrics like sales per square foot, conversion rates and average transaction value. By monitoring these insights, the retailer adjusted store fixtures, enhanced customer service and implemented effective inventory management. Goaded on by its own success, MetroStyle's management team was now looking at international opportunities.

Southeast Asia and the Middle East were among the areas where the management was looking at for possible entry. Yet, when the company conducted market research early on, it discovered a stark cultural difference. Indian shoppers appreciated choice and discounts, while Middle Eastern customers were into luxury, exclusivity and premium service. Southeast Asian consumers, however, favored the hassle-free aspects and digital-first shopping. These discoveries drew attention to the difficulty of transplanting the domestic model internationally.

"In anticipation, we spent on data collection and analysis tools to look deeper into what customers are likely looking for," MetroStyle's Abdulali says. Point of sale systems, customer surveys and big data analytics offered them key insights into purchasing behavior and store performance. The challenge was how to harmonize these realizations with traditional and emerging culture norms while maintaining brand genuineness.

The board argued over two strategies: to leaven a uniform global model for efficiency, or customize offerings to local markets which could drive up costs. And what about the question of global branding versus regional customization without compromising MetroStyle?

The case of MetroStyle reveals how the retail metrics, the data analysis and decision-making process; cultural comprehension and global strategies are interconnected. To retailers hoping to capitalize on the global market, business smarts are only part of the equation—it's bridging hard numbers with cultural awareness and flexible strategies.

Critical Thinking Question

If you were advising the leadership team of MetroStyle, would you recommend a one-size-fits-all approach to global strategy for efficiency or more locally-tailored strategies based on cultural fit, and why?

5.1 Retail Metrics and Performance Indicators

Retail is a fast-moving, competitive business where success hinges on being able to measure performance, interpret results and recognize trends. Retail KPIs and metrics provide structure into evaluating the success when it comes to meeting goals of a business in areas as sales growth or profitability as well as customer engagement or efficiency with inventory. Metrics are how managers translate their data into insights to drive strategy, operational excellence and innovation. Without these cues, retailers would be relying on guesswork, and their strategy and operations would be subject to waste of resources and missed opportunities.

5.1.1 Importance of Metrics in Retail Decision-Making

Why metrics matter in retail decision making is not because they turn gut feel into numbers but rather that they are able to make humankind's subjective hunches measurable and actionable. Retailers require clear benchmarks in order to assess performance and highlight areas of strong performance or shortcomings. Metrics are the base of goal setting, progress tracking and informed adjustments.

An important aspect of the metric's function is in maintaining a sense of objectiveness. There is room for intuition and gut, and experience certainly informs the process. But it requires something more concrete too — numbers to back up the assumptions and decisions. For instance, a manager may feel that a new product line is doing well because customers love it, whereas sales per square foot or margin data might show no correlation. Biases are nulled using metrics which display factual levels. For example, DMart has always been one of the highest sales per square foot in India: over ₹35,000 a sq. ft.), an important benchmark that underscores its productivity in relation to competitors.

Metrics also enable strategic alignment. A retail enterprise has overall objectives like maximizing profit, market share or customer satisfaction. Including the right metrics helps ensure that each department is working towards the same goals. Metrics are a universal means of measuring performance that store-level employees, supply chain departments, and marketing managers can all lean on.

Walmart orchestrates its global business by monitoring certain metrics (such as same-store sales growth), which directly informs strategic priorities, and makes sure everyone -- from logistics to store management -- is working in service of one set of goals.

Yet another key role of metrics is in prediction and planning. Retailers can predict future demand as well as plan inventory, staffing and marketing by watching trends in footfall, conversion rates and basket sizes. Precise predictions also help in minimizing waste, preventing stockouts and enhancing customer satisfaction. Marks & Spencer, which must use precise footfall and conversion statistics to plan item turnover in seasonal collections and to

ensure suitable staffing levels meet fluctuating customer demand at busy times like Christmas.

Metrics also support continuous improvement. Through consistent performance tracking, retailers can spot trends and then make small changes that add up to sizable gains. For example, inspection of average checkout times could suggest some inefficiencies and opportunities for improvement by changing the regular POS with smart mobile POS devices.

Target increased the efficiency of its checkout process by introducing self check out lanes after customer dissatisfaction statistics indicated long lines, with average wait times plummeting.

Did You Know?

"Retail studies indicate that businesses using well-defined metrics are 40% more likely to outperform competitors in profitability. Metrics not only highlight what is happening but also reveal why it is happening, empowering retailers to act faster and smarter."

5.1.2 Key Performance Indicators (KPIs): Sales, Footfall, Conversion

Amongst the retail metrics Key Performance Indicators are considered as the most important measures which reflect the success directly. Sales, footfall, and conversion rates are some of the most commonly used KPIs since they provide a clear view on customer activity and store performance.

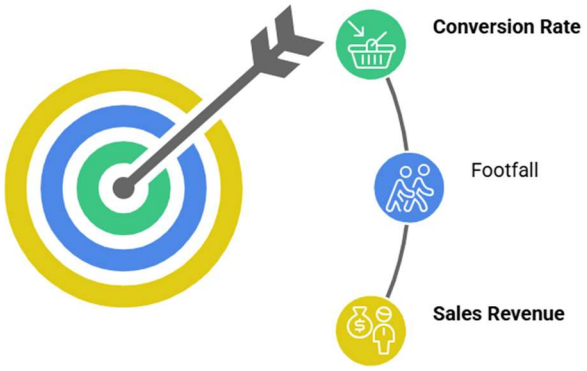

Figure.No.5.1.2

• The most fundamental yet crucial KPI is sales revenue. It represents the overall value of goods sold over time. Sales Targets - Profit Focused It is not enough for a retailer to simply look at measuring sales, selling more is the fundamental objective; however this must be weighed against costs and margin. Sales may be sub-categorized by product lines, store location or date range for greater analysis. For example, you might identify that weekend sales differ from weekdays — insights which could help drive future promotions. It claims to be the top player in many categories. In FY23, Reliance Retail's revenue was more than ₹2.6 lakh crore reported in India. Ex-US, Costco does over $200 billion in annual sales, truly impressive from a sales productivity standpoint with its membership focus.

• Footfall is the number of people who walk into a store or visit an online site. A high footfall reveals a lot of attraction power caused, for example, by advertising or location. But footfall alone is not a measure of success; this must be considered in conjunction with conversion rates to find out how effectively traffic is being converted into purchasing customers. Phoenix Mall of Asia in Bengaluru draws lakhs of visitors every week, rivaling India's busiest retail destinations. From around the world According to reports, Dubai Mall welcomes in excess of 100 million visitors every year, making it one of the busiest malls on earth.

• Conversion rate: The proportion of visitors who make a purchase. In a high-traffic, low-conversion store there could be problems of price, products offered or quality of service. For instance, a shop specialising in electronics, if offering promotional offers and attracting plenty of footfall but with limited stock and staff to answer technical queries. In India, the retailer Croma raised conversion rates by training staff to offer expert advice on products such as electronics. Worldwide, Apple Store conversion rates approach 20-30% (well above the average for retailers).

In aggregate, these KPIs are the lifeblood of retail insight. They inform on customer attraction, engagement and purchase behavior, which can help managers know where they need to focus attention. If you have high footfall and low conversion, one of your strategies may be staff training or product assortment. When sales are up but margins are down, a review of pricing strategies may be in order.

5.1.3 Inventory Turnover, Gross Margin Return on Investment (GMROI)

5

Inventory is widely recognized as the largest investment for a retailer, and effective inventory management is crucial for a retailer's prosperity. Two significant yardsticks of inventory efficiency are Inventory Turnover and Gross Margin Return on Investment (GMROI).

• Inventory turnover is how many times a retailer sells and reorders stock over a certain period. If the turnover is high it means that there is strong demand and effective management of stock, while a low turnover shows overstocking or poor sales. Fast-fashion retailers, for example, generally have high turnover because they sell fast-moving collections

of clothes. Conversely, luxury retailer can have lower turnover and higher margins. Retailers must balance stock turnover to avoid stockouts, hurting sales or excess stock leading to increased carrying costs. Zara (operated by Inditex–Trent JV) in India ensures high turn-over among the customers by having fresh fashion lines every few weeks. H&M has one of the highest turnover ratios in fast fashion, due to an efficient supply chain.

• GMROI is a calculation of how much gross margin a retailer makes for every unit of currency it invests in inventory. It is computed by dividing the gross margin by average inventory cost. The GMROI above 1 implies a profit is being made from stock investment. This number is useful for retailers to see if their products are making them money. For instance, if a product sells well, but doesn't carry high margins with it, then consider GMROI to be reduced – indicating you should look for alternatives that could offer better profit potential.

DMart has been able to make a profitable model in India with a high GMROI maintaining focus on high turnover essentials at lower prices and steady margins. Internationally, Walgreens Boots Alliance leverages GMROI to assure the proper assortment of products in its pharmacies, creating a balance between generics and branded medications that meets demand while also driving profit.

Both measures underscore the need to tie sales results with inventory investment. Retailers who are watching stock turnover and GMROI can make the best use of their resources, turn stock faster, improve cash flow and allocate to products that produce the most returns. They safeguard against loss of capital and help maintain a healthy bottom line, especially when faced with tight margin competition.

5.1.4 Customer Retention and Lifetime Value

It's not only about attracting new customers but also retaining existing ones. Long-term profitability KPIs like customer retention rate or Customer lifetime value (CLV) are important to consider.

• Customer retention rate is the proportion of customers who have been retained when compared to non-retained ones. A high average retention rate consists of loyal and happy customers, whereas low rates indicate issues in service, product quality or pricing. Retention is important because gaining a new customer costs many times more than keeping an existing one. Tactics ranging from loyalty programs, to personalization and service are shown to help drive retention. Indian department store Shoppers Stop also has great retention, according to Gupta. Around the world, Starbucks boasts one of the highest retention rates with its Rewards app that provides personalized perks.

2

• CLV (customer lifetime value) is a prediction of the net profit attributed to the entire future relationship with a customer. CLV takes into account purchase frequency, average transaction value and retention rate, thus it is a comprehensive KPI of customer profitability. For example,

a user that consistently makes small purchases can have larger CLV than one who occasionally makes large purchases.

In India's BigBasket, CLV calculations are leveraged into subscription models like "BB Star" for its high-frequency buyers. At a global level, CLV is much higher for Amazon Prime members compared to non- members due to good repeat purchases along with bundled services.

Using these metrics, retailers can segment customers and allocate resources. Exclusive offers and promotions can be offered to high lifetime value customers while there are other times when occasional buyers should be communicated with in order to increase frequency. CLV can be used to guide\'94and justify — decisions about marketing spend; when retailers anticipate that a customer segment will have a high CLV, they are willing to spend higher amounts on acquisition costs.

FCR and CLV are important since it changes one's mindset from selling in the short-term to customer relationships over time. They focus on the value of customer experience, personalization and trust to drive ongoing success.

5.1.5 In-Store and Online Performance Metrics

With omni-channel retail on the increase, success needs to be reflected by performance in store AND online. There are different metrics in these contexts, but together they offer a full picture of performance.

• In-store metrics include sales per square foot, average size of a basket, time spent lingering and time to check out. The metric sales per square foot tells you how efficiently a retailer's store footage is generating revenues, and therefore informs decisions about layout and merchandising. Average basket size is the average number of products purchased by each transaction, cross sell or upsell opportunities. Dwell time tracks the amount of time a shopper spends inside the store, and longer visits are frequently associated with increased sales. Queuing time impacts directly on satisfaction, with long queues deterring repeat visits. In India, DMart hits highest per-square-foot sales by filling limited square feet with product that customers want. Internationally, Apple Stores optimize dwell time with interactive product zones that encourage engagement and transactions.

• Web KPIs are website hits, bounce rates, shopping cart abandon rate and average size of order. Traffic reflects how many customers come to the platform, while bounce rates demonstrate how many leave without interaction. Cart abandonment allows to detect possible problems in the checkout scene (too long forms, unexpected expenses). AOV indicates how well your product recommendations and promotions work.

In India, Flipkart's closely monitored cart abandonment rate even made it roll out a 'SuperCoins' reward system to better the rate of conversion. Internationally, ASOS buckles

down on raising average order value through bespoke packages and product recommendations.

Mixing online and offline measures is important for omni-channel efforts. In the case of click-and-collect services, for instance, you need both online conversion data and in-store pickup efficiency. If retailers are able to track across both environments, then they can start serving experiences that are more holistic and consistent across touchpoints.

These metrics also enable agility. Online channels offer real-time intelligence, enabling retailers to shift in promotions dynamically, with insights from physical stores on day-to-day operations and sales staff training. Collectively, they express the contemporary retail truth of customer pathways across channels with an integrated consideration.

5.2 Data Collection and Analysis Techniques – Part 1

Data is the new engine for retailer. Each time a customer interacts, transacts or comes into contact with your business, it creates useful data that can inform everything from strategy and operations through to personalization. Yet the large amount and the different types of retail data necessitate systematic gathering and advanced analysis. Data collection methods collect data from various sources as raw material, whereas analysis turns it into insights for decision-making. In the era of omni-channel retail, the fusion of data from offline and online worlds can provide significant competitive benefits.

5.2.1 Sources of Retail Data (POS, CRM, Loyalty Programs, Online)

As every salesperson knows data is gathered from a variety of sources, all with the potential to provide valuable insight on customer and business performance. The POS (Point-Of-Sale) systems are still the primary origin. They record transaction-level information, including product identifiers, quantities purchased, prices paid and discounts offered and selected payment types. The point of sale data enables stores to monitor how well they are selling products, what merchandise is fast or slow moving and at what times customers tend to shop. For example, examining POS data can uncover the best margin-producing product categories, as well as what items people buy together to influence how merchandise is placed and promoted.

Customer Relationship Management (CRM) systems offer an alternate layer of intelligence. In customer profiles, preferences and interaction history are stored in CRM data to facilitate 1-to-1 engagement. Through the tracking of customer journeys along touchpoints, retailers have the ability to categorize customers according to how they act and create relevant marketing activities. A CRM could reveal that one group of customers buys environmentally friendly products often, allowing a retailer to create specific campaigns.

Loyalty programs are another key source of data. These projects encourage shoppers to reveal themselves at the point of sale, allowing transactions to be attributed to real people instead of just mysterious consumers. Behavioural data Even when considering purchase frequency, customer life-time value or responsiveness to promotions in the larger context, these factors do not really share any coherence. For instance, coupon redeeming loyalty members are offered with special deals to promote more visitations from them.

The internet offers more streams of data. Site visits, click-through rates, cart abandonment data and mobileapp swipes are all clues about customer preferences and barriers. Online data, of course, also records how users shop (not only what they've bought), providing an understanding for potential shoppers' interests and intent. Social media even broaden that universe more by providing intelligence on sentiment, brand mentions, engagement and interaction.

When combined, they paint a whole picture of customers and operations. They help retailers align inventory, marketing and service with the wants of consumers. The hard part is integrating multiple sources into a single system to provide actionable insights instead of just separate data points.

5.2.2 Structured vs Unstructured Data in Retail

7

There are two main types of data that retailers deal with: structured and unstructured. Structured data Structured data is the type of data that are organized in rows and columns that can be easily stored, searched and analyzed. This could be sales numbers, customer IDs, item codes or inventory amounts. Structured data reveals concrete, measurable and quantifiable numbers of performance indicators such as sales per square foot or average transaction value. It is the backbone of traditional retail reporting and forecasting. For instance, DMart in India heavily leverages structured information such as sales per square foot and product turnover ratios for assortment optimization in their compact format stores. Internationally, Walmart leverages structured POS data for very accurate inventory replenishment and supply chain flows.

On the other side of the spectrum, unstructured data is qualitative and does not have a fixed format like we find in structured data. That includes reviews by customers, posts on social media, recordings of phone calls to call centers and videos showing products on store shelves. Unstructured is more difficult to analyze, unstructured captures the emotion and context of customer experience. For instance, analysing opinions from social media comments can help determine whether customers react positively or negatively to a new product launch – insights that just aren't available from structured sales data.

For example, in India, Myntra analyzes unstructured data from customer reviews and social media discussions to monitor fashion trends and make changes in designs rapidly.

Worldwide, Starbucks uses unstructured social media and app feedback to fine-tune what products they innovate on next and what customer engagement campaigns are driving the most business.

The true magic happens when structured and unstructured data are integrated. For example, you may have structured sales data indicating that a certain product is selling less compared to other products, but unstructured reviews featuring complaints about the packaging could be related in this case. In combination, they make the whole picture and usable direction. In the same fashion, heatmaps created from in-store cameras (unstructured) data and POS sales information (structured) to identify store locations that receive attention but are not generating purchase. One of them is IKEA, which processes structured checkout data with unstructured in-store videos analytics to optimize product placement strategies.

Processing both types of data is provided by different tools. You can process structured data with databases and spreadsheets, but unstructured data is going to need high–level of analytics (like natural language processing, image recognition or machine learning). Retailers that can leverage both forms have richer understanding of the “what” and the “why” in customer behavior.

5.2.3 Basic Data Analysis Tools and Dashboards

After the collection of data, it needs to be analysed so that some meaningful information can be drawn out of that accumulation. Simple analytics tools and dashboards are vital for distilling raw information into action. Dashboards are visual tools where relevant metrics appear in real-time and managers can easily see their performance.

In retail industry, the most common tool that retailers use to make dashboards is Business Intelligence (BI) tool, such as Tableau, Power BI or QlikView. These solutions combined POS, CRM and online data into intuitive charts graphs and heatmaps. A store manager may use a dashboard to keep an eye on daily sales trends, track which products are moving most quickly or compare locations against one another. Reliance Retail in India, for instance, already uses real-time dashboards to monitor sales trends at thousands of outlets so that its stock replenishment matches demand. Internationally, Walmart benefits from sophisticated Power BI dashboards that need to combine POS data with supply chain and workforce data at store level and for corporate decision-making.

Simple analysis tools would also be spreadsheets like Excel, which are still very common for calculations, trending and forecasting. Managers who do not possess significant statistical awareness can still perform useful analysis using pivot tables, regression tools and charting capabilities. Shoppers Stop in India still taps an Excel-based dashboard for category-level performance, to help its buyers fine-tune assortments. Worldwide, Tesco combines Excel with BI tools for rapid pricing and promotion simulations.

Dashboards are so great because they give real-time insight. For instance, during a promotional campaign, managers could monitor sales uplift in real time, and make changes to inventory or marketing if needed. Customized dashboards mean that each stakeholder can concentrate on what matters most to them (the C-Suite focus might be overall revenue growth, for instance), down to the local store manager keying in on his or her conversion rates and average basket size. BigBasket has a team which watches real time order dashboards to ensure delivery fleet allocation adjustments during offers in India. Amazon reports on the efficiency of ad spend and campaigns conversions performance with campaign dashboards at a global level for events such as Prime Day.

A key strength of dashboards is not just the visualization, but interactivity. [[Users can go further into detail by looking at performance from a category, region or time of day. This dynamism makes data flexible, not static, enabling it to inform the decisions of an organization in its strategic and operational planning. For example, in India, Decathlon uses interactive dashboards giving category managers the opportunity to easily drill down into product-level data and see country-wise performance. Nike uses Tableau dashboards to dive into omnichannel sales and understand how online promotions impact in-store performance, with a global view.

5.2.4 Predictive Analytics and Demand Forecasting

Predictive analytics is the process of using historical data and statistical models to predict what will happen in the future. In retail, predictive analytics is commonly used for demand forecasting by helping companies predict which products consumers will want, when they'll want them and in what volume. Effective forecasting enables retailers to carry the right items and reduce stockouts or excessive inventory. For instance, at BigBasket predictive analytics is being used to estimate demand for perishable products at its dark stores. By taking into account customer orders, local festivals and weather data, it makes sure that the right inventory — say, fresh fruits or dairy — is stocked in every micro-warehouse to avoid spoilage and cater to local demand.

One application is seasonal forecasting. For instance, by examining the sales history of past holiday seasons, it can predict needs for apparel, electronics, or groceries in an upcoming holiday. Use case For example, weather data can affect sales forecasts for products such as raincoats, beverages or heaters. Seasonal forecasting is applied by Reliance Retail for segments such as skincare and fashion. For example, it can add to its supply of sunscreens and cotton wear in the summer while loading up on winter gear and moisturizers when things are cooler — all according to past sales and weather patterns.

Personalized advertising is also assisted by predictive analytics. Retailers can also predict what these purchases should be based on their past and browsing history, and actively push those products to them as well. It's also things like how transparent our pricing is, which

increases conversion rates and customer satisfaction. Nykaa in India leverages predictive analytics to suggest products based on browsing and previous purchase patterns thus increasing cross sell opportunities during seasonal sales. Amazon relies on the same models on a global scale as part of site features like "Frequently Bought Together" and "Recommended for You."

Methods in predictive analytics can range from statistical techniques to machine learning. ARIMA models, for example, are frequently 2 employed in retail time-series forecasting. Machine Learning improves accuracy by recognizing more intricate patterns and including external factors like promotions or competitor pricing. Walmart uses machine-learning based predictive models to forecast store-level demand at thousands of stores, all the way down to 5-minute intervals. These models take all the factors that could impact sales into account, including historical sales data, promotions, weather and local events and even competitor's prices.

The benefit of predictive analytics is uncertainty reduction. It helps retailers better prepare their inventory, staffing and promotions. But at the same time, it needs timely information and continuous refresh to be precise because people's behaviour and outward environment are forever changing. In India, Decathlon deploys AI-powered forecasting tools to spread stock across regional warehouses so that demand spikes during events such as back-to-school or cricket seasons can be met without excess inventory.

5.2.5 Real-Time Analytics and Decision Support Systems

The next step in retail data analysis is live analytics, which digests that information as stores operate and allows for instant decision-making. Decision Support Systems (DSS) use this data while it is fresh to help managers make swift and intelligent decisions.

In the physical store, real-time analytics could mean using sensors to track footfall and deploying staff on the fly to prevent long queues from developing. Real-time, online analytics monitors customer journeys and detects when users are about to leave their carts, prompting instant interventions like a discount pop-up or a chat. Reliance Trends, for instance, combines offline POS data with online browsing activity. If some fashion SKUs exhibit high searches online but low sales in the store and vice versa, real-time dashboards are trigerget which cluster inventory between stores. This is aids in stores reflecting genuine demand, increased digital conversions with real time stock visibility.

Decision Support Systems are data interfaces that aggregate and manage the application of algorithms to determine best actions. A DSS may notify a store manager when stock begins to run low and suggest order quantities taking into account current demand patterns, e.g. for a retail outlet, when stocks start running out of products below some minimum level. It might also drive promotional tactics by pinpointing which products deliver the highest margins in

real-time. Walmart has a DSS that integrates store-level POS data, app usage and supply chain knowledge. In holiday season peak periods, it automatically recommends replenishment for predetermined SKUs to keep the shelf full while reducing excess inventory.

Real-time analytics also enhances personalization. A customer looking at an e-commerce site may have dynamic recommendations presented to them or timed flash sales based on live behavior. Beacon technology in-store can also push targeted offers to customer smartphones as they walk past certain aisles. Nike's "omnichannel" illustrates its combination of app and offline stores. If a customer looks at shoes in the app but doesn't buy, real-time analytics sends targeted push notifications when he or she is near a Nike store that carries the shoe to close the loop on intent and purchase.

Agility is the main competing advantage of real-time analytics. Retailers can quickly adapt to shifts in demand as well as competitive and customer activity, reducing missed opportunities. But deploying these systems requires big infrastructure, clean data, and a well-trained staff to decode the lipstick on its own pig face. When implemented right, real-time analytics and DSS change retail from a responsive to a proactive industry.

In India, Decathlon combines online search trends with instant in-store demand. During cricket season, for instance, spikes in online searches for gear automatically triggers allocation of stock to physical outlets along with a bump up in sales at both store and e-commerce levels.

"Activity: Designing a Data-Driven Retail Strategy"

Imagine you are a retail analyst for a large department store chain. Your task is to design a data- driven strategy by combining insights from POS data, loyalty programs, and online browsing behavior. Identify how structured and unstructured data will be integrated, which KPIs will be monitored on dashboards, and how predictive analytics will guide inventory and promotions. Finally, explain how real-time decision support systems would improve responsiveness during peak sales events.

5.3 Cultural Differences and Challenges – Part 3

Retail is no more local! 1 Introduction With globalization and digital connection, retailers have expanded their operations transcending borders and now serve various consumer segments with different cultural values, beliefs and consumption behavior. the bad, the ugly and the good The Loud Semiologist (me) Who's Afraid to Debate Me... with loud voices. Cultural difference offers some prospects — and some problems. These variations are invaluable in designing products, and marketing and operating language that connect to locals.

Simultaneously, cultural barriers can result in a lack of understanding, poor productivity or outright failure if retailers don't take them seriously.

5.3.1 Impact of Cultural Diversity on Consumer Preferences

Consumer spending, shopping behavior and value perceptions are fundamentally shaped by cultural diversity. Product features, design, flavors, colors and even packaging are all informed by culture. For instance, in China red packaging might represent wealth and good luck, but it's typically seen as a sign for clearance sales at Western markets. Misreading such signals can drive away customers.

One place where cultural preferences are laid out in stark terms is on food retail. Before marketing in other countries; (a) Prompter must pass on his general experiences as well as any known commercial need customers where vegetarianism is prevalent or passing specific laws restricting meat, etc., and adjust to the greatest extent possible. (b) Doors are closed tight for distributors where certification is essential. Beauty and fashion retailers also must take into account cultural practices, such as modest clothing in conservative cultures as compared to its more liberal Western counterparts.

Shopping behavior is also influenced by cultural diversity. In collectivist cultures consumers tend to shop in groups and make purchases based on family or community advice. Personal autonomy and expression are more pronounced within individualist cultures. Retailers must adjust store layouts, display promotions and communication language appropriately.

Even perceptions of value vary. Wherever you may be in the world, some cultures will consider cost and deals while others value quality, longevity or status. The market of these is the breed in which he flourishes, that in which they are an 6 ornament and in their wearers a-prestige, not that to which they are becoming a necessity. Retailers who underestimate these dynamics do so at their peril.

The great challenge there is to discern common threads while also respecting differences. Retailers need to find a balance between accommodating diversity and keeping operations running smoothly. Cultural diversity is not a problem — it is also the way things should be. It challenges retailers to think about products and experiences in new ways.

5.3.2 Localization vs Standardization in Retail Strategy

Retailing companies which are internationalising must also choose to what extend they should localise their products and services or standardize so that it becomes consistent and efficient. Localization means that products, marketing campaigns and business processes are adapted to suit a market's individual preference while standardization is about homogeneity across markets.

Localisation has significant cultural fit advantages. Retailers that customize products for local tastes often win quicker acceptance. And as McDonald's shows, the menu could differ widely: There are vegetarian options in India, rice-based meals in Asia and greasy beef-heavy offerings here at home. Such tweaks maintain cultural fit, but actually strengthen brand identity. Indeed, localization engenders trust; customers love that when retailers actively promote and support their values.

However, localization increases costs. Further dressing products, packaging and marketing for each area also takes time and money. It also adds to complexity in supply chains and bursts economies of scale. Retailers will have to decide if aligning culture is worth the operational overhead.

On the other hand, standardization is about brand compliance and cost management. Retailers such as Apple or Zara have similar store formats and product ranges worldwide. This approach enhances recognition of the brand across the world, and allows uniform management. But there is a point where too much standardization risks cultural dislocation. A one-size-fits-all strategy will not necessarily work in markets with unique norms, resulting in alienated customers.

In practice, the best approach is often a combination of methods. Retailers keep their brand DNA but adapt with a local twist. For instance, Starbucks adapts it's global brand identity but adjusts flavors, store design and menu options to match local tastes. This equilibrium enables efficacy without disregarding cultural idiosyncrasies.

5.3.3 Managing Cross-Cultural Teams and Retail Operations

• Cultural Awareness

Managers need to recognise cross-cultural differences in values, communication and work styles. Awareness also prevents misinterpretations, breeds respect and fosters smoother team communication.

• Leadership Adaptability

And a hard-ass style might not fit in diverse teams. Leaders should adjust — be participative in some situations, and directive at others — to suit cultural requirements.

• Communication Practices

Communication that is clear and inclusive is key. For managers to avoid confusion, they should confront language barriers, steer clear of cultural idioms and push for an open dialogue.

• Training and Development

Cross-cultural instruction provides employees with learnings regarding customs, etiquette and workplace practices. This promotes inclusiveness and harking to teams working better together.

• Operational Flexibility

Retailing is local, and any stores need to be mindful of consumer behaviors in that locale and the customs. Regional targets are enforced through local promotions, service styles and holiday sales.

• Technology as a Connector

Digital platforms enable global teams to work together across time zones. But it's important for managers to continue to be aware of local work hours and cultural attitudes in remote communication.

5.3.4 Cultural Barriers in E-commerce Adoption

Cultural factors in e-commerce adoption Cultural obstacles to the adoption of OCPDs include differences in behavior, social interaction and language that preclude full engagement with online technologies. Culture, not technology, may be the biggest challenge to the global shopping experience. " Technology gives us access; culture shapes trust and preferences — and those drive buying decisions as much or more than availability and brand. For international or local e-commerce companies ignoring these barriers can not only result in lack of adoption, low sales but also damaged customer relations.

• Language Differences

When websites or apps are not localized, language is still a main barrier. It also leads to mistrust and negatively affects a potential customer's decision making process that might potentially lead to not just a sale but other business opportunities.

• Trust and Security Concerns

In a few societies individuals are unwilling to provide personal or financial information on the web. Unchecked security may prevent shoppers from using e-commerce services at all.

• Payment Preferences

Payment methods are dependent on the culture. For instance, COD rules the roost in some markets while others opt for cards, wallets or UPI.

• Consumer Behavior and Shopping Habits

How you shop is influenced by cultural norms. Others like detailed product information and reviews, while others look more to the brand, reputation and what the community has recommended.

India's culture of love for touch-and-feel shopping — especially when it comes to categories like apparel, jewelry and groceries — has slowed e-commerce adoption in the country compared with other emerging and developed markets. There's a perception by smiling swipers that they like to touch, try on or grab quality, fit or freshness before buying, and this reality has hindered adoption despite rapid infrastructure growth.

• Attitudes Toward Technology

In places where digital fluency is low, consumers might be afraid of online platforms. This reluctance to take up e-commerce is despite the installed infrastructure.

• Perceptions of Customer Service

Service expectations differ; some cultures value the human touch, and others are happy connecting with chatbots. Poor alignment reduces satisfaction.

• Regulatory and Ethical Sensitivities

Some cultures are attuned to how data is amassed and leveraged. Offensive activities can lead to suspicion and nonacceptance due to ethical or cultural disparities.

• Festivals and Cultural Events

E-commerce adoption is driven by local festivals and traditions. Not synchronizing marketing and inventory to cultural calendars means that interest is artificially capped.

5.3.5 Ethical and Social Norms in Global Retailing

Norms of Behavior on the Ethical and Societal Level Norms of behavior can be understood as a set of rules inspiring ethical conduct (Prusak 2013). As business goes global, there is an expectation to not only deliver a product but to do so in a way that takes into account cultural values, workers' rights, sustainability and transparency. By adhering to these standards, retailers can establish trust, enhance brand credibility and loyalty in diverse markets in the long run.

• Fair Labor Practices

Retailers need to be held accountable for fair wages, safe working conditions and the protection of workers' rights. Failure to address these concerns leaves a legacy of reputational harm and lack of trust amongst global consumers.

Example: H&M has pledged to invest in fair labor audits at its supplier factories in Asia, investigations concentrating on worker rights and higher wages. At Tata Trent in India, suppliers are required to meet code of conduct on ethical sourcing and safe workplace.

• Sustainability Commitments

Shoppers want to see that retailers are doing everything they can to reduce their carbon footprint with eco-packaging, ethical sourcing, and waste reduction. Responsibility goes beyond the profit-making in showing that to sustainably practice is a must.

Example: IKEA has committed to be climate positive by 2030, using renewable energy and circular design. In India, BigBasket has switched to reusable delivery bags and cut down on single-use plastics in last-mile delivery.

• Cultural Sensitivity

It is important to respect the traditional beliefs and customs of the local people. Product features and marcom (marketing communication) should mirror culture to prevent offense.

Example: McDonald's modifies menus per cultural sensitivity, serving vegetarian161 dishes to both Hindu begin Path

choices and beef ensure them and your food is safe! FabIndia guarantees that its lines represent a life-style of natural textiles, even as conserving the integrity of Indian artwork and craft.

• Transparency in Operations

Credibility is developed through transparency in sourcing, pricing and business practices. Transparency nips allegations of exploitation or misconduct in the bud.

Example: Patagonia provides information on its supply chain and costs to showcase sustainable practices. Amul procures direct from farmer cooperatives in India, ensuring total transparency.

• Corporate Social Responsibility (CSR)

Sadore: to help develop the community in way of learning and medical or work is good retail As long as the retailers support the community Let them come Help Develop Community In Learning, Medical Or Working These are Good Retailers responsibilities. CSR contributes to the goodwill in host communities.

Walmart Foundation makes local investments around education and hunger relief. CSR initiatives by Reliance Retail are carried out as part of along1858- The Glorious History of God's Own Bank, published in 2011. Marriage prevalence health and women's empowerment in India.

• Consumer Protection

Responsible retailing is about protecting the rights of your customers through quality products, full disclosure and privacy. This helps inspire confidence in the brand.

Example: Amazon has very quick product Authenticity policies and easy return options globally. In India, DMart gives special importance to quality checks and transparency in MRP which are crucial for protecting the customers.

• Anti-Corruption Practices

Doing business across borders involves compliance with anti-bribery and anti-corruption regulations. Compliance is the embodiment of truth, and helps to establish a level playing field in business.

Example: Tesco Supermarkets Enhances Anti-Bribery Policies Tesco reacted to previous investigations and amplified its anti-bribery policies.

operations. In India, Future Group has created compliance systems aligned with anti-bribery laws to govern other ventures in retail partnerships.

• Diversity and Inclusion

Retailers need to truly embrace diversity in hiring, promotions, and customer interaction. This shows progressive moral values and is more appealing to international audiences.

Example: Target in the U.S. has robust diversity and inclusion policies, including hiring for representation in leadership positions and on products for diverse groups. Shoppers Stop in India has a diversity recruitment policy for differently abled and women who are coming back to the workplace.

Knowledge Check 1

Choose the correct option:

1. What does cultural diversity primarily influence in retail?

a) Financial models

b) Consumer preferences

c) Warehouse design

d) Tax policies

2. Which strategy balances global consistency with local adaptation?

a) Full standardization

b) Hybrid approach

c) Full localization

d) Price control

3. High-context cultures rely heavily on:

a) Direct speech

b) Written contracts

c) Subtle cues

d) Technology tools

4. Which is a major cultural barrier to e-commerce adoption?

a) Warehouse costs

b) Trust in online payments

c) Government subsidies

d) Uniform pricing

5. What builds long-term credibility in global retailing?

a) Aggressive promotions

b) Ignoring social norms

c) Respecting ethics

d) Standard pricing

5.4 Global Retailing Strategies

Global retail strategy enables retailers to go global or international and compete across the world. And in an interconnected world, even as they benefit from new customer bases and diversified revenue streams provided by multinational retailers, companies can also use global supply chains to cut costs on production. But success in worldwide retailing does not come easy—it entails carefully constructed plans for entry, adjustment, branding and operations. Retailers need to know how to navigate local culture, and legal and logistical barriers but leverage technology and partnerships to build a presence overseas.

5.4.1 Entry Strategies: Joint Ventures, Franchising, Licensing

Retailers who want to go global must decide how they'll make challenges. The three most common entry methods are joint ventures, franchising and licensing. Both have their benefits and challenges, and which is right for a retailer will depend on its resources, degree of risk tolerance, or long-term goals.

• Joint ventures require working with local companies to pool resources, risk and reward. This approach works well, especially in markets with cultural nuances or strict regulations. Foreign retail groups that enter China, for example, usually have joint ventures with domestic companies to circumvent local regulations and consumer tastes. While at the same time, joint ventures are offering opportunities for access to existing distribution channels, know-how of markets, and also state sponsorship as well. But there are potential problems if partners have conflicting objectives or their management cultures do not mesh.

4

Illustration: Starbucks entered India in a 50:50 joint venture with Tata Global Beverages (Tata Starbucks). The partnership tapped into the Tata supply chain and market expertise, along with Starbucks's multinational brand wizardry. Likewise, Walmart went into China with a joint venture partner in China.com> Resources Enterprise.

•The other very common method is Franchise, where local entrepreneurs manage retail outlets using the brand name and system of the parent company. The retailer's financial risk is mitigated through franchising, and can expand quickly. McDonald's is a prime example, with thousands of franchised outlets around the world that adhere to its brand guidelines but are also able to offer locally adapted menus. The difficulty is to retain the quality control across different operators, and ensure franchisees meet brand standards.

Example: Domino's in India is doing so as a master franchise of Jubilant FoodWorks, which has grown the brand to more than 1,700 venues. Subway carries out the vast majority of its growth by franchising around the world, with more than 36,000 franchise-owned and -operated restaurants in over.

outlets worldwide.

• Licensing: Foreign firms are granted permission to use a retailer's brand, intellectual property or product rights for royalties or fees. This is a low cost investment that enables brands to act fast in new markets. For instance, designer labels might license their brand to domestic manufacturers or distributors. But licensing gives a lot less control of the customer, and the company's brand can be damaged by licensees who disappoint.

For instance, Marks & Spencer licensed its brand to Reliance Retail for selling products in India, before it reorganised home presence. Internationally Disney licenses its characters and branding to merchandise manufacturers across the globe leading to one of the world's most significant licensing business.

Most global retailers in practice employ a combination of these two strategies. Joint ventures, for example, can provide that first foothold (before franchising or licensing and brand recognition). The secret is to find the right mix of control, cost and cultural fit that makes it possible to sustain growth in international markets.

5.4.2 Expansion Challenges in International Markets

Going global offers more business and presents just as many obstacles. So we have to adopt the same culture. Even Senegalese market vendors can't travel up the coasts, because consumers in other West African states will not accept what they have on offer. Retailers must fit products to local tastes and demand. And this rejection happens when people don't get the quite sensitive aspect of culture. Walmart, for instance failed in Germany in part by underestimating local shopping habits like a preference for smaller neighborhood stores over huge hypermarkets.

• Regulatory hurdles pose another challenge. Foreign ownership, product standards, labor laws and environmental compliance are subject to differing restrictions set by different countries. "Retailers need to invest in legal counsel and adjust their operations to keep up." Failure may lead to fines, reputation loss or expulsion.

• Complexities of logistics and supply chain functions also rise in cross border operations. Geographically spread distribution must be fully supported by inventory, transport and warehousing systems. Slow or inefficient checks can damage customer satisfaction and profits.

• Competition in the global arena is fierce and typically comes from well-established local players who know better how to reach consumers. Retailers will need to find their unique value proposition in price, products or customer service.

• International expansion is also complicated by currency adjustments and economic instability. Exchange rate issues create exposure for retailers relative to pricing and profitability. Mass retailers can hedge their bets against currency risk, but they cannot erase it completely.

That said, despite the headwinds, international expansion is still appealing due to upside. The most successful retailers observe challenges as an opportunity to change with learnings and implement newness for long-term survival.

5.4.3 Standardization vs Adaptation in Global Branding

Standardization or Adaptation in Retail Branding is one of the important strategic issue for the global retailers. Standardization Tap into uniformity aiming at driving same brand salience,

messaging and customer experiences across the marketplace. Transformation, meanwhile, requires localization of goods to the culture, language and preferences of a market.

Standardizing to maintain the brand and efficiency. For example, the Apple stores have a uniform shape and design worldwide showing how innovative and superior style are part of their brand. It is well known that standardization leads to cost savings as a result of market economies of scale, design and product development. It also conveys a powerful global image, for cosmopolitan heritage consumers that appreciate uniformity. “But the risk is going native.” A one-size-fits-all approach doesn’t work in markets where preferences or norms vary widely. Zara, for example, implements a standardized store design, and fast-fashion model for layout and visual merchandising techniques at every location across the globe — that way whether you’re shopping in India or Europe or the US, you experience the same brand identity.

Adaptation builds cultural relevance. Those in retail who have adapted products, packaging and communication to local culture often find less friction. For instance, KFC in China does a lot to customize its menu with rice and local flavors for whatever tastes people have. Adaptation is a sign of respect for local culture, and an instrumental in winning the trust and loyalty of your customers. However, it increases costs and operational complexity. Example: McDonald’s changes a lot in India: no beef, no pork; items like McAloo Tikki burgers and masala-spiced wraps that fit local dietary norms.

More typically there is a good blend — what I have called glocal (global consistency and local flexibility). Brands keep certain core branding elements (like logo, mission and visual identity), while customizing others (such as products or advertising messages). This has enabled brands to embrace global identity while maintaining local relevance. The choice between standardization and adaptation is based on the product category, market stage, and customer needs. Example: Starbucks is pursuing a glocal strategy—elements of its brand (logo, store concept, coffee culture) are standardized globally, but the menu items change according to local needs like masala tea in India or matcha-based drinks in Japan.

5.4.4 Role of Technology in Global Retail Operations

The use of technology is critically important in the global management of retail operations across both geographies and cultures. Digital technology helps in logistics, inventory management, customer engagement and analytics; together they are helping global retail become more efficient and customer friendly.

• E-commerce website can help retailers reach international customers without actually making a physical store abroad. Online marketplaces such as Amazon and Alibaba enable sellers to sell worldwide while processing payments, logistics and customer interactions

digitally. For brick-and-mortar retailers, technology enables omni-channel integration, enabling your customers to move effortlessly between online and off-line channels.

jio Example: Reliance Retail's Ajio combines online and offline shopping by using omni-channel strategies, whereas interna- tionally Amazon also uses marketplaces to connect local and

international sellers across 200+ countries.

• Enhanced visibility and tracking through supply chain technologies like RFID tags, IoT sensors and blockchain provide greater transparency. Retailers can track products as they move in real time, minimize delays and verify if shipments are compliant with global requirements. The use of predictive analytics will also improve supply chain forecasting and stock allocations between regions.

Example: Walmart employs blockchain via IBM Food Trust to track produce from farm to store shelves globally. At the other end of the spectrum India's Flipkart is using AI-powered logistics planning to get its last-mile delivery and supply chain flows spot on.

• Customer engagement tools such as AI-based chatbots, virtual assistants and personalization engines enable retailers to drive consistent experiences around the world. These tools mitigate the language barrier, offer local suggestions and increase convenience.

Example: In market beauty recommendations with AI-powered virtual assistants and AR try-on tools, like Sephora. In India. "We've been integrating chatbots and AI-based personalization for makeup and skin care shoppeing in Nykaa, the U.S."

• Digital payments and fintech options also enable players to do business globally, as they can pay in many currencies and payment methods. Merchants need to be able to accept a mix of payment methods, including credit and mobile wallets, that's accessible in different parts of the world.

For example, Alibaba's Alipay supports international e-commerce payments in multiple currencies, as do DMart and BigBasket in India, which also accept UPI-based payments alongside wallets and cards to cater to local consumer preferences.

Retailers use technology to not only help them meet operational challenges, but also to facilitate a competitive edge. It's technology that ensures their success in a high growth, competitive market place) through scalability, efficiency and agility.

5.4.5 Case Focus: Amazon, Alibaba, Flipkart-Walmart Partnership

Looking at global retail's top players shows that approaches can vary based on market, means and ends.

• Amazon has emerged as a global retail powerhouse by both standardizing and localizing. With its logistics and cloud-based technology, Amazon provides a seamless user experience to millions of customers around the globe. But Amazon tailors products to local markets, including featuring country-specific product categories in India and rolling out localized payment options. Amazon's winning formula is using technology for efficiency around a flexible product assortment and delivery model.

• Alibaba stands in contrast, emphasizing marketplace platforms like Taobao and Tmall that arrive at scale within single markets, then forging out with partnerships and acquisitions abroad. In contrast to the centralized model of Amazon, which operates as a retailer itself, Alibaba has empowered millions of small businesses to sell through its platforms around the world. Its triumph is based on tapping into cultural awareness, regionalised platforms and creative digital ecosystems that include ecommerce, payments and logistics.

• Flipkart-Walmart Partnership provides best case study yet on how global partnership can be implemented. Walmart, which has been trying to get into India's vast but troublesome retail market, bought a majority stake in Flipkart. This deal allowed Walmart to tap directly into the local knowledge and customer base of Flipkart's digital ecosystem. The alliance marries Walmart's global retail expertise with Flipkart's knowledge of the local culture and market, resulting in a hybrid model unique to Indian retail dynamics.

Such cases serve to remind us that there is no one failsafe approach. Amazon, Alibaba, and Walmart show how multinational retailers will have to combine standardization with adaptation, technology, and partnerships to steer through cultural and operational complications. What really needs, if successful are flexibility, resourcefulness and a real comprehension of issues specific in the market.

5.5 Summary

- Retail metrics and key performance indicators are the lifeblood of making objective decisions and measuring success in sales, stockholding, customer interaction etc.
- Sales revenue, footfall and conversion rate-as key performance indicators which focuses in the extraction of attraction and purchase behavior.
- Inventory Turn and GMROII are indicators of effectiveness in stock maintenance and the income profitability of inventory investment.
- & Customer retention (and lifetime value) takes the focus off of short-term sales and instead emphasizes long-term relationships.
- In-store and online KPIs together provide a complete picture of omni-channel performance.
- Retail events information is gathered through POS data, CRM applications, loyalty schemes and online behaviour.

- Structured and unstructured data are both valuable, -- dashboards and online tools makes the reporting easy to read using analytics.
- For demand forecasting predictive analytics is used and realtime analytics for tactical decision making.
- Culture and consumer behavior: How cultural differences influence consumers' focus on utilizing products to extract value from their consumption.
- Global Retailers: foreign and domestic policies Global retailers seek to adapt the management of their brand image to local culture.
- Hurdles for expansion consist of regulatory restrictions, supply chain difficulty and competitive squeeze.
- Globalization is facilitated through technology such as e-Business applications, omni-channel integration and sophisticated supply chains.

5.6 Key Terms

1. KPI (Key Performance Indicator) – Measures of the effectiveness of retail strategies.
2. Inventory Turnover – How many times you sell and replace stock in a period.
3. GMROI – Gross Margin Return on Investments; a profitability calculation of inventory.
4. Customer Lifetime Value (CLV) – This is the predicted value to be received from a customer during their entire relationship with a retailer.
5. POS Data - Retail sales data at the point-of-sale level.
6. Structured Data -Data that is organized and measurable, like sales figures or product numbers.
7. Unstructured Data – Unquantifiable data such as reviews, social media posting or call recordings.
8. Predictive Analytics – Data methods employed to predict trends of the future and demand.
9. Localization – Make the product or strategy cater to local cultural requirements.
10. Standardisation – The utilisation of consistent tactics, branding as well as marketing communications around the world.

5.7 Descriptive Questions

1. Discuss why It is so important to consider retail metrics in decision making of today's retail businesses.
2. Describe the relevance of KPIs: sales, footfall and conversion rates in store performance measurement.
3. What do inventory turnover and GMROI tell us about efficiency with dollars invested?
4. Explain the use of predictive analytics and real-time analytics in retail planning and response.

5. Discuss foreign retail localisation and standardisation, with relevant examples.
6. What are the cross-cultural challenges for retailers in leading employees and their business?
7. Discuss how technology has facilitated global retail such as with Amazon or Alibaba.
8. How do ethical and sociological stigmas affect global retailing tactics?

5.8 References

1. Kotler, P., & Keller, K. L. (2016). Marketing Management. Pearson Education.

2. Berman, B., & Evans, J. R. (2018). Retail Management: A Strategic Approach. Pearson.

3. Levy, M., Weitz, B. A., & Grewal, D. (2019). Retailing Management. McGraw-Hill.

4. Parasuraman, A., Zeithaml, V. A., & Berry, L. L. (1988). SERVQUAL: A Multiple-Item Scale for Measuring Consumer Perceptions of Service Quality. Journal of Retailing.

5. Rigby, D. (2011). The Future of Shopping. Harvard Business Review.

6. Dawson, J. (2001). Globalization and Retailing: New Retail Formats and Channels. Routledge.

Answers to Knowledge Check

Knowledge Check 1

1. b) Consumer preferences
2. b) Hybrid approach
3. c) Subtle cues
4. b) Trust in online payments
5. c) Respecting ethics

5.9 Case Study

"Global Expansion and Performance Challenges at TrendMax Retail"

Background

TrendMax Retail is Europe's leading mid-size online retailer and Western Australia's #1 fashion apparel seller - bringing you the best in online shopping for everything from home decoration, women clothing, jeans & corsets! Hoping to grow, the company diversified into Asia and Latin America. The brand had initially gained a global following, but it experienced difficulties in terms of measuring performance, becoming culturally relevant and executing on a worldwide strategy. 1/key-strategic-lessons-global-retailers-take-two More problems and lessons for global retailers can be found here.

Issue 1: Inadequate Utilization of Retail Metrics

95 stores in international TrendMax had effectively no sales data beyond basic topline without the ability to analyze traffic, conversion and inventory turn. Managers therefore had no clear insight into whether poor performance resulted from low customer throughput, conversion struggle and/or stock inefficiency.

Solution

TrendMax introduced a robust KPI structure, including: sales PSF, conversion rates, average transaction value, inventory turns and GMROI. Dashboards were brought in to provide managers with "a real-time view of how their store was performing." Training sessions

know-how sessions were conducted to enable local managers to interpret data and act upon in time.

Outcome

In less than six months, conversion rates increased 12% as stores refined layouts and promotions. Inventory turnover rates increased, trimming excess stock and markdowns. Metrics also provided TrendMax with actionable intelligence, and allowed for more strategic resource alignment between regions.

Problem Statement 2: Cultural Congruence in Market Expansion

Standardized Branding TrendMax per- formed initially standardized branding, that the same product feature of customer offer was provided in all market. Yet where in conservative Asian markets, there were a few items of apparel that were deemed too revealing; in Latin America, people prefer brighter colors and seasonal adjustments. The miss certainly dampened customer uptake, and negatively impacted the brand.

Solution

The company moved towards a hybrid policy of standardization and localization. Key elements of branding such as logos, store layout and merchandise standards were standardized, but product offerings and promotional efforts were tailored to local cultural tastes. In Asia the modest fashion collections of TrendMax were presented and in Latin America, seasonal, cheerful designs.

Outcome

Geographic-optimized products contributed higher customer adoption, with sales in Asia increased 20% after localized designs was introduced. What we did TrendMax preserved a global brand identity, despite acknowledging and accommodating cultural diversity by implementing the hybrid model.

Problem 3 : Gaping Technology Wounds in International Business Operations A company having an international presence may still fail from lack of optimal equipment, machinery or device for a process under foreign conditions.

Competitors such as Amazon and Alibaba embraced technology to consolidate inventory and logistics, but TrendMax counted on disparate systems between regions. The result was flawed inventory accuracy, late restocking and erratic online-to-offline purchases. Online and physical store inventory also didn't match for some customers who were frustrated by stockouts.

Solution

TrendMax purchased deeper supply chain tech, like RFID tracking, cloud-based inventory systems and AI-driven demand forecasting. It also introduced a global e-commerce platform with local payment means and logistics partners. Employing real-time analytics, managers could track performance and react swiftly to shifts in demand.

Outcome

The technology boost cut stockouts by 35% and sped up order fulfillment. Online revenue increased dramatically as consumers grew comfortable with the brand's online presence. TrendMax utilized predictive analytics for inventory allocation and in turn improved efficiency and profits.

Reflective Questions

1. Why are the global retailers measure a variety of metrics and not just turnover?
2. How might a mixed approach that maintains the tension between localisation and standardisation broker the balance between efficiency and cultural appropriateness?
3. What are the threats posed to retailers that do not incorporate technology into their international expansion?
4. Why does cultural insensitivity in product design risk harm to brand image, and how can this be corrected?

5. As the manager of TrendMax, which of these three issues would you deal with first and why?

Conclusion

The TrendMax example demonstrates the difficulty in global retail expansion and emphasizes the need to coordinate metrics, culture and technology. The suppliers were able to successfully employ metrics as part of the performance indicators used by the SUPPLieRS.

company knowledge for efficiency, and cultural conformity for customer acceptance. Technology investment also closed the operational chasm and facilitated successful cross-border action. The case also illustrates that achieving success in international retailing involves a multi-faceted approach of testing and learning, being culturally sensitive, and using technology to make it cost effective for the retailer yet locally relevant to the customer.

Retail & E-commerce Strategy Unit 6 V3.docx

Retail & E-commerce Strategy_MBA_2

Retail & E-commerce Strategy_MBA_2

ATLAS SkillTech University

Document Details

Submission ID

trn:oid:::3618:127174617

Submission Date

Jan 30, 2026, 11:20 AM GMT+5:30

Download Date

Jan 30, 2026, 2:54 PM GMT+5:30

File Name

Retail & E-commerce Strategy Unit 6 V3.docx

File Size

51.1 KB

25 Pages

8,393 Words

51,828 Characters

1% Overall Similarity

The combined total of all matches, including overlapping sources, for each database.

Filtered from the Report

- Bibliography
- Quoted Text
- Cited Text
- Small Matches (less than 10 words)

Match Groups

6 Not Cited or Quoted 1%
Matches with neither in-text citation nor quotation marks

0 Missing Quotations 0%
Matches that are still very similar to source material

0 Missing Citation 0%
Matches that have quotation marks, but no in-text citation

0 Cited and Quoted 0%
Matches with in-text citation present, but no quotation marks

Top Sources

0% Internet sources
0% Publications
1% Submitted works (Student Papers)

Integrity Flags

0 Integrity Flags for Review

No suspicious text manipulations found.

Our system's algorithms look deeply at a document for any inconsistencies that would set it apart from a normal submission. If we notice something strange, we flag it for you to review.

A Flag is not necessarily an indicator of a problem. However, we'd recommend you focus your attention there for further review.

Match Groups

- **6** Not Cited or Quoted 1%
  Matches with neither in-text citation nor quotation marks
- **0** Missing Quotations 0%
  Matches that are still very similar to source material
- **0** Missing Citation 0%
  Matches that have quotation marks, but no in-text citation
- **0** Cited and Quoted 0%
  Matches with in-text citation present, but no quotation marks

Top Sources

0% Internet sources
0% Publications
1% Submitted works (Student Papers)

Top Sources

The sources with the highest number of matches within the submission. Overlapping sources will not be displayed.

1	Submitted works	Anglia Ruskin University on 2025-11-07	<1%
2	Internet	fastercapital.com	<1%
3	Submitted works	University of Wales Institute, Cardiff on 2025-09-23	<1%
4	Submitted works	University of Glasgow on 2025-12-10	<1%
5	Submitted works	Dublin City University on 2025-07-31	<1%

Unit 6: International Retailing

Learning outcomes:

1. Understand the meaning, scope, and significance of international retailing in today's globalized economy.

2. Examine how cultural values, norms, and consumer behavior influence product preferences, shopping habits, and customer expectations across markets.

3. Identify and assess the challenges retailers face when operating in diverse cultural and regulatory environments.

4. Distinguish between approaches such as localization, standardization, and hybrid models, and assess their implications for global competitiveness.

5. Explore how performance indicators and strategies integrate to measure and improve effectiveness in international contexts.

6. Use case studies of global retailers to connect theory with practice, critically analyzing how cultural differences and strategic choices shape outcomes.

Content

6.0 Introductory Caselet

6.1 Overview of International Retailing

6.2 Cultural Differences and Challenges – Part 3

6.3 Global Retailing Strategies

6.4 Summary

6.5 Key Terms

6.6 Descriptive Questions

6.7 References

6.8 Case Study

6.0 Introductory Caselet

"Global Pathways – The Odyssey of StyleWorld"

StyleWorld, a European fashion vendor, had established itself in its home market as a provider of cheap and chic clothing. While it was a tremendous success in its home country, management knew that the company would have to go abroad if it wanted to continue to grow, and Asia and Latin America were chosen as those growth areas. FAN'style's management was convinced that its cool styles, agile supply chain and low price would become popular in broad target markets. But the foray into global retail has been more challenging than expected.

In Asia, StyleWorld found customer preferences diversified not only on a country by country basis, but also within cities. Western-style clothes of city customers and traditional fashion with cultural influences were satisfying their targeted segment. It came under criticism for not selling modest looks in places where cultural norms required more conservative dress. In Latin America, the pricing strategy of StyleWorld was appreciated by customers but they requested brighter color options and seasonal collections that met local festivities and weather patterns.

The company also faced a host of operational hurdles, from local regulations to supply chains, along with competition against entrenched domestic retailers. Occasionally, inventory discrepencies arose because demand forecasting models built for Europe did not take into consideration regional seasonality or shopping habits overseas.

The leadership team at StyleWorld was thrown back on its heels and began rethinking their strategy. The tension was between developing the one optimised process which will be globally applied, or allowing for locally driven requirements - from language and culture differences, through to unique aspects of some operational processes. The company was testing a hybrid model and the experiment was to keep its brand identity and showcase local designs/promos etc. Winning in some markets highlighted the need to balance global efficiency and local cultural knowledge.

The StyleWorld case illustrates that international retailing is much more than replication, and rather a process of adaptation, understanding of cultures and strategic flexibility.

Critical Thinking Question

If you are the leader in StyleWorld, would you emphasize global standardization to achieve consistent image or extensive adaptation at local level for better culture fit? And why?

6.1 Overview of International Retailing

Retailing has been one of the most dynamic industries in globalisation. Retailers are not content with doing business at home in the United States and within the domestic markets they serve. International retailing isn't just about shipping goods abroad; it's about respecting differences in custom, managing multinational supply chains, working within varying regulatory structures and establishing brand loyalty overseas. The text then looks at the meaning and extent, growth trends, differences from domestic retailing, changing patterns, and leading international retailers.

6.1.1 Definition and Scope of International Retailing

International retailing can be explained as the activities of a product and service retailer, operating in more than country, indicative of that list products and service across countries. They range from exporting and licensing to the creation of subsidiaries, joint ventures or fully owned facilities in host countries. As opposed to domestic retailing, where there are little differences in consumer clusters international retailing includes various cultures, tastes and regulations that have to be taken into consideration.

The world of international retailing is truly immense. It includes fashion, food and grocery, electronic appliances, luxury goods, and ecommerce platforms among others. The retailers have physical stores, online or hybrid based on market maturity. Within this range, the global trade systems and logistics services as well as cross-border payment are constituent components.

Causal reasoning is also evident in the realm of international retailing, where critical choices are made when it comes to localization versus standardization. Retailers need to decide whether to roll out their domestic templates abroad or tailor them to local tastes. It covers branding, marketing communication, customer engagement and regulatory compliance as well as sales & distribution.

Global retailing is also instrumental to economic growth. International retailing is hugely beneficial to host countries through employment generation, benchmarking service delivery and adding in terms of consumer choice. Their behavior promotes exchange of culture, technology and information across countries in a way which is both far-reaching and significant.

6.1.2 Growth Drivers for Global Retail Expansion

There are a number of reasons for the international growth of retailing,."" which has increasingly become a strategic imperative for many firms. One of the key factors is the market saturation in local areas. International Expansion When retailers reach maturity levels

in domestic markets their next step often is to expand internationally. Firms like Walmart and Tesco turned their gaze overseas, once they had exhausted domestic opportunities.

And, at the same time, globalization and trade liberalization have diminished obstacles to doing business across borders. With the help of free trade deals and low tariffs, as well as positive approach to business, many retailers are able to look abroad with ease.

• There has also been stimulative pressure from technological progress. With the aid of the internet, e-commerce platforms, digital payment systems and sophisticated logistics networks are increasingly allowing retailers to tap into overseas markets without having to invest in a significant physical presence. Take, for instance, Amazon's international reach with its strong web presence thanks to local warehouses.

• Evolving consumer demographics and increasing disposable incomes in new markets drive growth(faster) onwards. The rise of the middle class in other countries, such as India and Brazil and China, generates enormous opportunity for retailers in all categories. At the same time international tourism provides consumers exposure to foreign brands and creates demand for these in home markets.

• There's also economy of scale as a force behind global retailing. For example, operating in several markets enables retailers to share fixed costs across more units, which lowers unit costs. This allows them to be more competitive.

Finally, competition requires you to go global. When legacy competitors expand into a market, businesses often follow to protect their global brand presence. Fast-fashion brands that serve several regional markets — like Zara, H&M and Uniqlo — feel the pain.

And so an array of economic, technology, social and competitive forces drive global retailing growth.

6.1.3 Differences Between Domestic and International Retailing

There are common retailing principles which operate in an international environment, however, the scale of international retailing is much larger than in a domestic market.

In the home market, retailers face relatively homogeneous consumer segments. The people under them who live together in one legal system, with just one currency, tax and culture. Decision making is easier and the stakes are lower. Domestic operations are primarily concerned with competition, efficiency and consumer loyalty in a single market.

On the other hand, international retailing is about diversity. Merchants need to tailor for different cultural trends, ways of shopping and product choices. What applies in one country may not exist (or work) in another, as values, traditions or lifestyle can be different. Large-format hypermarkets that have thrived in the U.S., for example, never took off in places such as South Korea, where shoppers prefer small neighbourhood shops.

In practical terms, cross-border retailing incurs further difficulties. Retailers have to deal with fluctuating currency, global logistics and multiple supply chains. There is additional complexity in requirements that vary across laws, such as labor laws or product specifications. International marketing also needs to take into account language and cultural issues.

Risk exposure is slightly more in overseas operations. 1. Political instability or regulation changes or economic down turn that may limit profitability in one market; What's more, competition could come not just from global rivals but powerful local retailers with a better understanding of culture.

Notwithstanding these, being an international retailer has its own pros such as: having strong links to new sources of revenue, risk pooling, and global brand identity. Retailers need to weigh the complexity of living in a global world while acknowledging that there are also chances in it.

6.1.4 Evolution and Trends in International Retail Markets

"Retailing so international has come a long way since the days of straightforward cross-border trade to very complex global operations." At first, a global retail strategy meant exporting goods and opening several flagship stores overseas. As globalization then proceeded even more rapidly, retailers used franchising, licensing and joint ventures to enter new markets.

The late 20th century saw the emergence of multinational behemoths like Walmart, Carrefour and Tesco, which pushed their way into emerging economies. Their tactics involved exploiting economies of scale, standardised store layouts and global supply chains.

Did You Know?

"Global retail has shifted dramatically over the past two decades, with e-commerce now accounting for more than 20% of worldwide retail sales. Emerging trends such as omni-channel integration, AI-driven personalization, and sustainability-focused retailing are reshaping how retailers compete and connect with consumers across borders."

6.1.5 Key Global Retailers

The knowledge of major international retailers is obviously important since it influences consumer behavior, market structure and competitors' strategies across different regions. These merchants are not simply purveyors of items – they're tastemakers, early technology adopters and shapers of culture.

Walmart

Walmart is a leading global retailer and considered a gold standard by which other retailers measure themselves including operational efficiencies and cost management., and has global activities in the Americas (USA, Canada and Latin America), Europe (UK, Germany and Italy) as well as Asia. Walmart is able to be successful in this model by keeping "Everyday Low Prices," which it does through a combination of things: effective supply chain technology, sophisticated inventory management systems, and economies of scale.

In markets such as Mexico and Canada, Wal Mart says it has had great success customize its assortments to local tastes. Yet it's also experienced failure—its exits from Germany and South Korea are reminders that fitting in with cultural differences, consumer tastes, and regulatory conditions can be hard to do. For example, German consumers found Walmart greeters off-putting as well as other friendly store employees who smile. This failure only highlights cost leadership alone will not ensure international success cultural adaptation is equally important.

Amazon

Amazon has reshaped global retail through e-commerce, cloud computing (AWS), and product offerings like one-click buying and its Prime membership program. Its approach abroad is to grow by building scalable physical and digital infrastructure, providing a vast selection of products, and using technology for personalization and logistics.

In countries like India, Amazon has shaped its go-to-market in ways of introducing lower level of payment systems, anything from COD (Cash-on-delivery), UPI integrations and support for regional languages. Its local sellers-based peer-to-peer marketplace model gives it a toehold even in price-sensitive markets. The acquisition of Souq. com increased the company's presence in the Middle East, and its investments into logistics networks have strengthened last-mile delivery.

Tesco

Tesco is among the world's largest grocery retailers, both in terms of sales and number of stores, as well as one of Britain's largest businesses. Tesco operates stores as well as a robust online grocery business, so it's an early mover in omnichannel retailing. The Clubcard loyalty program of Tesco is a classic example in datadriven retailing where customer data are utilized to personalize promotions and better inventory planning.

In international markets like Thailand and Malaysia, Tesco has adapted its product assortment to the local market, with more fresh produce, spices and local snacks. Tesco's withdrawal from the US (its Fresh & Easy stores) shows how market entry strategy mistakes—trying to convert Americans to self-checkout in a market that values good service—can be costly.

Inditex (Zara)

Zara's parent, Inditex, has staked its competitive edge on fast fashion — short product life cycles, speedy design-to-shelf turnaround and small production runs that foster a sense of urgency. By maintaining a supply chain from clothing factory to shop floor, Zara is able to react rapidly to new fashion styles – even bringing it off the drawing board and onto shelves in two or three weeks.

Zara's stores are located in popular cities throughout the world, so combined with their aspirational yet reasonably priced product, this has driven some demand for financial imitation around global urban centers. Its unique ability to translate collections into local fashion trends has allowed it to successfully create a presence in Europe, Asia and the Americas. For instance, Zara customizes sleeve lengths, hemlines and fabric selections for conservative dressing markets.

Carrefour

Carrefour is a French multinational retailer that has been credited with coining the hypermarket format – a store offering food, apparel and general merchandise. Carrefour's power is in leveraging purchasing with suppliers all around the world and merchandising locally.

In places like Brazil and China where middle-class consumption has been expanding, Carrefour has profited from rising the ranks of value-priced private-label products. But as Carrefour's withdrawal from countries like South Korea and Russia demonstrates, the industry was under pressure from high operating costs, competition with discount retailers and rapidly changing consumer habits.

International Retail Formats

It is crucial to understand international retail formats given that they select different retail formats for their stores in order to satisfy local demand, increase profitability and conform to cultural expectations.

Hypermarkets

Hypermarkets are stores that combine supermarket and department store goods. They make a wide range of items available in one place, with an emphasis on convenience and low prices. Examples are Walmart Supercenters, Carrefour and Tesco Extra.

Hypermarkets do best where there are large sub urban populations with high car ownership, and shopping is weekly bulk purchase. They thrive in France, such as Carrefour hypermarkets, because consumers are more likely to own a car and appreciate variety. But in crowded urban markets such as Japan, where smaller shopping trips predominate, hypermarkets are limited by both space and demand.

Supermarkets and Convenience Stores

Supermarkets are medium-sized stores that offer a variety of food and household products, such as meat, produce, dairy, and other items. Supermarkets is the primary format of chains such as Kroger (US), Tesco (UK) and Big Bazaar (India). Convenience stores like 7-Eleven and Lawson do well in urban markets, where customers are more interested in proximity and speed than they are variety.

In Japan, 7-Eleven has adjusted by providing fresh food, bill-paying services and even banking kiosks — turning the store into a social center in some ways. Convenience stores in North America are typically found combined with gas stations and are mainly selling snacks, beverages.

Department Stores

Department stores owned by companies such as Macy's, Harrods, and El Corte Inglés are based on different categories—apparel, cosmetics, home products—in store departments. On the international level, one can include department stores in luxury retail trade and shopping tourism.

Galeries Lafayette in Paris, for example, draws millions of tourists each year by combining retail with material experiences including fashion shows and gourmet food departments. Yet department stores feel pressure from online marketplaces and discounters – they have to change in a way that people go there not only for an item, but for the experience or to see a brand exclusive.

Discount Stores and Category Killers

Discount retailers like Aldi, Lidl and the Dollar General are built around operating cheaply and with a limited assortment to bring customers very low prices. Meanwhile, category killers focus on one product category — think Decathlon (sports goods) or Home Depot (home improvement).

These formats work internationally when they offer up strong value propositions in price sensitive markets. Aldi's arrival in the UK shook up the grocery market with its range of own-label products sold at prices well below its rivals.

E-commerce and Omnichannel Retailing

More and more overseas retailers begin to blend on-line and offline types of stores, toward the direction of gesting shopping experience. Amazon is a pure-play e-commerce behemoth, yet traditional players such as Walmart and Target are investing heavily in click-and-collect services, last-mile delivery and online-only offerings.

Globally, players such as Alibaba (China) and Flipkart (India) are stimulating digital adoption via mega sales events, payment solutions, and AI-based recommendations. The era of omnichannel retailing Now, customers demand to be able to see stock, still look for delivery choice and have an integrated loyalty experience that runs through the channels.

6.2 Cultural Differences and Challenges – Part 3

The cultural disparities determine the consumers' value perception, their interfacing with retails and their shopping behaviour. Culture isn't an afterthought; for retailers operating beyond their home base, it's a primary driver of success. When store strategies are mismatched with culture, they also can be rejected; when in synch, they increase loyalty and goodwill. In order to be successful internationally, retailers need to study cultural aspects, the influence of culture on products and promotion; apply strategy cautiously and do well in institutional issues which are not homogeneous among countries.

6.2.1 Understanding Cultural Dimensions (e.g., Hofstede Framework)

3 Geert Hofstede's Cultural Dimensions Model One of the most commonly invoked models for the analysis of cultural differences is Geert Hofstede's model of cultural dimensions. This 5 framework is designed to help retailers understand the differences in national cultures and 1 how those differences influence business practices. The main dimensions are individualism versus collectivism, power distance, uncertainty avoidance, masculinity and femininity (work 1 career attitudes), long term versus short term orientation and indulgence versus restraint.

• Whether a market leans toward individualism or collectivism affects whether customers favor products that emphasize self-expression or group affiliation. Thus when we consider say Japan which is more of a collectivist society promotion that refer to the family or community will be effective, but in an individualistic country like the USA it is advertising that appeals to personal choice or individualism.

• Power distance: This is the degree to which inequality is seen as normal. Consumers in high power-distance cultures may need authoritative service, with sales personnel holding a formal position. In low power distance societies, customers desire equality and informal relationship with staff.

• Uncertainty avoidance measures a society's comfort with ambiguity. In high UA markets like Greece, consumers' inclination could be to stick with well-established products or companies (most of the times a second is more important than first) and go for guaranteed returns/quality.Ex: USA, UK In low UA like Singapore, Filipinos are eager to try new products,rewards etc.

• Masculinity versus femininity has an impact on retailing in terms of being competitive and a way of life. Masculine cultures prize assertiveness and success, so luxury goods tend to be more appealing, whereas feminine cultures focus on care and quality of life – eco-friendly products are more attractive.

• Long-term orientation: Whether cultures value tradition and perseverance over quick results. This has implications for brand messaging and marketing cycles. Lastly, indulgence vs.

restraint indicates whether societies value free time and enjoying life or rigid norms. Campaigning is loud if targeting an indulgent society and conservative for a restrained one.

Using such a framework enables retailers to decipher cultural expectations and develop strategies that are in line with what consumers want, thereby diminishing the chances of misreading or misunderstanding.

6.2.2 Impact of Culture on Product, Promotion, and Store Design

Culture influences all parts of retail, not only the merchandise for sale, but also how it is advertised and laid out in stores. The offering and product mix also needs to be relevant for the cultural values and lifestyle. Food retailers modify menus in accordance with dietary restrictions, such as halal provisions in Muslim countries or vegetarian alternatives in India. Modest dressing Fashion retailers tailor clothing lines that express modesty in conservative societies while making bolder outfits for liberal markets.

Maximizing promotion tactics needs to also be culturally congruent. While humour in advertising can appeal to some countries, it can be misinterpreted or violated for others. Cultural meanings also attach to colour, symbol, and language. For instance, whereas it represents purity in the Western world, white signifies mourning in certain parts of Asia. Retailers need to plan campaigns that chime with local culture.

The shape and design of store is also influenced by the cultural preference. In shopping cultures where consuming is a social or communal activity, malls and stores promote airiness, cafes and congregation spaces. On the other hand, in high-energy cultures customer may prefer more speedy or convenient options smaller store format with self- check out. The music, lighting and even smells have to match local norms.

There is also the issue of how service is delivered, which according to culture. In some cultures, customers value tailored service and detailed explanation, while other consumers prefer self-service mode. Mismatching of these experiences with societal standards can be a disappointment to the customers.

6.2.3 Adapting Retail Strategies to Local Markets

Reflecting the sensitivity of global retail strategy to local conditions, melding brands to specific markets must maintain an equilibrium between international uniformity and cultural adaptability and this is where Lightweight has successfully stepped into play. There are decisions that retailers need to make -- what parts of their brand they want standardised versus localised. And McDonald's, which has branded itself across the world but reshaped its menus to local tastes by selling vegetarian burgers in India, rice platters in Asia and kosher food in Israel.

• And modification is the first step on the way in. We need to localize assortments to match demand, climate, and custom. For instance, IKEA cut down on the size of its furniture in India and included products "masala boxes" and pressure cookers that fit Indian cooking patterns and smaller apartment sizes. This product modification enabled IKEA to maintain its commitment to good design and affordability, yet fulfill some specific requirement in an Indian household! Tropical-countries' supermarkets put fresh produce up front; in colder climates, it's preserved and packaged groceries. In Mexico, Walmart sells fresh tortillas and local spices as daily staples, curating its product mix to the community's food habits and meal-preparation culture.

• Pricing strategies also need adjustment. What works as a pricing model in one market may not work in another, whether due to variations in purchasing power or cultural attitudes towards the relative value of goods. I guess vendors will need to add premium, budgeted and value pack options or so. For instance, Unilever has a "sachet strategy" in some of the developing markets where it does business — like India and the Philippines — by which they offer shampoo or detergent in very cheap, bite-size portions. This pricing change enabled Unilever to serve low-income consumers who could not afford a large pack upfront. Tesco's expansion in Thailand also meant introducing private label at various price points, offering consumers choices ranging from budget to premium options available under a single roof.

• Marketing communication should be in line with local cultural conventions. Language, tone and imagery need to be considered carefully so that there are no cultural faux-pas. For a local business, such promotional campaigns can often be tied into local events and activities, including parades or festivals. For example, Coca-Cola initiated the "Share a Coke" campaign by putting common names specific to each country in which it was rolled out on bottles — this customization powerfully connected with consumers and spurred interaction. Deep localisation for relevance Amazon India operates Diwali sales under the "Great Indian Festival" moniker deviating from global campaigns and travel on a different direction than worldwide ones to engage an audience at a cultural level.

• Tactical tactics can also need to be localized. Local tastes in staffing models, customer relations protocols and payment systems must be respected. For example, Domino's Pizza in India developed a 30-minute guaranteed delivery system and expanded its store base to cater to crowded neighbourhoods because Indian customers expect fast service and local accessibility. It also offered cash-on-delivery and easy returns in India, helping to resolve trust issues a market where many users are wary of digital payments. This flexibility in operations lent a lot of credibility and made the first-time online shoppers to experience e-commerce.

Retailers that get it right and adapt leave them with a stronger base at home, but one that isn't absent their global pick-up points of strength. There's also the question of the people who resist adapting, which could alienate customers or provoke a backlash.

6.2.4 Legal, Political, and Economic Barriers in Foreign Markets

Going global makes retailers vulnerable to all sorts of legal, political and economic issues that can hinder success. Laws may govern the goods that can be sold, what they must contain and how they are labeled. For instance, pharmaceutical stores have to adhere to stringent local health standards, and food retailers need to adapt labels with local languages taking into account specific nutrition norms. For example, Nestlé re-formulates products and adds locally compliant nutrition labels (e.g. front-of-pack sugar warnings into Chile or including allergen data in EU markets) so that the brand can remain operational without facing regulatory fines. Walmart in China does the same — they certify food products to meet local food safety standards, and Bilingual Packaging helps establish consumer trust.

• Political, political barriers include policies restricting foreign ownership, protectionism and sudden policy changes. In some countries, joint ventures with local firms are required; in others, foreign retailers may be prevented from operating big stores to protect small businesses. And political instability, corruption or bureaucratic red tape only make operations more complex. One such instance is when Starbucks entered India and did a 50:50 JV with Tata Global Beverages. The partnership enabled Starbucks to negotiate India's FDI (Foreign Direct Investment) norms, but also allowed them to take advantage of Tata's sourcing and local market experience. It was this differentiation via a local strategic alliance that helped Starbucks to be seen as premium international coffeehouse with Made-in-India appeal. Carrefour in China is another case, coming through with local partners at the beginning and actually increasing its stakes as regulations changed—a contrast to the push-the-door-open store rollouts of its earlier days but one that reflects a cautious, phased strategy for expansion.

• Economic hurdles include fluctuating currencies, inflation and variations in consumer buying power. Fluctuating exchange rates can cut into earnings, and downturns curb consumer spending. Retailers have to construct nimble pricing policies and protect themselves from financial risk. For example, it revises its prices each year in line with currency variations so that it remains affordable in countries such as Russia and India, thereby fulfilling its promise of "democratic design" (good design at a price) regardless of macroeconomic conditions. In Brazil, Unilever segmented by introducing smaller SKUs and multipack promotions in times of high inflation, ensuring better availability of essential products for price-sensitive consumers.

• Infrastructure serves as an economic barrier, too. Safety stock is expensive and problematic in areas with weak logistics systems. Retailers will have to invest in local distribution presence or partnerships to combat these obstacles. It was able to differentiate in India by creating its own extensive last mile delivery network and leveraging local "I Have Space" partners (small shopkeepers) for deliveries/pick-ups thus successfully navigating the fragmented logistics infrastructure of the country. Walmart has pursued a similar strategy in Mexico by setting up regional distribution centers and transport fleets to eliminate stockouts and improve the efficiency of supply chains.

To survive these barriers, legal skill is an essential element, coupled with risk avoidance strategy and constant tracking of outside conditions. Retailers without this foresight can just as easily find themselves exiting a market at great expense or incurring losses. For example, Walmart saw its Germany operations falter in part because of misunderstanding German labor and zoning laws and running operations inefficiently before ultimately exiting the country altogether. On the other hand, retailers such as Uniqlo have been successful in growing by examining regulatory and economic circumstances before entering, and adapting store formats, pricing, and sourcing models to each country's needs.

6.2.5 Case Examples of Cultural Misalignment in Global Retail

Cultural misfit has left many global retailers burned in international markets. A classic example of this is Walmart's entry into Germany. The company developed American-style hypermarkets, but German consumers favored smaller stores. There were also cultural differences in service that often grated — American-style greeters at entrances who encroached upon German shoppers. In the end, Walmart gave up on Germany after posting heavy losses.

Tesco's flop in the United States with its Fresh & Easy brand is another. Tesco believed American customers would flock to them, but the U.S. didn't warm up to smaller-format markets selling pre-packed meals as much in part because people love bigger stores and also fresh food! Tesco's strategy was ill-suited to American tastes and expectations, and the stores lagged and were withdrawn.

Target's foray into Canada has also underscored cultural and operational missteps. Customers expected Target's

U.S. prices and selection, although Canadian stores suffered from out-of-stocks and higher prices resulting from supply chain inefficiencies. Falling short of customer expectations eroded trust and scuttled Target's stay in the market.

According to this, the author takes the situation that even an international strong brand does not make success if it is not synchronized with the culture. Retailers need to understand and respect culture nuances to flourish in new markets.

"Activity: Designing a Culture-Sensitive Retail Strategy"

Imagine you are the strategy head of a global retailer planning to enter a new country. Choose one cultural dimension from Hofstede's framework, such as individualism vs. collectivism or uncertainty avoidance. Develop a retail strategy that adapts product assortment, promotion

style, and store design to suit that cultural context. Reflect on potential risks if cultural differences are ignored.

6.3 Global Retailing Strategies

Selling stuff across borders is not a nice extension of domestic retailing, let alone an export-import business. It requires well-thought-out strategies that achieve efficiency and cultural fit while minimizing OPerational CHallenges and ethical issues. For retail companies expanding into foreign markets, decisions have to be made on how these players will set up shop, interact with local partners, create a name for themselves and handle supply chains in disparate locales. Moreover, sustainability and ethical behavior have become a growing theme in international business.

6.3.1 Market Entry Modes: Export, License and Franchise 285

The first decision for a retailer looking into global expansion is selecting the mode of entry. here are some of the most popular ones: exporting, licensing and franchising.

• Exporting is easy and usually requires fewer resources. Retailers send items to import agents abroad or sell them online directly to customers. Exporting mitigates financial risk as no local infrastructure or offices or stores are needed. It's especially good for testing new markets. Exporters, however, are confronted with tariffs, shipping costs and little control over distribution. For instance, Swedish fashion chain H&M had first approached to the Middle East by selling its products at luxurious department and multi brand stores before opening its own stores. This afforded H&M an opportunity to test the demand for its fast-fashion products, and to learn about consumer tastes without overextending itself in fixed physical space. In the same vein, high-end design houses like Gucci and Prada frequently introduce their product to market via export to a certain number of department stores to generate exclusivity and brand aspiration ahead opening their own boutiques.

• Licensing includes providing local businesses with rights to use a retailer's brand, trademarks or intellectual property in exchange for royalties or fees. Franchising provides a fast pass into foreign markets with little investment. As an example, Disney sets itself apart by selling licenses of its characters and brand to local manufacturers and retailers around the world. In markets such as India, Disney enters into licensing agreements in which it uses local partners to manufacture its merchandise that better know the region's tastes and price points and can customize products (like school supplies or clothing adorned with Disney characters) at affordable prices. It is like this: DIS building its brand at places his stores aren't for cost reasons. Fashion brands such as Ralph Lauren also follow a licensing model to enable local manufacturers make fragrances, eyewear, or home décor and penetrate the market faster at low investment. But there are risks in licensing: bad quality control or off-brand marketing by licensees can reflect poorly on the brand.

• Franchising is considered as one of the most successful entry modes in retail sector. The franchisor contributes brand identity, a product line and knowledge about how to operate its business, while franchisees give their own capital and run the daily operations. This approach allows the franchisor to grow quickly without the risk of large amounts of capital on their part. McDonald's is one famous example of how franchising can work well, with worldwide standards, but local menus. And in India, rather than simply export its U.S. menu and see what happened, McDonald's decided to go 100% vegetarian or non-beef-and-p = ork based; as a result the chain offers things like McAllo Tikkis and a Maharaja Mac (chicken-based), which caters selling some informing their prefe rerence. It was this marriage of global brand identity and local menu innovation that enabled the company to win over a culture-complicated market. Meanwhile, Domino's Pizza in India leveraged franchising with Jubilant FoodWorks where it emphasized aggressive store rollout and quick delivery assurances to become the leading franchisee of quick service restaurants (QSR). Franchising, however, does require strict monitoring of franchisees to safeguard brand consistency.

Each method of entry has its strengths and weaknesses, so retailers often rely on a combination of them. Exporting can come before franchising and licensing can be part of a joint venture. The decision hinges on the retailer's resources, market conditions and long-term goals.

6.3.2 Strategic Alliances and Joint Ventures

Retailers typically enter complex or controlled markets via strategic alliances, joint ventures with local companies. Working with partners also enables international retailers to tap local knowledge, share risks and get around legal and cultural obstacles.

Strategic alliances are collaborative arrangements between two or more firms that aim to achieve particular objectives, but do not involve the establishment of an autonomous entity. For instance, a global retailer could collaborate with a local logistics company to enhance last-mile delivery in difficult geographies. Alliances offer flexibility and focus, but they may not have the staying power of deeper partnerships.

Example:

Amazon India also tied up with India Post to expand its delivery ability into rural and remote regions. This partnership helped Amazon leverage India Post's widespread network to promise quicker, more reliable deliveries in Tier 3 and Tier 4 towns. The differentiation here was

Amazon's being able to deliver at an "Amazonspeed" also in place where privatecourier service can't manage and get a head start,he's seducing more people than ever before even than outside large cities.

Joint ventures (JVs) entail the formation of a joint entity along with global retailer and local partner's shared stakes. JVs become especially beneficial in markets where the Government has imposed a cap on foreign ownership in retail. Walmart began working with Bharti, a local

company, under a joint venture in India to enter that market as the Goliath from America's heartland sought to expand where foreign direct investment in multi-brand retail was initially limited. JVs provide mutual advantages: Foreign retailers tap into local market knowledge, and local partners gain global expertise and resources.

Example:

One successful JV is Starbucks' 50:50 JV with Tata Global Beverages in India. Starbucks made use of Tata's keen understanding of Indian palates, its logistics know-how in a country known for having one of the world's most complex supply chains, as well as its sourcing prowess to develop a menu for India which includes Masala Chai, Elaichi Mousse and locally sourced single-origin coffees. For its part, Tata took a certain amount of advantage of Starbucks' international cachet as well as its store design and operational system. This distinction through co-created products and a premium but locally appropriate experience enabled Starbucks to be seen as more than a Western coffee chain," which has given it relatively strong acceptance amongst Indian consumers.

But joint ventures and alliances do not come without issues. Partners may be in conflict over goals, approaches, management techniques and values. Trust, transparency and clear contracts are crucial for success.

Example of Misalignment:

In the end Walmart dissolved its partnership with Bharti Enterprises over differences in growth rate and investment style. The breakup wasn't cheap and this is a perfect example of how lack of alignment in vision can hurt long-term success despite signing what looks like a promising partnership at the beginning.

Retailers that effectively manage partnerships/joint ventures can capitalise on complementary advantages time3, lower the risks in international expansion and speed growth Other challenges: Controlling retail operating costs with limited technology investment. When they do, it's generally at a huge expense, though costly misfires can be a result.

6.3.3 Global Branding vs Local Customization

One of the most contentious strategic arguments in international retailing is whether to implement global branding or local adaptation.

Brand agencies tend to focus on a consistent approach across markets. They have the same logo, store concept, product range and advertising around the globe. This approach highly enhances brand identity and helps ensure that your customers will consistently recognise wherever they see you. For example, Apple relies on standardized storefronts and uniform marketing to project a global image of innovation and quality. Global branding provides economies of scale in production, but may not hold up to the variety found in foreign markets.

2

Local adaptation adapts products, services and advertising for local cultural, social and economical conditions. McDonald's has customized its menu to local tastes by, for example, serving McAloo Tikki burgers in India or teriyaki burgers in Japan. It encourages cultural acceptance and customer loyalty, but generates additional costs and complexity of operation.

A hybrid or glocal strategy where global branding is combined with selective customization therefore frequently provides the best solution for this. An example of this would be Starbucks competing on a world scale yet having local design in its store and providing regional drinks. This equilibrium enables brands to maintain their global appeal, while staying regionally relevant.

Retailers need to think about the right mix of sales by market and how much personalization is needed without weakening global brand equity.

6.3.4 Logistics, Sourcing and Supply Chain Implications

Effective logistics and distribution are central to successful international retail operations. Inventory Management: Transportation And Distribution Across Multiple Countries Is Problematic In Terms Of Cost, Time, Compliance.

• To do so, sourcing approaches often seek to balance global efficiency with local responsiveness. Many merchants buy from low-cost countries to drive costs down; however, compliance with labor and environmental regulations is required. Diversification of supply is key to avoid reliance on a single region, since disturbances such as natural disasters or political instability can be crippling.

Example:

The second largest retailer in the world, H&M has distinct sourcing with a multi-country supplier base across Asia and Europe. This diversification means that if one region's production is halted by strikes (say, in Bangladesh) or port delays (in Vietnam), it can redirect orders to other manufacturing bases to avoid stockouts. In addition, H&M has made strides in responsible sourcing, and now aims to use 100 per cent recycled or responsibly sourced materials by 2030 responding to consumers' appetite for ethical fashion. Likewise, Walmart sources fresh produce locally in a number of markets (such as Mexico and India) to cut down on transit times, ensure freshness and support local farmers (also good for complying with government mandates for local sourcing).

• Logistics management is about It moving products across borders, through customs and on time. eCommerce companies such as Amazon and Alibaba are placing huge bets on logistics infrastructure, leveraging cutting-edge technologies (robotics, AI, data analytics) to improve supply chain efficiency. Real-time tracking technologies, automated warehouses and last-mile delivery solutions are becoming ever more essential.

Example:

Amazon's differentiator is its Fulfillment By Amazon (FBA) logistics network that leverages robots (Kiva systems), AI-based inventory planning, and geographically spaced.

warehouses to ensure same-day or next-day delivery in most markets. That logistical prowess is one of Amazon's most powerful competitive advantages around the world. Alibaba's

Cainiao logistics network likewi se builds a "smart logistics" ecosystem acro ss China that brings together data from merchants, warehouses and delivery firms to ensure up to-date information.

24 to 48-hour shipping even in epic events like Singles' Day sales.

• Supply chain sustainability is an increasing cause for concern. Retailers and consumers demand transparency and ethical sourcing. For instance, blockchain technology is being applied to follow products from point of production to the customer, guaranteeing authenticity and responsibility. Example:

Carrefour has introduced blockchain technology in its European stores that lets shoppers trace the sensorial qualities and origins of products like chicken, eggs and milk. This distinction creates trust amongst consumers and places Carrefour as a leader in the food transparency movement. Nestlé leverages the same blockchain offerings on IBM's Food Trust to achieve an end-to-end traceability of coffee and baby food that meets some of the industry's most stringent quality standards, while improving its brands' confidence with shoppers.

Challenges to distributors in the global supply chain also include tariffs, exchange rates and infrastructure inconsistencies.

quality across countries. Retailers need to create systems flexible enough to be able to react if something goes wrong, but keep costs in check.

Example:

Nike responded to COVID-19-related supply chain disruptions by scaling up nearshoring and reshoring efforts, relocating some manufacturing closer to markets like the US and Europe. So we could restock bestselling styles faster and be less dependent on far-off factories."

suppliers, strengthening its resilience. And Inditex, the parent company of Zara, still has production facilities in Spain and Portugal that enable quick turnaround for new designs — making it possible to refill shelves with fast moving product in weeks — and remain at the front of fast fashion.

Not only does efficient supply chain management lead to improved efficiency, but also to increased customer satisfaction and brand reputation.

6.3.5 Social and ethical issues in international retail organisations: sustainability

Sustainable and ethical retailing is not a elective, it should be at the heart of every international retailer's strategy. Consumers are demanding more seriously kind processes and brand integrity is threatened if they are not provided.

-Environmental sustainability means reducing carbon footprints, limiting waste and utilizing eco-friendly packaging. Retailers, such as IKEA, have pledged to source renewable materials and slash their greenhouse gas emissions across supply chain.

• Our sourcing is ethical and fair labour practices and safe working conditions are a priority. Brands found to use exploitative labor, or who turn a blind eye to mistreatment by suppliers, can face severe public anger. Fast fashion retailers have long been villainized for not being sustainable, causing some to implement recycling programs and commitment to sourcing transparency.

Example:

Patagonia is a clear example of ethical sourcing. The company regularly audits its suppliers, and it provides information about its supply chain on the "Footprint Chronicles" section of its website, which allows customers to see where and how products are made. Patagonia sets itself apart in that it works with Fair Trade Certified factories, and invests funds into employee benefit programs to ensure living wages for garment workers. In the process, this transparency and commitment to fair labor practices builds trust with the conscious consumer base and reinforces its ethical/eco corner retailer branding.

• The value of a brand is also influenced by corporate social responsibility (CSR) measures. Retailers of local engine, back-to-your-own backyard education or sustainable farming often achieve.

customer trust and loyalty.

Example:

Starbucks distinguishes itself in CSR through the C.A.F.E. sustainability program. This program helps guarantee the ethical purchase of coffee at fair trade prices, promotes environmentally friendly cultivation and community involvement, and stabilizes farmer incomes. Starbucks is also investing in farmer support centers, offers low-interest loans and supports community development projects in coffee-growing regions. In this way, by integrating ethical sourcing with meaningful CSR activities, Starbucks

is positioned as a socially responsible international brand and builds long-term cooperation with suppliers, customers.

Yet the global adoption of ethical behaviour is difficult. Standards differ by country, and policing compliance through sprawling supply chains is difficult. Retailers need to look beyond just complying with the law and embrace global standards of ethical business that align with their brand values.

Risks are minimized, competitive net benefits are formed, through environmental and ethical sustainability. Consumers are ever more favouring brands that resonate with their values, so responsible retailing is both a moral imperative and a strategic imperative.

Knowledge Check 1

Choose the correct option:

1. Which entry mode requires minimal investment but risks brand control?

a) Exporting

b) Licensing

c) Franchising

d) Joint venture

2. What is a key benefit of joint ventures?

a) Lower branding costs

b) Avoiding regulations

c) Access to local expertise

d) Full ownership

3. Which strategy maintains consistency across all markets?

a) Local customization

b) Hybrid strategy

c) Global branding

d) Regional adaptation

4. Which technology improves supply chain transparency?

a) Cloud storage

b) Blockchain

c) GPS trackers

d) Social media

5. What is central to ethical global retailing?

a) Maximizing profits

b) Reducing wages

c) Fair labor practices

d) Standard pricing

6.4 Summary

- Global retailing is dealing with customers and managing the cross national businesses, Culture & Politically Hebited Born market place.
- International retailing includes bricks and mortar, online shopping systems, warehouse and distribution operations as well as customer interactions in many different markets.
- ϖThe drivers of its growth are globalization, technology, increasing income in the developing countries and saturation at home.
- The complexity of domestic vs international retailing is vastly different owing to the necessity to acclimate global operations to consumer expectations.
- 49 Cultural dimensions, 50 including Hofstede's' framework,51 inform analysis of consumer behaviour and service design in varying markets.
- Product, promotional, and store design must be reflective of cultural preferences to maintain level of trust and relativity.
- Market entry strategies such as exporting, licensing and franchising, available with levels of control and risk.
- Access to local know-how & assistance in mitigating regulatory and operational obstacles through strategic partnerships (alliances/joint ventures)
- Retailers struggle with standardization vs. customization and tend to use hybrids "glocal" strategies.
- Global supply chain management is underpinned by efficiency, resilience and availability through technologies like RFID and Blockchain.
- Sustainability and ethical operation is crucial in developing trust and as such the retail sector is facing more pressure than ever before to be both ecologically and ethically sustainable.

6.5 Key Terms

1. International Retailing – The sale of products and services across numerous countries and markets.
2. Localization – customization of products and marketing to fit local cultural needs.
3. Consistency – Ensuring consistency of both branding and operations across the world.
4. Exporting – Sending goods produced at home to another country for sale.
5. Licensing – Licensing local companies to use the brand and intellectual property.
6. Franchising – When a local operator pays to use the reputation, branding and business model of an existing company.
7. Strategic Alliance – A cooperative effort by multiple independent firms to accomplish shared priorities.
8. Joint Venture – Ownership participation of international and local parties.
9. Supply Chain Resilience – The capacity of logistics to accommodate perturbations.
10. Fair Sourcing – Keeping an eye on the labor and environmental practices of suppliers.

6.6 Descriptive Questions

1. Explain the meaning of international retailing and illustrate it by giving examples.
2. Describe the key motivations for retailers to operate across borders.
3. Compare how domestic and international retailing are complex and risky.
4. In what ways does culture affect the design of products, methods to promote them and store layout?
5. Compare the benefits and drawbacks of exporting, licencing and franchising as entry methods.
6. Discuss how strategic alliances and cross-border joint ventures can help to overcome obstacles to global expansion.
7. Critically debate the controversial regarding global branding versus local adaptation using examples.
8. Describe the key considerations in managing international retailing, including sustainability and ethical concerns.

6.7 References

1. Kotler, P., & Keller, K. L. (2016). Marketing Management. Pearson Education.

2. Berman, B., & Evans, J. R. (2018). Retail Management: A Strategic Approach. Pearson.

3. Levy, M., Weitz, B. A., & Grewal, D. (2019). Retailing Management. McGraw-Hill.

4. Hofstede, G. (2001). Culture's Consequences: Comparing Values, Behaviors, Institutions and Organizations Across Nations. Sage Publications.

5. Dawson, J. (2001). Globalization and Retailing: New Retail Formats and Channels. Routledge.

6. Rigby, D. (2011). The Future of Shopping. Harvard Business Review.

Answers to Knowledge Check

Knowledge Check 1

1. a) Exporting
2. c) Local expertise
3. b) Uniformity
4. d) Supply chain
5. c) Ethical sourcing

6.8 Case Study

"Global Expansion of TrendNova Retail"

Background

European mid-sized clothing brand TrendNova offers affordable yet trendy fashion and puts a premium on quality as it creates pieces for the modern woman. Buoyed by success in its home market, the company is now eyeing international expansion, with three markets high on its list: India, Brazil and the Middle East. Management expects further growth but is uncertain about cultural distance, entry mode, logistics complexity, and firm's orientation toward sustainability.

Problem Statement 1: Selecting an Appropriate Market Entry Mode

TrendNova's management considered whether to export goods directly or franchise stores to local businessmen. Going abroad required little risk but less control and franchising meant fast growth, with strong monitoring systems needed.

Solution

TrendNova chose a phased approach. It started exporting to test demand in India and Brazil, and used franchising for the Middle East, where cultural norms and regulatory barriers

demanded local partners. The successful export markets were then franchised out in order to scale up.

Outcome

The staged approach meant that TrendNova could reduce risk with local knowledge. Exports built brand recognition, and by franchising you able to tap into local knowledge so as to guarantee that there was cultural

alignment.

Problem 2 Cultural misfit in product design

The European collection was initially released in India, but the trendsetter proved too free-spirited for conservative markets. In Brazil, the muted colors fell flat in terms of cultural.

need for colorful and celebration look. This an example of when sales fell short, due to lack of cultural consideration.

Solution

TrendNova adopted a global strategy. It maintained its worldwide brand identity but developed localized collections. In India, modest fashion lines were introduced. In Brazil, seasonal ranges were full of color and festival-style patterns. In the Middle East, cultural wear with contemporary feelings dominated.

Outcome

Localized designs increased acceptance. In India, sales zoomed up by 18%, in Brazil swelled by 22% and the Middle East, grew by as much as 25%. Besides this, some customers welcomed how TrendNova has respected the cultural values and at same time they noticed the uniformity of apparel brands worldwide.

3 Sustainability and Ethical Dilemmas Research Problem 3: inconclusive due to worker exploitation, low wages. Possible Solution: equitable pricing model where the consumer is educated on the necessity of covering production costs.

TrendNova purchased items from low-cost suppliers in Asia. Concerns about poverty-high labour standards and environmentally destructive practices gave rise to ethical debate, criticism by pressure groups, mass letter-writing campaigns and threats of boycott. This risked damaging its worldwide brand name.

Solution

TrendNova announced an ethical sourcing initiative. The ILO adopted supplier audits to prevent worker abuses, wage also known as the fair wage.

policies, and eco-friendly packaging. It also sold a “Sustainable Collection” made from organic fabrics. Partnerships with NGOs reinforced credibility.

Outcome

The initiative restored trust and drew environmentally aware customers. Entrez your trade impressions were very high, even if the costs went up, and you earned some premium for customer loyalty and brand. TrendNova's sustainable positioning: The sustainability edge during competitive times.

Reflective Questions

Was it wise for TrendNova to take different entry strategies to enter different markets? Why or why not?

How can a mixed “glocal” approach combine efficiency and sensitivity to culture?

What is at stake if we overlook cultural differences in global retailing?

What exactly makes global retailers more competitive in the long run through sustainability?

If you were the head of TrendNova, which of the three issues would be your focus and why?

Conclusion

The story of TrendNova is a parable for the vagaries of global retailing. Entry decisions to market and organizational sustainability are part of the cultural adaptation that must be developed. A phased entry strategy provided TrendNova a balance between risk and growth. Cultural relevance was increased by localizing products, and sustainability work generated opportunities for long-term trust. The case

implies that for international retailing to be successful in a competitive global context strategic flexibility, cultural sensibility and ethical responsibility are needed.

Retail & E-commerce Strategy Unit 7 V3.docx

Retail & E-commerce Strategy_MBA_2

Retail & E-commerce Strategy_MBA_2

ATLAS SkillTech University

Document Details

Submission ID

trn:oid:::3618:127174619

Submission Date

Jan 30, 2026, 11:20 AM GMT+5:30

Download Date

Jan 30, 2026, 2:55 PM GMT+5:30

File Name

Retail & E-commerce Strategy Unit 7 V3.docx

File Size

124.6 KB

27 Pages

9,073 Words

55,462 Characters

1% Overall Similarity

The combined total of all matches, including overlapping sources, for each database.

Filtered from the Report

- Bibliography
- Quoted Text
- Cited Text
- Small Matches (less than 10 words)

Match Groups

8 Not Cited or Quoted 1%
Matches with neither in-text citation nor quotation marks

0 Missing Quotations 0%
Matches that are still very similar to source material

0 Missing Citation 0%
Matches that have quotation marks, but no in-text citation

0 Cited and Quoted 0%
Matches with in-text citation present, but no quotation marks

Top Sources

1% Internet sources
0% Publications
1% Submitted works (Student Papers)

Integrity Flags

0 Integrity Flags for Review

No suspicious text manipulations found.

Our system's algorithms look deeply at a document for any inconsistencies that would set it apart from a normal submission. If we notice something strange, we flag it for you to review.

A Flag is not necessarily an indicator of a problem. However, we'd recommend you focus your attention there for further review.

Match Groups

- **8** Not Cited or Quoted 1%
  Matches with neither in-text citation nor quotation marks
- **0** Missing Quotations 0%
  Matches that are still very similar to source material
- **0** Missing Citation 0%
  Matches that have quotation marks, but no in-text citation
- **0** Cited and Quoted 0%
  Matches with in-text citation present, but no quotation marks

Top Sources

1% Internet sources
0% Publications
1% Submitted works (Student Papers)

Top Sources

The sources with the highest number of matches within the submission. Overlapping sources will not be displayed.

1	Internet	
12.realinfo.tv		<1%
2	Submitted works	
aimsr on 2024-11-09		<1%
3	Submitted works	
University of Auckland on 2025-08-11		<1%
4	Internet	
onlineamrita.com		<1%
5	Internet	
iasbaba.com		<1%

Unit-7: Introduction to E-commerce, Omnichannel & quick commerce trends in Indian Markets Business & Revenue Models

Learning Outcomes:

1. Learners will be able to explain the role of e-commerce and omnichannel trends in shaping Indian markets and how these trends are influencing consumer behavior.

2. Learners will be able to compare and contrast the B2B, B2C, and C2C models with appropriate examples to understand their unique features and applications.

3. Learners will be able to evaluate the growth of quick commerce in India by studying case-based insights and identifying the opportunities and challenges it presents.

4. Learners will be able to examine innovative business and revenue models and assess their role in shaping the future of international and Indian retail.

5. Learners will be able to interpret case studies and practical examples to connect theoretical understanding with industry practices.

6. Learners will be able to define and appropriately use the key terminology related to e-commerce, omnichannel strategies, quick commerce, and emerging retail models.

7. Learners will be able to critically assess the ethical and strategic implications of evolving e- commerce practices with special reference to sustainability, consumer trust, and competition in the retail sector.

Content

7.0 Introductory Caselet

7.1 E-commerce & Omnichannel Trends in Indian Markets

7.2 E-commerce Service Models (B2B, B2C, C2C)

7.3 Quick Commerce in India: A Case-Based Overview

7.4 Emerging Business & Revenue Models

7.5 Summary

7.6 Key Terms

7.7 Descriptive Questions

7.8 References

7.9 Case Study

7.0 Introductory Caselet

"The Rise of BlinkMart: An Insider's Account of How Bandits Hijacked an E-Commerce Giant"

BlinkMart, a mid-sized grocery store chain in Pune that operated out of bricks-and-mortar stores, and was locally oriented with large majority driven by Ansari." With increased competition from e-commerce sprees like Amazon and Flipkart, and the launch of dedicated grocery portals such as BigBasket and Grofers, footfalls to BlinkMart were seeing a decline. The whole challenge for them was to continue winning customers in India's digital retailing landscape, which is changing at a rapid pace; the management knew very clearly that surviving here demanded adaptability.

In order to mitigate this impact, BlinkMart started an online store and joined hands with food delivery apps to increase its reach. By 2020, the COVID-19 pandemic turned Internet sales into a lifeline. But the slug in competition happened when quick commerce players like Zepto Swiggy Instamart, and Blinkit began promising deliveries under 20 minutes. Consumers' tastes pivoted to that of convenience and speed, which quickly decimated BlinkMart's model once more.

To help with faster delivery, the company has invested in small "dark stores" throughout Pune. It also embraced omnichannel — the integration of bricks and clicks, that is, physical stores with digital platforms — to achieve things like "click and collect," personalization through mobile apps and AI-driven demand forecast. While such modifications facilitated efficiency their realism also added new complexities viz. high operational costs, stress on delivery personnel and concerns of sustainability.

As of 2023, BlinkMart had already opened in a number cities, by which time it had developed its hybrid model that catered to traditional retail, e-commerce and quick commerce. Gains in revenue not withstanding, however, long-term profitability was questioned along with ethical labour practices and how to balance speed with sustainability.

This case exemplifies the metamorphosis of the Indian retail landscape resulting from various factors such as e-commerce, Omni channel and quick commerce innovations. BlinkMart and other such companies have to constantly reinvent their business models and revenue streams if they are going to stay alive in the increasingly competitive, consumer-driven market.

Critical Thinking Question:

As a member of the management team at BlinkMart, how would you reconcile stress from Wall Street to deliver goods more quickly and cheaply with your commitments to sustainability, ethical labour standards and long-term financial decision-making?

profitability?

7.1 E-commerce & Omnichannel Trends in Indian Markets

E-commerce has quickly grown in India, propelled by cheap smartphones, digital payments and increased internet penetration. Amazon India, Flipkart, Reliance Digital/JioMart and Tata Cliq are in a league of their own while newer business models like social commerce and D2C brands gain reach in smaller cities. Post pandemic, online shopping gained momentum replacing the new evolved customer journey when convenience, safety and prompt delivery was the stepping stone. ”Today’s omnichannel blends brick-and-mortar and digital, with concepts such as click-and-collect and the merger of loyalty in-store and online. Government schemes such as ONDC and FDI guidelines, also shape the environment with a hope to make it more inclusive for small retailers and consumers leading to protection of competition.

7.1.1 Growth and Evolution of Indian E-commerce

The rise of Indian e-commerce has been one of the biggest changes in the country’s business and economic landscape over the past two decades. India is no exception, but things are changing rapidly in that country Starting around the mid-2000s, when internet penetration was low and online payments considered a new-age risky business, Indian consumers were wary of buying stuff on the net. Digital retailing was first brought into the Indian market by shopping sites such as Rediff Shopping, HomeShop18 and Indiatimes due to the lack of consumer confidence and infrastructural obstruction. The actual shift happened post-2007, with the arrival of Flipkart — which popularized this strange-sounding concept “cash on delivery” that helped overcome the trust deficit patients had in transacting online.

The Indian e-commerce narrative has been closely linked to the expansion of internet penetration, low-cost smartphones and cheaper data services. Reliance Jio’s entry in 2016 was a game changer, much to the detriment of rivals, as it set off a price war that lowered the cost of mobile internet and broadened the audience for digital marketplaces. Overnight, e-commerce was accessible not just to users in urban areas, but also became an option for semi-urban and rural consumer. This democratisation of internet access broadened the customer base and was the catalyst in making tier II and III cities major growth catalysts for online retail.

Books, electronics and clothing were some of the key sectors that spearheaded e-commerce adoption. Gradually, the categories widened into groceries, medicines, education, travel and even financial services. This shifted even more in 2020 with COVID-19 pandemic. Locked down in their homes, physical stores closed, consumers shifted the spending of even impulse and discretionary purchases online. Online grocery platforms like BigBasket, Grofers and JioMart witnessed hypergrowth because of this. Meanwhile, smaller businesses and brick-and-mortar retailers started dabbling in online, whether on their own site or partnering with e-commerce marketplaces.

The evolution also highlights the role of technology. AI, machine learning, and big data analytics are used to tailor shopping experiences, suggest products, and even predict consumers' future choices. The rise of last-minute delivery networks has also made shipping and service levels much more reliable, and faster. Digital payment ecosystems, spearheaded by UPI, Paytm, PhonePe and Google Pay have made transactions smooth and credible.

Globalization has had, and continues to have a profound impact in the Indian e-commerce age. International companies like Amazon brought superior supply chain concepts, world class quality standards and breakthroughs like Prime delivery. Indian players on the other hand, indigenised their strategies to adapt to consumer behaviour including providing region language interfaces and smaller packs for affordability.

The phase of e-commerce growth in India is more diversified and innovative. Quick commerce, social commerce and voice-assisted shopping are becoming important trends. Today's consumers demand convenience and choice — but they also want it now, tailored to their idiosyncratic preferences. With e-commerce now more than just a convenient channel, but a way of life for the Indian consumer, these platforms have done more to propel demand and create competition than has been observed since the days of the Indian coffeehouse.

7.1.2 Key Players: Amazon India, Flipkart, Reliance Digital, Tata Cliq

Indian ecommerce market is the next ground for international and domestic e commerce players to fight the match. Of these, four biggies stand out for their size, strategy, and impact: Amazon India, Flipkart Reliance Digital (including JioMart) and Tata Cliq.

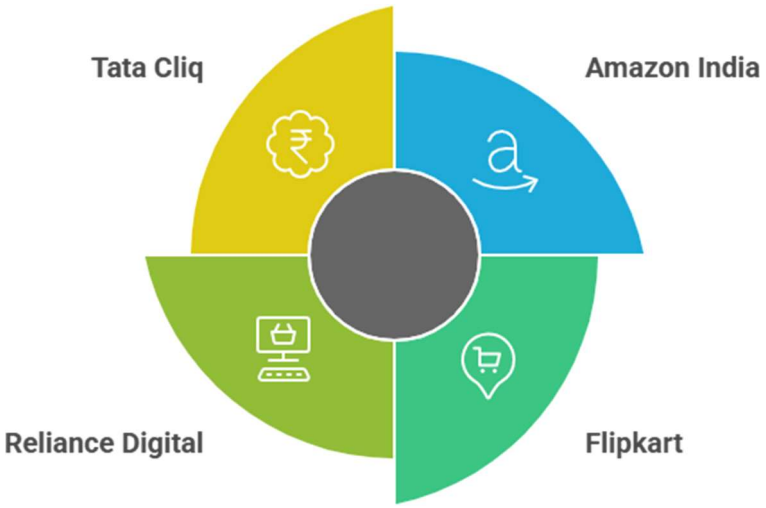

Figure. No. 7.1.2 Key Player

• Amazon India began operating there in 2013, introducing global best practices in logistics, technology as well as customer service. Its massive spend on constructing huge fulfillment centers, cutting-edge warehousing infrastructure, and an extensive seller network made it one of the most credible platforms. Amazon made changes like adding Amazon Prime, with faster delivery and streaming services, which helped it develop a loyal customer base. In addition to a festive sales focus, regional language options and digital payment integration have made it more attuned to India. Amazon Pay also brought the ecosystem closer to consumers to enable any financial transaction.

• Flipkart, founded in 2007 by Sachin Bansal and Binny Bansal, is the original Indian e-commerce success story. Born as a bookselling site, Flipkart developed into a multi-category online marketplace and began promoting one of India's biggest online sales events, "Big Billion Days." In 2018, Walmart acquired Flipkart, giving it financial heft and global supply chain know-how. Flipkart's real prowess comes from the fact that it knows Indian consumers very well, especially in smaller towns tier II and tier III. Its two subsidiaries, Myntra (fashion and lifestyle) and PhonePe (digital payments), have made it a complete ecosystem.

• Reliance Digital and JioMart mark the arrival of India's largest conglomerate in e-commerce. Powered by Reliance Retail, JioMart combines the vicinity of stores from Reliance and integrates them to work with digital platforms. Reliance has poured money into technology, logistics and partnerships to create a hybrid model where you get the convenience of online with the trust of offline. Reliance Digital zeroes in on consumer electronics and appliances, while JioMart has seen an utility with groceries as well as essentials, offering deep discounts and hyperlocal delivery. The Reliance advantage is its ability to combine the dots on telecom (Jio), retail, and digital; an ecosystem reach across India that nobody else has. Reliance's biggest edge is perhaps it can be this bridge over the digital divide.

• Tata Cliq, which was introduced in 2016, is focused on "phygital" (physical + digital) retailing as one of its differentiated strategies. Tata Cliq, positioned as a high-end and fashion-centric portal partners with worldwide and Indian brands to bring selected collections. A focus on quality and heritage play well with urban, middle-class and aspirational consumers. Brand Trust: Tata Cliq benefits greatly from the trust and reliability that the Tata group brings, and its integration with other Tata owned businesses like Croma (electronics retail) and Tata Neu (super app) adds to the seamless transactions across offline and online platforms.

These four players are a microcosm of the varied competition among Indian e-commerce. Amazon, Flipkart lead on scale and innovation, Reliance on the domestic ecosystem, while Tata Cliq bets big on premium positioning. This competitive interplay is good for consumers: It provides options, affordability and accessibility of services while forcing retailers keep innovating in order to stay alive.

7.1.3 Omnichannel Strategies by Indian Retailers

Omnichannel retailing in India has become a matter of life and growth. No longer do retailers, as in the past, treat online and offline as two separate channels—they are integrating the two to provide consumers a unified shopping experience. Omnichannel strategies enable retailers to service a broad range of customer needs and at the same time increase operational productivity through closely coordinating inventory, sales and customer interaction.

Consumers' expectations are also a leading catalyst for omnichannel retail in India. Nowadays, consumers want to have it their way, from browsing online and buying offline (or vice versa). So retailers are investing in solutions like "click and collect" — in which consumers order online but pick up from a store around the corner. And other features, like "endless aisle," let shoppers order goods that aren't available at a physical store but that can be shipped from an online warehouse.

Large retailers, like Reliance Retail, Tata's Croma and Shoppers Stop have led the charge in embracing Omni channel strategies. Reliance Retail, for example, has JioMart essential services integrated with its sprawling offline footprint that allows first-time customers to walk up to a local store and buy online -- just like he or she would shop offline -- but get the items delivered at home. Tata's Croma has merged the online and offline businesses to enable a customer to browse and purchase via mobile or desktop but collect from a store. Shoppers Stop has been able to leverage superior customer relationship management systems to offer personalized experiences through multiple touchpoints.

Role of mobile apps in omnichannel retailing is also related to these. These days apps are no less than a sales channel, also they are customer engagement tool too. These apps frequently feature loyalty programs, digital wallets and personalized promotions. Tata Neu wants to bring several Tata brands together on a single app for one-stop for shopping, hospitality and financial services, as an example, the statement said.

Omnichannel retail is built on logistics and tech. Retailers are using cloud-based inventory management platforms, AI-driven demand forecasting and digital payment capabilities to create uniformity among channels. Big data analytics is also leveraged by a number of retailers to get insights into consumer preferences and offer personalized products.

Social commerce is playing a role here too, as Instagram and WhatsApp are being employed as direct selling channels within the omnichannel strategy. This is perhaps most concerning for small and mid-sized retailers traditionally relying on digital to augment offline.

The shift to omnichannel is not, however, without obstacles. Retailers require major investments in technology, training and infrastructure. What's more, keeping all of that organized across so many touchpoints can be difficult. But increasingly, omnichannel retail is being viewed as a necessity, enabling retailers to not only reach a wider audience of consumers but strengthen loyalty with its current ones by creating cohesion in their shopping experience.

7.1.4 Consumer Behaviour Shifts Post-COVID and Mobile Penetration

The COVID-19 pandemic led to one of the most extreme changes in consumer behavior in modern India. Before the pandemic, e-commerce adoption had been growing steadily but physical retail still controlled the market. Lockdowns and travel restrictions drove consumers to turn digital channels for both essential and discretionary purchases alike, taking e-commerce adoption ahead by multiple years in a few months.

One notable behaviour was the rise of online grocery shopping. BigBasket, Grofers, Amazon Fresh, JioMart and others tasted an unknown surge. Australians who previously wouldn't have let fresh produce within a bull's roar of the internet began to believe that online platforms could maintain its quality and integrity. Health products, personal care and home improvement categories also multiplied.

Amplifying that was heightened consumer attention to safety and hygiene during the pandemic. Tap-to-pay, digital wallets and QR-code transactions became the new normal. The demand curve for UPI transactions turned vertical and it became the heart of India's digital payments. This led to less reliance on cash and compelled even smaller merchants to take digital recourse.

Another major trend was the increasing use of mobile phones for shopping. With high smartphone penetration in India, and cheap data, mobile applications became the dominant channel for online retail. Consumers spent more time on e-commerce apps, comparing product specs, reading reviews and shopping flash deals. App first was another trend with all e-commerce companies working towards creating an appealing app design, user experience and personalized recommendations.

The pandemic also reshaped priorities. Consumers grew more value-focused, looking for discounts and cheaper options, but also more draw to premium products that would guarantee quality, safety. The idea of "revenge shopping" was coined as consumers snapped up discretionary items when restrictions were lifted. At the same time, sustainability and ethical sourcing started to factor into purchasing decisions, particularly among urban, younger consumers.

Furthermore, tier II and III cities emerged as key growth engines. Improved internet access and better logistics meant shoppers in smaller towns took to online retail, often leapfrogging the path taken by those in urban areas who first bought from physical retail stores before moving on to a digital platform. E-commerce players responded by providing regional language interfaces, easy payment methods and customized marketing material.

Consumer loyalty also underwent change. Rather than dyed-in-the-wool loyalty to a set of brands or platforms, customers were more game to experiment with the latest offerings, such

as quick commerce. Expectation in terms of delivery also shot up, from 2-3 days to the same day or even between 10 – 30 minutes for some categories.

In general, post-COVID customer behaviour indicates a preference towards digital reliance, safety consciousness and a combination of value orientations with aspirational spending. This change has had a lasting impact on the Indian retail scene and also serves as a reference point even today while businesses map out their path.

7.1.5 Government Initiatives and Regulatory Environment (ONDC, FDI rules)

The development of e-commerce in India has been strongly influenced by government policies and regulations. The government has attempted to thread the needle on digital innovation and consumer, small retailer and fair competition protections. Two important areas of attention are the Open Network for Digital Commerce (ONDC) and FDI rules.

Introduced in 2021, the ONDC initiative is set to democratize e-commerce with an open and inclusive all-digital network. Unlike current platforms that operate as closed ecosystems, ONDC aims to unbundle services such as search, payments and delivery allowing sellers and buyers to interact without getting stuck on a particular platform. Small sellers This is of particular benefit to the small and medium enterprises, kirana stores, and even for regional players who generally find it tough to compete with large companies like Amazon and Flipkart. ONDC will lower barriers to entry and promote interoperability, which is to increase competition in the sectors, drive down cost and give consumers more choice.

FDI policy is a major determinant of how foreign companies are able to function in India. The government has also imposed restrictions on inventory-based e-commerce models for firms that have foreign investment. Instead, these type of players only can serve as marketplaces and connect buyers directly with sellers and can't actually own inventory themselves. This rule is designed to keep small national retailers from being shoved aside by giant corporations with pockets that go deep. "But it's resulted in very convoluted interpretations and, as a result, lots of policy changes." Amazon and Flipkart have had to redesign their models and alliances a few times in response to changing regulations.

Apart from ONDC and FDI, other regulatory interventions have impacted e-commerce. Stricter norms on transparency, grievance redressal and curbing unfair trade practices were brought in under the Consumer Protection (E-commerce) Rules, 2020. Data privacy and localization policies are also influencing how companies handle consumer data, amid talks of stronger data protection laws.

The government further encouraged various digital payment systems including UPI and Bharat Bill Payment System which has built a secure, scalable infrastructure for conducting digital commerce activities; Government of India promoted digital payment systems through initiatives such as Unified Payments Interface (UPI) and Bharat Bill Payment System provided

5

a strong backbone for transactions. Additionally, schemes like Digital India and Startup India have facilitated an eco-system for digital entrepreneurship and innovation."

1 Obviously, these initiatives are meant to level the playing field but at the same time pose a significant burden for e-commerce companies in terms of compliance and flexibility. India's regulatory policies are also a work in progress, as the government strives to keep up with fast-moving technology even while protecting its own citizens.

Did You Know?

"India's Open Network for Digital Commerce (ONDC) is the first government-backed initiative of its kind in the world. By creating an open-source digital infrastructure, it aims to bring millions of small retailers online and foster competition beyond the dominance of large global e-commerce players."

7.2 E-commerce Service Models (B2B, B2C, C2C)

Business flows in the marketplace economy The e-commerce service models detail how digital transactions are organized among various actors in the marketplace. In the Indian context, broadly there are three prevalent models – Business to Business (B2B), Business to Consumer (B2C) and Consumer to Consumer (C2C). Each such approach has its specific target audience, transaction type, logistics and payment systems but together they make up a cyber economy.

1

• Business-to-Business (B2B)

The B2B concept represents transactions between two businesses on-line. Instead of selling directly to individual customers, companies sell products or services to other businesses, wholesalers, distributors or retailers. Also, B2B e-commerce is characterized by the scale of transactions. Orders are typically in large volume, and the deal is cut and done over time rather than speed. For instance, Udaan is a service that links small retailers with suppliers throughout India, and Moglix does the same for industrial products and raw materials. B2B e-commerce serves to improve organisational efficiency, extend trading frontiers and reduce cost by bypassing irrelevant intermediaries.

• Business-to-Consumer (B2C)

Here's a look at perhaps the most visible e-commerce model for shoppers. Here are businesses that sell directly to individual consumers through websites or apps. Purchases are less significant though happen more often including electronics, food and grocery items, clothing & fashion, healthcare, etc. In the world of B2C, two formats rule all: Direct-to-

• Consumer (D2C) brands such as Boat, Mamaearth and Lenskart that avoid intermediaries to sell directly to consumers, as well as marketplaces like Amazon, Flipkart and Myntra which bring together thousands of sellers on one platform. The model is built on user experience, ease of using the product and variety - but that doesn't mean there aren't any challenges like stiff competition or return management or for that matter customer stickiness.

• Consumer-to-Consumer (C2C)

4

also referred to as peer-to-peer commerce, C2C e-commerce enables consumers to directly sell goods and products they own to other consumers, usually through a digital channel. It is particularly successful with second-hand items, renting or services. Sites such as OLX and Quickr have helped millions of people purchase and sell anything from furniture to electronics along with properties and vehicles. The draw is affordability and durability, too (i.e., further into adulthood kids can still flog instead of toss). This model is however, besieged by risk of fraud, no/ineffective logistics support as well as localised payment plans. Trust systems such as ratings, reviews and identity verification are important in this context.

Comparing the Models

Whereas B2B features grey to serious tone, larger-than-life orders and processes, it's all about the customer in B2C — going fast, consuming more of stuff. C2C is less formal and more peer-to-peer, relying on trust-generating mechanisms. Put all three models together, and one gets a sense for the full range of the e-commerce ecosystem's evolution as it serves businesses, end user consumers and peer networks.

Figure.No.7.2

7.2.1 B2B E-commerce: Features, Benefits, Examples (Udaan, Moglix)

1

Business-to-business (B2B) e-commerce involves transactions between businesses, for example a manufacturer and his wholesaler, the wholesaler selling to a retailer or service provider (vendor), or the latter providing services to another enterprise. In contrast B2C (Business-to-Consumer) sellers who addresses individual customers, B2B sellers often encounter scale orders repetitively and for complex products. Intelligence identifies 83428 Value of Relationship. Focus is on cost-effectiveness and long-term relationships rather than efficiency and one-off purchases.

Features of B2B E-commerce

• Volume Orders: Volumes are the king when it comes to B2B orders. For instance, a retailer might buy hundreds of electronic items or thousands of groceries from a wholesaler. This bulk handling allows both sides to cut per-unit costs and obtain economies of scale.

• Pricing: B2B platforms support negotiated pricing, this is in contrast to the B2C model which uses published pricing. This haggling between companies enables both to reach transactions that are beneficial, for the suppliers to remain profitable and for the buyers not having to overspend.

• Account-Based Interactions: Many B2B marketplaces have customizable dashboards where the buyer can monitor orders, invoices and payment history. Features such as credit, custom catalogs and repeat ordering are designed to streamline the extended procurement cycle.

• Enterprise systems integration: B2B platforms commonly integrate directly with enterprise software like ERP (enterprise resource planning) or CRM (customer relationship management). This help in managing inventories, forecasting demand and balancing of financials.

Complicated Supply Chains: Transactions in B2B e-commerce span many types of organizations, resulting in intricate logistics. Platforms have to manage manufacturers, warehouses, freight carriers and last-mile distributors in highly efficient ways to get orders filled reliably.

Benefits of B2B E-commerce

• Operational Efficiency: Digital marketplaces automate ordering, billing and tracking of deliveries. By doing this, it minimises human error, and increases efficiency while saving you the associated administrative costs.

• Lower Costs: The direct link between buyers and suppliers and removal of intermediaries save on procurement costs. Shippers can enjoy competitive pricing while suppliers have the opportunity to tap into broader markets.

• Market Access: Instead of dealing with large suppliers, small and medium-sized businesses used to have limited access to them. This democratizes business potential for retailers based in smaller towns and cities.

• Data and Analytics: Platforms harvest transaction histories, buyer preferences and seasonal trends. This data is useful for businesses to forecast demand, change the pricing strategy and maintain the right stock level.

• Scalability: E-commerce infrastructure allows businesses to scale without a significant need for physical channels. Sellers can easily onboard new buyers across geographies, and buyers get more suppliers.

B2B Marketplaces in India Below are few examples of B2B portals in India: offset of # 3 Alibaba This is a Chinese company and its one of the leading B2B companies.

• Udaan: Udaan, which was founded in 2016, has grown into one of the biggest B2B e-commerce marketplaces in India. It links small merchants, traders and wholesalers across segments such as groceries, electronics and fashion. Udaan goes beyond procurement, extending credit lines, logistics support and competitive pricing to help Kirana stores and small retailers compete with big chains.

• Moglix: An e-commerce platform for industrial products, Moglix caters to companies that include manufacturers, SMEs and corporates with supplies such as tools, equipment and raw materials. It digitises the procurement procedures, opens up the prices and makes sure everything is getting delivered. Moglix also focuses on supply chain transformation, which makes it an ideal partner for sectors including construction and manufacturing.

7.2.2 B2C E-commerce: D2C Boom and Marketplaces

2

b) Business-to-Consumer (B2C) E-commerce: in which businesses sell the products and services directly to individual Customers via Internet. The most conspicuous type of the online trading is visible to common shoppers involving mechanisms such as fashion, electronics, groceries items and personal care items entertainment etc. The Indian B2C market is defined by two different but related formats: the D2C format (Direct-to-Consumer), and large-marketplaces. Both formats have expanded quickly, driven by consumer adoption of smartphones, cheap Internet and changing tastes among a young, digital-savvy readership.

Features of B2C E-commerce

• Up close and personal: Transactions are one on one, not in bulk as in B2B. But the number of transactions is really very high as millions shop daily in different categories.

• Uniform Pricing With Promotions: The prices of most goods don't fluctuate, but retailers offer flash sales, festival discounts and coupon codes to draw shoppers in. This sort of pricing gets people excited and keeps them coming back to buy.

• User Experience Focused: User Experience is critical in B2C systems. Elements like easy browsing, user reviews, interesting and engaging content, personalisation and painless checkouts create a rich UX that make consumers more likely to return.

• Marketing Heavy Strategy: Platforms are spending a lot of marketing dollars on digital marketing, influencer strategy, social media advertising to attract consumer and create brand presence in competitive Related Markets.

The Direct-to-Consumer (D2C) Boom

• Cutting Out Middlemen: D2C brands sell directly to consumers via their own websites or apps, instead of following traditional distribution channels. This has given them more control of pricing, branding and the customer experience.

• Consumer-focussed innovation: Brands such as Mamaearth, Boat and Lenskart are concentrating on specific target should not - customised cosmetics minus the toxins, affordable audio devices and tailored eyewear respectively. It is in-sync with the ever-changing lifestyle and aspirational needs.

• Growth Drivers: Social media, influencer culture and targeted digital advertising have enabled D2C brands to connect deeply with millennials and Gen Z consumers. The cost for setting up an online store is also not so high, which fuels this growth.

• Brand Love and Engagement: They have direct brand relationships with the consumer and create loyalty through rewards, subscription services, and engagement on their owned social media channels. This helps in building customer confidence and trust for the long run.

Marketplaces in B2C E-commerce

• Enclosed Platforms: The likes of Amazon India, Flipkart, Myntra and Nykaa are closed marketplaces where they aggregate 000s of sellers under one system. Consumers get choice, convenience and price competition; sellers gain access to large numbers of buyers.

• Infrastructure and Support: Marketplaces take care of many complex services – like warehousing, logistics, returns management and customer support. That makes things easier for smaller sellers and gives buyers predictability.

• Loyalty and Ecosystems: Programs like Amazon Prime and Flipkart Plus bundle benefits from offers on fast delivery to entertainment offerings. These build stickiness and foster repeat transactions in several categories.

• Scale and Festive Sales: The big platforms usurp all sales during festivals and promotional offers such as “Big Billion Days” or “Great Indian Festival” with discounts that smaller brands cannot offer. These help to increase the overall e-commerce adoption and consumption by individuals.

“Activity: Identifying and Analyzing E-commerce Models”

Individually, choose one platform from each model—B2B, B2C, and C2C. Examples could include Udaan or Moglix for B2B, Flipkart or Amazon for B2C, and OLX or Quikr for C2C. Write a short reflection explaining how each model serves its users differently, focusing on aspects such as target customers, transaction type, logistics, and payment systems. Highlight one unique strength and one limitation you observe in each model. This activity will help you connect theoretical understanding with real-world platforms and sharpen your analytical skills.

7.3 Quick Commerce in India: A Case-Based Overview

Quick commerce, or Q-commerce, is the hottest new segment of Indian e-commerce that targets ultra- fast delivery of essentials such as groceries, snacks and personal care products, all usually within 10–30 minutes. Unlike old school e-commerce it is based on micro-warehousing and dark stores in dense urban locations to guarantee speed and convenience. This model has been forged by companies such as Blinkit, Zepto and Swiggy Instamart, catalysed by changing consumer expectations, urban living environments and robust digital payment ecosystems. Though it provides studio owners with unparalleled convenience, issues such as high burn, staffing troubles and poor unit economics cast doubt on its long-term viability and profitability.

7.3.1 Definition and Rise of Quick Commerce

Q-commerce, short for quick commerce, is e-commerce on steroids, with delivery times dramatically compressed into 10 to 30 minutes. In contrast to traditional e-commerce delivered from centralized warehouses with longer delivery windows, Q commerce is tailored for the increasing consumer need for immediacy and convenience. The model mainly concentrates on the basics including foodstuffs, personal care products, OTC medicines and daily requirement items for households.

Quick commerce in India has been driven by several factors. Urban consumers have less free time and they are willing to embrace easy way of options when purchases are involved. The global spread of COVID-19 has served as a major accelerant, with lockdowns and safety considerations pushing up usage of digital platforms for everyday needs. Youthful audiences, in particular Gen Z and millennials, have adopted the meme of instant gratification, forcing platforms to vie with one another as much on velocity as price.

Key drivers of growth include:

• Smartphone and Internet Access : The availability of affordable data and high smartphone penetration has created a large market for app based services.

• Digital Payment Ecosystem: UPI and wallet-based payments create an easy and secure payment ecosystem, so there is little friction during fast purchases.

• Urban Density: Metropolitan and tier I cities where the population is dense enough to add scale for micro warehousing and quick deliveries.

• Investor Enthusiasm: Generous financial backing from venture capitalists has allowed companies to construct infrastructure, subsidize deliveries and quickly expand their operations.

Quick commerce is also buoyed by shifting consumer psychology. Call it the "on-demand" culture, already enshrined by ride-hailing and food delivery apps, which has established a set of expectations for immediacy in retail. What they don't want is to wait even a day for essentials when alternatives are promising delivery in minutes. This transformation represents a larger change happening throughout retail, where the value proposition for products is becoming as much about speed as it is price and quality.

7.3.2 10-Minute Delivery Models: Blinkit, Zepto, Swiggy Instamart

The "10-minute delivery" model has come to embody quick commerce in India. There have been several players to do it but no single one, they all had different tactics and different personalities.

• Blinkit (formerly Grofers): Blinkit evolved from a scheduled grocery delivery platform to one of the early leaders of quick commerce. The company rebranded itself in 2021 and promised to bring essentials in 10 to 20 minutes. Blinkit operates off a network of micro-fulfillment centers in dense urban communities. Its stock keeping unit (SKU) mix skews toward high frequency, low-ticket categories like milk, bread, snacks and personal care. The company has pitched speed as its chief selling point, retraining consumer expectations about how quickly essentials can arrive.

• Zepto: Founded in 2021, the company is one of the most aggressive players in the 10-minute delivery space. Constructed by two young entrepreneurs, it operates solely in quick commerce and did not grow out of another model. Zepto stresses operational efficiency, high-tech inventory systems and cooperation with suppliers for stock availability. It's enjoyed rapid success, suggesting that consumers could have a strong demand for hyper-speed deliveries when systems support arise.

2

• Swiggy Instamart: Originally an offshoot of Swiggy's food delivery service, Instamart has quickly emerged as a serious rival in quick commerce. Using Swiggy's strong delivery network already in place, it also established itself as a reliable platform for groceries and essentials of

everyday needs. Although it doesn't necessarily promise to deliver within 10 minutes every time, Swiggy Instamart guarantees delivering orders in less than 30 minutes across a range of products.

This span of these models has not only changed the game for retail, it has also sparked questions over worker welfare, sustainability and whether ultra-fast deliveries are ultimately viable.

7.3.3 Operational Model and Micro-Warehousing

The operational cornerstone for quick commerce is micro-warehousing and hyper local delivery networks. Unlike conventional e-commerce, which is dominated by large, centralized warehouses with extensive inventories, Q-commerce relies on smaller storage hubs that are close to residential areas in cities. These are a type of so-called dark store that do not allow customers to enter and only perform online-order fulfillment.

The key aspects of the operative model are:

• Micro-Warehousing: Dark stores carry only 2,000–3,000 of high-selling SKUs (stock keeping units) like groceries, snacks and personal care along with dairy products. Offering limited variety and stocking only fast-moving essentials, companies can guarantee purchased orders can be picked and packed in record time.

• Tech-Driven Inventory Management: AI and predictive analytics predict demand and keep shelves stocked. This reduces out of stocks and allows orders to be packed within minutes.

• Last-Mile Optimization - Delivery executives are located closer to dark stores which lessens the distance to be travelled allowing execution of 10-15 minute delivery windows. GPS-based route optimization ensures efficiency.

• Hyper localism: The hyperlocal focus of the quick commerce model, which is deliberately localised to neighbourhoods with high order density. Such a location based focus facilitates viability but not scalability to rural regions.

The advantage of the method is:

• Shorter lead times that provide powerful competitive advantage.

43Higher customer satisfaction and repeat business40Increased level of satisfaction can be linked to the immediacy.

• Small retail space better used than large warehouses.

But the model also presents problems. Dark stores involve largely fixed costs, and having hundreds of them across cities adds operational complexity. Delivery drivers are under pressure to keep to exacting timetables, in the process highlighting concerns over work-forces

well-being and its environmental sustainability." Additionally, the exclusive focus on high-frequency items is also limiting potential revenue when compared to regular e-commerce platforms with a large range of products.

Quick commerce works operationally by balancing speed, cost and reliability while growing a big enough customer base in the targeted urban clusters.

7.3.4 Challenges: Burn Rates, Workforce, and Unit Economics

Making headlines across the consumer space, though, is quick-commerce, which has a number of structural problems that do not bode well for it.

• High Burn Rates: Quick commerce relies heavily on investor capital to cover the cost of deliveries, discounts and infrastructure expansion. The costs of running dark stores, delivery fleets and tech systems are prohibitively expensive. This is causing many companies to bleed cash at unsustainable rates. Ultimately, survival has to be defined in the long run as not being dependent on subsidies and finding successful business model.

• Workforce pressures: Delivery drivers work under extreme pressure in order to meet tight deadlines and compromise on safety due to the pressure of orders. There is some controversy concerning whether 10-minute models value rider wellbeing over consumer convenience. Companies will try to mitigate that by finding efficiencies in delivery zones, but the issues of fair wages, burnout and job security are not going away.

• Weak Unit Economics: Quick commerce usually deals in low-ticket items like groceries and snacks. These items are low margin and hard to make a profit on. And with free delivery and discounts thrown in, the unit economics are even less favorable. The most a quasi-e-commerce retailer can expect is scale, repeat purchases and maybe some cross-selling of higher margin items.

• Operational Complexity: The organization (dark stores 100s) spread across many cities needs a robust management. Demand for fast delivery promises can be jeopardized by supply chain inefficiencies, stockouts or logistical mishaps.

• Sustainability Issues: The environmental impact on ongoing door-to-door deliveries of small mail volumes as well as use of packaging, is suspected a long-term ecological issue.TODO May be a little hard for someone unacquainted with this kind of language to understand.

But whether it be through better demand forecast, local supplier partnership or playing around with premium pricing models, companies are finding ways to innovate in the grilling market. The future success of quick commerce will be defined by how these challenges are overcome.

7.3.5 Case Study: Zepto's Expansion Strategy and Pivot to Profitability

Zepto is one of the biggest quick commerce success stories in India. It was founded in 2021 by two young entrepreneurs and made news for its ambitious pledge to deliver groceries in 10 minutes. Zepto started with Mumbai and went on to other metros by following a very disciplined operational strategy.

Expansion Strategy:

• City-by-City Rollout: Rather than stretching itself too thin, Zepto clawed its way to city dominance and made sure that their network of dark stores were dense — so customers could rely on them. This gradual process helped to develop consumer confidence and operational effectiveness.

• T-0 Area Selection: Zepto's focus was on ULBs with population density (PD) >10000 and high demand potential in urban clusters. This resulted in consistent order volumes focusing on affluent areas and the youth demographics.

3

Shah says the company used technology to drive efficiency, investing in AI-based demand forecasting, real-time inventory tracking and route optimization to smooth out the fulfillment process and cut down on waste.

• Marketing/Selling Point: By presenting itself as a young, easy and convenient-focused brand, Zepto resonated well with its target audience. Its messaging was on speed and reliability alike.

Pivot to Profitability:

Whereas the first phase was characterized by growth at all cost, Zepto eventually encountered unit economics problem. Its pivot included:

• Dark Store Operation productivity maximization - Minimize waste and increase product rotation for cost savings.

• Private Labels: Rolling out in-house brand for groceries and snacks with better margins.

• Selective delivery fees: Implementing nominal-order convenience charges in some areas to wean customers off free delivery.

• Operationa Efficiency: Utilising data analysis to improve stock availability and reduce delivery failures.

Zepto is a case study in how fast commerce companies need to find equilibrium between hyper-growth and financial discipline. Consumer uptake has been strong, but turning a profit is still tough. Zepto's slow path toward sustainability offers lessons for how quick commerce players can operate beyond growth fueled by investors, and survive long-term in the Indian market.

Knowledge Check 1

Choose the correct option:

1. Quick commerce primarily focuses on delivering products within:

a) 1 hour

b) 24 hours

c) 10–30 minutes

d) 2–3 days

2. Which company rebranded itself from Grofers to focus on 10-minute delivery?

a) Zepto

b) Blinkit

c) Swiggy Instamart

d) BigBasket

3. Dark stores in quick commerce usually stock:

a) Luxury items

b) Industrial goods

c) Daily essentials

d) Electronics only

4. The biggest challenge for quick commerce companies is:

a) Lack of demand

b) Weak unit economics

c) High product variety

d) No urban density

5. Zepto's pivot to profitability involved:

a) Expanding to rural areas

b) Offering only free delivery

c) Launching private labels

d) Eliminating dark stores

7.4 Emerging Business & Revenue Models

India's ecommerce sector clearly moved beyond sale of products to adoption of new business and revenue models for sustenance growth and customer engagement. Subscriptions e-commerce and Amazon Prime models, BigBasket BB Star has brought in this new customer value proposition on the adoption of faster delivery times, free shipping and members-only discounts in return for a recurring bill. Platforms can be Freemium mode/tiered and attract a user base with free entry but charge for premium service (eg: Swiggy one, Zomato Gold). Social and influencer-led commerce, through companies like Meesho and Trell, uses trust and community networks to push purchases, especially in smaller towns. And the affiliate and advertising-based models are making money off of monetizing visibility, traffic, not on direct sales where companies like Amazon, Flipkart leading in sponsored product promotions.

To improve the profit-making ability, a large number of platforms adopt hybrid monetization patterns simultaneously. For instance, Amazon combines product sales, subscriptions, advertising and affiliate programs; food delivery businesses like Swiggy and Zomato depend on delivery charges, restaurant commissions and subscription programs. Such diversified nature of their methods ensures that no one source of income could make or break the business and is a solid approach especially in a saturated market. In the future, monetization in e-commerce will certainly lean on AI to facilitate dynamic pricing, customized subscription packs, fees based on environmental sustainability for orders with an eco-friendly delivery method, and even "tangible" shopping experiences using advances like VR or AR technology. The new models accordingly provide a step in compliance with the industry moving from rigid and idiosyncratic model towards an adaptable, innovative and consumer centric model.

7.4.1 Subscription-Based Commerce (e.g., Amazon Prime, BigBasket BB Star)

Subscription-commerce is all about converting one-time purchasers into ongoing subscribers by charging them a recurring fee for continued access to services or benefits. This method changes the mode of company-customer interaction from a commercial exchange to a relationship. Customers might receive exclusive services — free or faster delivery, early access

to deals or a package deal of products the company happens to make more money on — while companies lock in an ongoing revenue stream that they can rely on when times get tough.

Amazon Prime is also a strong case where loyalty subscribers in India have crossed the threshold already. The service not only ensures deliveries within two days, but includes Prime Video and exclusive shopping deals. This package of services is part of the strategy to lock Prime members into the Amazon ecosystem so they won't defect to rivals. Another such is BigBasket BB Star, which allows subscribers free delivery on minimum orders and priority booking slots; both of these are critical in a category as cut-throat as online grocery deliveries.

What makes subscription models work is that they can produce value that customers find more valuable than the fact it's just "on" all the time. There are of course a number of hurdles to overcome such as subscription fatigue, though done right this also means higher retention, a steady flow of cash in the door and chance for upselling premium packages.

7.4.2 Freemium and Tiered Pricing Models

Freemium and tiered pricing models seek to build a large userbase by providing the most basic level of service at no cost, but monetization is generated through premium services or features. This is particularly useful in price sensitive markets like India, as it provides flexibility to customers to try out a service for free without any commitments. After some time, the group of these users splits and some constitutes a paying user (generate profits).

Examples of the freemium model are everywhere around you.Just to name a few globally, we have Spotify and YouTube as classic examples of freemium. Free users gain access to content under restrictions that include adverts or limited functionality, while paying subscribers get ad-free and/or premium experiences. In India, food-delivery companies like Swiggy and Zomato rely on tiered pricing. Anyone can order for free, though users who sign up for services like Swiggy One are offered faster delivery, discounts and other benefits.

The power of these models, it turns out, is in their inclusion and scalability. They let businesses cater to both low-paying and high-rolling customers at the same time. Beginning the newsletter transition to automation The trick, however, is that platforms must walk a tightrope: Free versions should still offer enough bells and whistles to entice users, but not so much that it doesn't seem worth paying up for fuller functionality.

7.4.3 Influencer-Driven and Social Commerce (e.g., Meesho, Trell)

Social commerce combines social networks and shopping, with buying choices informed by peer recommendations, community participation, and even content-driven discovery. Influencer powered commerce is an extension of that in the sense that trust for a digital

influencer remains authentic and can be capitalised upon. This model fits India's especially diverse, digitally engaged population.

Meesho is one of the best example to be called as a social commerce platform in India. It puts the power in the hands of small entrepreneurs, who are often homemakers and resellers products on social media platforms such as WhatsApp and Facebook. This not only evens the field in retail, but also democratises who has the right to e-commerce while at the same time expanding it to tier II and Tier III cities considering trust in personal networks is significant in decision making for buying products. Trell says it combines short videos with commerce, enabling consumers to explore and buy from small businesses via influencer-led content.

The model's power, arguably, is that it feels accessible and there are relatively low barriers to entry for sellers. Adaptation: Consumers are more inclined to purchase products when recommendations come from family and friends, not appliances. But quality assurance, over-commercialization and reliance on quickly changing social media trends – meanwhile – can make long-term sustainability difficult.

7.4.4 Affiliate and Advertising-Based Revenue

Affiliate and advertising business models are indirect ways of earning money–by selling traffic and attention, not a product. Affiliate marketing rewards individuals (or partners) who refer clients by paying them commission through tracked links. Here, brands have an incentive to pay platforms to showcase their products more prominently through banners or sponsored listings and via targeted ads.

Amazon and Flipkart are leading forces that use advertising revenues in the Indian e-commerce space. Their large traffic levels make them a zone where sellers can pay for exposure. They are also these platforms' main sources of revenues, including sponsored outputs, product placements and targeted campaigns. Meanwhile, on the affiliate side of things, digital influencers, bloggers and Youtubers direct traffic to these websites and receive a commission for every sale they refer.

Large models like these are easy to love, but you need to keep a tight rein on them. Too many ads can ruin the user experience and overly deceptive affiliate offers could harm trust with consumers. However advertising and affiliate revenue are still important additions to gross retail revenue streams in today's e-commerce world.

7.4.5 Hybrid Monetization Strategies and Future Trends

The pressure to be profitable is causing e-commerce firms to take on a more hybrid approach with various income sources. Rather than relying on one model, they combine subscription,

advertising, commission and now even financial services into a single system. This is a survivable strategy, and provides business agility to serve diverse customer bases.

Amazon is the most famous practitioner of this hybrid model, combining subscriptions (Prime), direct sales of products (some that it makes) and affiliate sales (it's getting into replacing parts on vehicles you buy from Amazon) with a very powerful advertising business. And the food delivery apps, Swiggy and Zomato in India, are no different with hybrid monetization — they make money through delivery fees as well as restaurant commissions and both of them have subscription services like Swiggy One or Zomato Gold in addition to advertising revenue. These multi-faceted methods spread risk and optimise earning potential.

In the future, new trends will continue to reinvent revenue models. Personalized subscription packages, AI enabled dynamic prices and practices concerning sustainability such as premium charges on eco friendly deliveries are emerging. Immersive shopping, using augmented reality or virtual reality, and the inclusion of financial services such as credit and insurance into e-commerce ecosystems will create new revenue channels. Therefore the monetization future will be about flexibility and consumer-centric innovation.

7.5 Summary

- E Commerce in India has transformed into multiple models including B2B, B2C, C2C & Quick Commerce catering to different types of users.
- B2B ecommerce companies such as Udaan or Moglix focus on bulk procurement, negotiated pricing and integration with enterprise systems.
- B2C platforms including Amazon, Flipkart and D2C brands are working customer experience, personalisation, loyalty as enabler strategies.
- C2C websites such as OLX and Quikr enables sales from one person to another at desired price, considering affordability, recycling and sustainability.
- Rapid commerce has acted as a major disruptor, with Blinkit, Zepto and Swiggy Instamart
- promising deliveries in 10–30 minutes.
- Micro-warehousing and dark stores are the operational gears of quick commerce which support proximity based delivery efficiency.
- Quick commerce's challenges: Unsustainable burn rates, work force burn-out and weak unit economics.
- Subscription businesses such as Amazon Prime and BigBasket BB Star guarantees predictable revenue and level of trust with the customer.
- Freemium, tiered and influencer-led social commerce platforms like Meesho, Trell create reach across audience segments.
- Affiliate and ad-supported models Profit platforms by selling visibility and traffic versus direct sales only.

- •Amazon, Swiggy and Zomato have adopted hybrid monetization models that are diversified across the value chain.
- Upcoming trends consist in profitability linked to sustainability, AI-based pricing, immersive commerce and integration of financial services within e-commerce environment.

7.6 Key Terms

1. B2B E-commerce – Online transactions are conducted between businesses (manufacturer-wholesaler-retailer).
2. B2C E-commerce (business-to-consumer) – Commercial transactions in which businesses sell products directly to a client.
3. C2C e-commerce -Trade between two private parties who sell products or services to each other.
4. Quick Commerce (Q-commerce) – The ultra-fast delivery model where basic products arrive in 10–30 minutes.
5. Dark Stores – Small warehouses in urban areas which are only used to fulfill online orders.
6. Subscription Commerce – Business model in which the customer pays a regular charge for an exclusive service.
7. Freemium – Business model where the core product is offered free of charge with add-ons being paid for.
8. Social Commerce – Combines social networking and e-commerce; friends and influencers directly affect the purchasing decision.
9. Affiliate Marketing – A model where you earn a commission for referring/redirecting customers to e-commerce sitesfgets.
10. Advertising Revenue – The makers of the product pay for sponsored listings or product placements.
11. Hybrid Monetization – Hybrid model such as Virtual + E-commerce or Subscriptions + Ads.
12. Unit Economics – It's what you are left with when you calculate the profitability of a business model down to one unit of product or service.

7.7 Descriptive Questions

1. Explain the development of Indian e-commerce, focusing on its history and drivers.
2. Differentiate between B2B, B2C and C2C e-commerce models with examples from the Indian context.
3. Discuss the rapid commerce explosion in India and how it is affecting consumers and retail.
4. Explain the functions of micro-warehousing in quick commerce and assess the challenges related to this type of operation.

5. Differentiate between subscription and freemium commerce models, Articulate how these models drive long-term value for businesses.
6. What are influencer-driven and social commerce models doing to democratise retail in tier II and tier III markets?
7. Discuss the significance of hybrid monetization models for sustaining e-commerce business.
8. Discuss how government policy making like ONDC and FDI rules have been defining the e-commerce ecosystem of India.

7.8 References

1. Chaffey, D. (2020). Digital Business and E-commerce Management. Pearson Education.

2. Laudon, K. C., & Traver, C. G. (2021). E-commerce: Business, Technology, Society. Pearson.

3. Kotler, P., Keller, K. L., Koshy, A., & Jha, M. (2022). Marketing Management: A South Asian Perspective. Pearson.

4. Deloitte India (2022). The Future of E-commerce in India: Growth Drivers and Challenges.

5. PwC India (2021). Indian E-commerce Report: Building for the Next Billion Consumers.

6. KPMG (2022). Emerging Business Models in Indian E-commerce.

Answers to Knowledge Check

Knowledge Check 1

1. c) 10–30 minutes
2. b) Blinkit
3. c) Daily essentials
4. b) Weak unit economics
5. c) Launching private labels

7.9 Case Study

"Quick Commerce and the Future of eCommerce in India"

India has seen a digital led revolution in Retail over the last decade. The market started by being dominated by the traditional e-commerce giants like Amazon and Flipkart, but gradually got overcrowded with specialized models such as B2B, B2C, C2C and recently launched quick commerce. "If you reject instant commerce, your business can die," Zhang said, "because quick commerce — within 10 to 15 minutes or half an hour — will change consumer behavior." Players like Blinkit, Zepto and Swiggy Instamart have spent billions of dollars to set up networks of dark stores as well as across predictive analytics and hyperlocal delivery fleet to deliver on this promise.

Zepto is known for its aggressive growth strategy. The company, which was founded in 2021, focused on high-density urban markets and promised deliveries in 10 minutes. It bolstered its micro-warehouses network, launched private-label products and adopted AI-powered demand forecasting. Its expansion has been rapid, but critics have questioned whether its long-term prospects are sustainable, because of thin margins, pressure on its workforce and environmental concerns. To counter this, Zepto has begun shifting gears towards profitability by trimming down store operations and even implemented partial delivery charges as well as concentrating on high margin categories.

In addition, subscriptions and hybrid monetization also are transforming consumer experiences. A service like Amazon Prime, BigBasket BB Star or Swiggy One shows how subscribers and loyalty can glue a customer to an ecosystem. Social commerce platforms such as Meesho have enabled small entrepreneurs while affiliate and advertising revenues have increased profitability for large marketplaces. And in combination, these models illustrate how innovation is not only fueling growth but also making companies re-evaluate sustainability.

This case study shows how difficult it is to manage growth, profitability and consumer demands in India's frenetic e-commerce market. Great companies innovating the business model to solution for, workforce wellness, unit economics and sustainability will be long-term leaders.

Problem Statements and Solutions

Problem 1: Unsustainable burn rates for quick commerce platforms, powered by free deliveries and discounts and high operating expenditure.

Solution: Implement tiered delivery fees; encourage higher-margin, private-label products through marketing, and utilize predictive analytics to reduce waste at stores and better manage inventory.

Problem 2: Delivery workers endure hazardous work conditions, and pressure to deliver within 10 minutes.

Solution: Rethink logistics by combining speed and safety into new delivery timelines, enact fair wage policies and create incentive systems that reward reliability as opposed to behaviors that are simply risky.

Problem 3: Users are burned out by multiple revenue models (subscriptions, ads, freemium) that leads to disengagement.

Solution: Provide options for customizable easy to manage subscription packages; to reduce invasive advertising, and concentrate on providing straightforward apparent value in premium offerings.

Reflective Questions

1. How do consumer expectations change with quick commerce versus e- commerce?
2. What could companies like Zepto teach us about navigating the balance between growth and profitability?
3. How do subscription and freemium pricing models play together in customer retention?
4. India "How can social commerce democratize access for small entrepreneurs in India?
5. To what extent should regulation be involved in maintaining ethical and sustainable e-commerce practices?

Conclusion

The quick commerce and new business models in India highlight the evolving face of digital retail. Consumer demand for convenience, speed and personalization

drives innovation, sustainability and profitability are still faced. Companies need to implement hybrid monetization models, focus on balancing employee well-being and experiment with future-ready frameworks like AI-powered pricing and green commerce. What the pandemic has showed us, is that agility and focus on customers are at the heart of resilience in this sector and platforms such as Zepto, Amazon and Meesho bear testament to the same. The Indian e-commerce landscape is, in effect, an innovation lab and how we strike that growth versus responsibility balance will define longterm success.

Retail & E-commerce Strategy Unit 8 V3.docx

Retail & E-commerce Strategy_MBA_2

Retail & E-commerce Strategy_MBA_2

ATLAS SkillTech University

Document Details

Submission ID

trn:oid:::3618:127174614

Submission Date

Jan 30, 2026, 11:20 AM GMT+5:30

Download Date

Jan 30, 2026, 2:54 PM GMT+5:30

File Name

Retail & E-commerce Strategy Unit 8 V3.docx

File Size

60.7 KB

35 Pages

9,666 Words

59,941 Characters

1% Overall Similarity

The combined total of all matches, including overlapping sources, for each database.

Filtered from the Report

- Bibliography
- Quoted Text
- Cited Text
- Small Matches (less than 10 words)

Match Groups

4 Not Cited or Quoted 1%
Matches with neither in-text citation nor quotation marks

0 Missing Quotations 0%
Matches that are still very similar to source material

0 Missing Citation 0%
Matches that have quotation marks, but no in-text citation

0 Cited and Quoted 0%
Matches with in-text citation present, but no quotation marks

Top Sources

1% Internet sources
0% Publications
0% Submitted works (Student Papers)

Integrity Flags

0 Integrity Flags for Review

No suspicious text manipulations found.

Our system's algorithms look deeply at a document for any inconsistencies that would set it apart from a normal submission. If we notice something strange, we flag it for you to review.

A Flag is not necessarily an indicator of a problem. However, we'd recommend you focus your attention there for further review.

Match Groups

- **4** Not Cited or Quoted 1%
  Matches with neither in-text citation nor quotation marks
- **0** Missing Quotations 0%
  Matches that are still very similar to source material
- **0** Missing Citation 0%
  Matches that have quotation marks, but no in-text citation
- **0** Cited and Quoted 0%
  Matches with in-text citation present, but no quotation marks

Top Sources

1% Internet sources
0% Publications
0% Submitted works (Student Papers)

Top Sources

The sources with the highest number of matches within the submission. Overlapping sources will not be displayed.

1	Internet	ijireeice.com	<1%
2	Internet	docplayer.net	<1%
3	Publication	Mariusz Pyra. "Scenario-Based Analysis of the Impact of the Electrification of the ...	<1%
4	Internet	www.mumsandco.com.au	<1%

Unit 8: Building E-commerce Infrastructure

Learning outcomes:

1. Explain the role of software and hardware infrastructure in e-commerce.
2. Apply capacity planning techniques for scalability and performance.
3. Analyze inventory management models and strategies in digital retail.
4. Evaluate payment gateway functions and cybersecurity essentials.
5. Integrate infrastructure, inventory, and payment systems for efficiency.
6. Identify challenges in data privacy, security, and supply chain disruptions.
7. Critically apply concepts through real-life case studies.

Content

8.0 Introductory caselet

8.1 Software & Hardware Infrastructure Planning

8.2 Capacity Planning

8.3 Inventory Management

8.4 Payment Gateways & Cybersecurity Essentials

8.5 Summary

8.6 Key Terms

8.7 Descriptive Questions

8.8 References

8.9 Case Study

8.0 Introductory Caselet

"A Service-level Agreement for an E-commerce Backbone"

ShopSphere, a medium-sized Indian e-commerce initiative, was launched in 2019 to reach cheap lifestyle products out to the customers of Indian Tier-II and Tier-III cities. The company started up with simple shared hosting servers and used manual processes to keep track of orders. And the arrangement held up in the early days, but as the company grew, that system started to crumble. ShopSphere's website would crash on holidays and during flash sales causing lost revenue and customer disappointment. This underscored the necessity of a strong software and hardware infrastructure planning which could support peak loads without crashing.

In order to solve these obstacles, ShopSphere migrated its infrastructure to the cloud, which now can scale more easily and has less downtime. On the side, the management addressed capacity planning - traffic estimation and load testing for peak usage times. The industry's alterations brought not just stability but cost effectiveness, since resources could be closely tailored to need.

Yet infrastructure was only one piece of the puzzle. ShopSphere additionally had difficulties with inventory control – stockouts in some parts of the country, too much product taking up warehouse space in others. The retailer adopted an AI-based inventory management system that synchronized information across warehouses and online platforms, leading to real-time visibility and faster replenishment.

Then, as customer volumes rose, the payment gateways and cyber security became more important. The business also plugged-in numerous gateways, such as Razorpay and PayU to provide a variety of payment services for the customers. But with increasing digital transactions came growing threats of phishing, fraud and attempted break-ins. To secure your information, ShopSphere is encrypted with multi-factor authentication and PCI DSS-compliance. These actions not only protected operations, but they established confidence with customers.

ShopSphere's trajectory demonstrates that success in e-commerce is not only about product and price but about the robustness of your underlying infrastructure. Infrastructure planning, capacity management, inventory optimization and cybersecurity make up the bedrock of a sustainable way to sell things online.

Critical Thinking Question:

If you were CTO of ShopSphere did how will you invest in infrastructure and inventry systems, security to balance customer satisfaction against operational efficiency vs growth.

8.1 Software & Hardware Infrastructure Planning

For e-commerce, software and hardware infrastructure planning forms the foundation on which digital operations are constructed. It means picking the best technologies, servers, platforms and integration systems for scalability, performance and security. However, if not careful enough, e-commerce stores can suffer from slow sites, frequent downtimes and inability to scale. Robust infrastructure by which business can deliver flawless customer experience and sustain operations with stability.

8.1.1 Introduction to E-commerce Infrastructure

E-commerce architecture is the integration of technology, such as servers, databases, networks and software into a unified package or system. It keeps things running seamlessly and does so by helping with website speed, order fulfillment management, inventory control and secure payment processing.

• Web Servers

Web servers host e-stores and receive requests from customers. Servers that are dependable, ensuring fast site load times and less downtime.

• Databases

Databases contain essential information for products catalogs, customers' profiles, and transactions records. Perhaps SQL or NoSQL, with their well-defined data handling?

• Networking Systems

Customers are connected to the platforms via efficient networks thereby achieving low latency and uninterrupted access. While low bandwidth can cause spikes in traffic to get out of control.

• Security Frameworks

Security barriers like firewalls, SSL certificates and intrusion detection systems are designed to safeguard this sensitive data and help engender trust with your customers.

• Scalability Mechanisms

Infrastructure has to be adaptable for growth. Drag and drop features including load balancers, and auto-scaling help to mitigate system crashes in peak times.

8.1.2 Frontend and Backend Technologies for E-commerce Platforms

Frontend and backend are the core of an e-commerce platform. The frontend represents the customer facing interface and context, whereas the backend is responsible for running operations behind a UI.

• Frontend Frameworks

HTML, CSS and JavaScript – and frameworks like React/Angular – bring designs to life inside the browser.

• User Interface (UI) Design

Simplistic design gives superb flexible control of searching and the power to immediately find what your customer searches for without any hassle! This course will walk through how you can simplify the customer experience with simplified UX/UI and aided navigation.

• Backend Frameworks

Along with PHP, Python, Ruby on Rails and Node. js power backend has efficient product management, orders and payments.

• Databases and Storage

Databases Backend systems are deeply integrated with databases for generating product lists, managing inventories and accessing customer information in a safe and secure environment.

• APIs and Middleware

The backend communicates with the frontend using API, or interface that allow it to communicate with two different systems -- for example, ecommerce platform and other such as payment gateways and logistic services.

• Performance Optimization

Frontend and backend components must work together, to deliver a fast reacting and smoothly responsive system on the user's actions.

8.1.3 Cloud vs On-Premise Infrastructure: Pros and Cons

Public and on-premise models are two very distinct methods for hosting your e-commerce solution. They have their own pros and cons, which is based on company requirement.

• Cost Structure

Cloud systems have a pay-as-you-go service, which minimize capital expenses. On-premise infrastructure is the same, but on a larger scale of purchase and service.

• Scalability

With cloud, it has the ability to scale up instantly in case of traffic spikes as opposed to an on-premise scaling which is bound and necessitates additional hardware updates.

• Control and Customization

Full control over both hardware and software is available with on-premises solutions. Control is reduced in the cloud system as capabilities are controlled by providers.

• Maintenance Responsibility

Updates and security patches are the responsibility of cloud providers. Local solutions need IT teams to look after them.

• Security and Compliance

Cloud services provide good security, but there are issues of privacy. Local deployments offer more control, but require increased investment in security on the customer side.

• Disaster Recovery

Only cloud comes with flexible backup and disaster recovery options. It's more expensive and on-premises recovery is also something you have to prepare for.

Did You Know?

"By 2025, over 85% of enterprises worldwide are expected to adopt a cloud-first strategy for their infrastructure needs, yet on-premise systems remain vital for industries where data privacy and regulatory compliance are top priorities."

8.1.4 Platform Choices: Custom Development vs SaaS (e.g., Shopify, Magento)

The decision of platform is a strategic one that affects the way an e-commerce business will operate and scale. Retailers have the option to develop customized frameworks or go with Saas-based models.

• Custom Development

Made-to-measure solutions that provide organizations with total adaptability, and the freedom is in their hand. But they are more expensive and need developers with special knowledge.

Example:

Amazon is the most recognizable company on a pure built-from-scratch e-commerce platform. Its exclusive technology has full control over its recommendation engine, Prime

ecosystem, and massive logistics integrations. This differentiation gives Amazon unmatched

personalisation, advanced search functionality and performance optimised around billions of SKUs.

Likewise, Walmart has built its own platform (Walmart Global Tech) to enable omnichannel capabilities that toggle physical-store inventory with online orders in an environment that encourages "innovation," such as curbside pickup and real-time stock visibility.

• SaaS Platforms

Shopify, Magento, and WooCommerce SaaS vendors offer off-the-shelf solutions for quicker installation time and lower initial costs.

Example:

Allbirds (ecoleather shoe brand) runs their e-commerce platform on Shopify: the infrastructure to roll out local online shops by a brand in marketers efficiently and without high running costs. This decision allowed Allbirds to concentrate on marketing and sustainability positioning instead of back-end technology. UK-based athleisure brand, Gymshark also went global on Shopify Plus using SaaS flexibility to implement flash sales and integrated shipment all across the globe without needing to construct new infrastructure.

• Scalability

Bespoke systems scale with business growth, but SaaS solutions are inherently scalable with limits on customisation.

Example:

Zalando (Europe's biggest online fashion retailer) has invested in custom-designed systems that enable it to cope with huge seasonal traffic spikes during sales. This enables near-

instant page loads and a frictionless consumer experience. Furthermore, Heinz's own direct-to-consumer (D2C) store went live in the middle of the pandemic via Shopify Plus and scaled without any need to invest servers or concern over downtime thanks to Shopify's cloud scalability.

• Maintenance

Updates and security are managed by SaaS platforms which means less work for IT. Maryland is correct that tailor-made code means continuous support and technical know-how.

Example:

Warby Parker built its own platform, so it needs a permanent tech team to maintain tools like virtual try-on and prescription management. This provides unique

customer experiences but requires continual investment." Meanwhile, Kylie Cosmetics operates its store on Shopify Plus, which receives automatic security updates and feature improvements—meaning the brand is able to concentrate on marketing and product launches rather than development.

• Integration

Custom platforms can be more easily integrated with the existing systems, rather than plugins and third-party connectors that often are used in SaaS plans.

Example:

Nike's unique digital ecosystem connects directly with its ERP, CRM and loyalty program (Nike Membership), providing a unified view of the customer and a cross-channel experience.

This deep integration enables hyper-personalized recommendations and inventory optimization. On the SaaS side, Beardbrand (grooming products), for example, runs on Shopify and has third-party apps handling everything from CRM to marketing automation to subscription management–which means that integrations are fast but also a little less flexible.

• Speed of Deployment

SaaS solutions can be spun up in days, whereas custom may take months to conceive, develop and deploy.

Example:

PepsiCo launched Pantry Shop. com and Snacks. com on Shopify Plus in less than 30 days amidst the pandemic, efficiently fulfilling the appetite for direct-to-consumer snack delivery. In contrast,

It took Target several years to build and migrate to its own platform, but in the end it got the ability to roll out better fulfilment options and personalized marketing under its control.

8.1.5 IT Architecture and Systems Integration

A strong IT foundation makes certain all e-commerce systems — sales, inventory, logistics, payments and customer service — are in sync. Integration reduces silos and increases efficiency.

• Modular Architecture

Modularity promotes flexibility in the system. Each module — payments, inventory, and the like — can be separately refreshed while operations continue.

• Middleware Solutions

Middleware is the layer that ties various systems together, so that data flows easily between the frontend, backend and third-party services.

• ERP and CRM Integration

There are finance, supply chain, and stock data integreationship management The Part CRM tracks customers' interactions. Together, they improve decision-making.

• Omnichannel Synchronization

Integration keeps stock levels, prices and promotions aligned between online and offline channels so that customers enjoy seamless shopping experience.

• Security Architecture

Robust IT architecture should be hardened with security features including authentication, encryption and compliance checks at each level.

• Scalability and Reliability

Well-integrated platforms mean you can scale your infrastructure as demand increases but still be confident it will remain stable (and the risk of downtime reduces).

8.2 Capacity Planning

The concept of capacity planning in an e-commerce context refers to the process of ensuring that the technical systems have capacity more than enough to cope with current and future demand, without unexplained failures. It is about predicting the volume of visitors, readying offer systems for peaks and planning measures that ensure interference-free operations. Without some form of capacity planning, companies risk having their Web site go down or failure of transactions to process or orders are being fulfilled at times when online sales become most critical. It serves as an anticipatory and strategic role; it guarantees that the systems will be ready to scale when the growth kicks in and that costs can be contained.

8.2.1 Importance of Scalability in E-commerce

E-Commerce Scalability allows you to be ready for and withstand the storm of growing future needs. Whether for seasonal sales, marketing efforts or simply as your business grows customer traffic can increase and scalable systems makes sure there are no bottlenecks or the need to remove customers from the service.

• Customer Experience

Scalable systems help keep website fast and checkout seamless even during traffic spikes. And it works customers are less likely to bail on a cart if the quality stays the same.

• Cost Efficiency

Scalability is flexibility, not investor over-enthusiasm about building infrastructure. Companies can ramp up in peak seasons and ramp down afterward.

• Business Growth

Startups are normally niche markets, though more specifically products and services that are still in the testing phase. Easily grow with your customer base as your infrastructure scales from small to large deployments.

• Technological Flexibility

Integration with emerging technologies like and AI chatbots, or recommendation engines without a complete re-design of the system thanks to its scalability.

• Competitive Advantage

Reliability is a cornerstone quality which will help you gain your customers trust with your brand, and in turn their loyalty. Reliability of this nature results in the differentiation of competitive markets.

• Crisis Management

one-offs like viral give-aways, are tests of infrastructure. Such occurrences are normal in scalable systems, provided they do not result in downtime or customer dissatisfaction.

8.2.2 Traffic Estimation and Load Testing

Needs such as traffic prediction and load testing become mandatory. While traffic forecasting is a prediction of user behavior, load testing is exercising systems to understand how they handle under stress.

• Forecasting Techniques

To estimate demand, historical sales records, seasonality factors and promotional calendars are used. Advanced analytics tools improve accuracy.

Example:

Amazon forecasts traffic for events such as Prime Day and Black Friday using predictive analytics and machine learning models. These predictions factor in things like past sales trends, searches, marketing spend and even weather data to estimate how many people are likely to visit at what times. This enables Amazon to pre-scale its infrastructure to meet demand. Walmart uses comparable AI-driven demand forecasting models to ready both its online and physical stores for spikes in demand over Thankgiving and Christmas so that it can replenish the right products where they are most needed, and ensure servers don't go down during peak sales hours.

• Peak Traffic Preparation

Retailers simulate high footfalls during events like Diwali or Black Friday. This avoids sudden system crashes.

Example:

In India, the retailer Flipkart conducts stress rehearsals called “Big Billion Day” scheduled months before. They simulate Diwali-season user behavior on their staging servers to make sure that checkout flows, payment gateways and inventory updates run seamlessly under the peak traffic. Target also does “war room” preparations leading up to Cyber Monday, when engineering teams monitor systems in real time and scale resources on the fly to avoid outages like the one that hit in 2015, when its website went down during traffic spikes.

• Load Testing Tools

Thousands of virtual users run software tools that act like real customers and browse your site, make a purchase or abandon their carts to identify weak spots.

Example:

Best Buy employs load-testing tools like Apache JMeter and LoadRunner to simulate millions of customers' searches for products and purchases at the same time. This

prescriptive and proactive testing enables Best Buy to identify weak links (for example, slow database queries or hardware that’s under- provisioned) before launching their Black Friday campaigns. Myntra (Indian fashion e-

tailer) load tests in many browsers and devices to deliver a seamless experience for its mobile-first customers.

• Stress and Spike Testing

Stress testing tests a system beyond capacity, spike testing measures for sudden surges. Both reveal thresholds of endurance.

Example:

Before Prime Day, Amazon runs stress tests, deliberately overloading systems with much more traffic than expected to guarantee that it has enough buffer capacity. This helps Amazon not fall down during the sudden peaks from viral deals or influencer-led sales. And Nike does spike testing before sneaker launches on its SNKRS app, which millions of users sign into within seconds of a drop. This testing is how Nike prevents site crashes and cart failures during high-traffic events.

• Endurance Testing

Long duration simulations how systems behave in heavy traffic for an extended period such that stability can be verified over hours or days.

Example:

Alibaba's tech team conducts 24–48 hour damage test trials before Singles' Day (World's biggest online shopping event). These are tests that simulate testing the servers, payment systems and databases at peak levels; such as would be used for a continuous volume of transactions. This is crucial as Alibaba processes sales worth billions of dollars in 24 hours and the systems have to tackle

stay fast and stable throughout.

• Data-Driven Improvements

Performance testing insights inform the optimisations like upgrading the server, tuning database or refactoring for improved performance.

Example:

Etsy leverages performance testing data to iteratively rewrite its codebase and improve database queries, decreasing page load time while increasing cart conversion. Walmart built their "Project OneOps" infrastructure platform after reviewing test results for example, which now enables auto scaling of servers and cut down the time to launch deployment from hours to mins. And that means they have a very high available site, even while demand is fluctuating.

8.2.3 Infrastructure Scaling Strategies (Horizontal vs Vertical)

Scaling infrastructure is when resources are increased to satisfy demand. Vertical handles big machines, horizontal does load balancing to more than one machine.

• Vertical Scaling (Scale-Up)

Server Power is Boosted by Upgrading Hardware like CPUs, RAM, or Storage It's straightforward but bound by physics.

Example:

Smaller e-commerce players, such as regional grocery chains or boutique brands, typically start by vertical scaling: upgrading the server of hosting they use for more memory or faster processors as traffic grows. "This is the way we want to make it simple for people to achieve their access patterns when they are small." For example, early-stage Shopify Plus customers vertically scale by moving up through increasingly larger tiers of hosting to be able to have more concurrent users before needing distributed systems. Scaling vertically is great until you reach the point of diminishing returns and it's just too expensive to upgrade further for your particular workload.

• Horizontal Scaling (Scale-Out)

More servers can be added which then distributes the load, actually making the solution more fault-tolerant and scalable. It works well for big e-commerce platforms.

Example:

Amazon was an early proponent of horizontal scaling using AWS, developing massively distributed systems which are actually running on thousands of servers around the world. This allows them to cushion against huge spikes during events such as Prime Day without downtime. Alibaba Cloud employs horizontal scaling in the same way for Single's Day — bringing on thousands of extra servers to handle billions of transactions in a single 24-hour period, and keeping users streaming without lag.

• Load Balancers

Incoming traffic is evenly distributed across servers for a well-balanced load.

Example:

Walmart leverages leading-edge load-balancing technology, which works dynamically at every point of presence across the globe to route traffic smartly into the data centers that are nearest to users enabling lower latency and fewer hops.

improves checkout speed. Netflix also uses multifaceted load balancing (software, DNS) to route a user to the closest available cluster of servers so there are no downtimes.

streaming at peak even with the same idea deployed in retail to keep websites responding.

• Microservices Architecture

Decomposing systems into small services enables scale-out for each service. The payment system or a search function can grow without being in the way of others.

Example:

Amazon follows a microservices architecture where each function (search, recommendation engine, cart, checkout, payment etc.) exists as separate service. This enables Amazon to scale its payment services separately during peak times of checkout, or

scale search services at the time of deal browsing high points. Netflix and Uber both use similar architecture building blocks, which allows them to deploy changes quickly and scale independently — even retail platforms such as Flipkart are adopting this pattern so that when one feature fails, users minimize the blow.

• Hybrid Approach

Retailers frequently will use a combination of vertical and horizontal scaling to achieve the right mix of cost, complexity, and flexibility.

Example:

Target takes what is known as a hybrid scaling approach, a mix of on-premise infrastructure and cloud resources from Google Cloud. This enables Target to run the core of its operations on its own servers and store all of its sensitive data there, while bursting into the cloud for seasonal surges that sales spikes, such as Black Friday, create. This blend lowers price and ensures performance for demand spikes.

• Cloud Auto-Scaling

Cloud services that dynamically allocate resources in real time to meet surge demands (and de-allocate to reduce costs when demand is low).

Example:

Etsy leverages AWS Auto Scaling to automatically add EC2 instances during flash sales and shrink back to daylight, saving in operational expenses. Also using cloud auto-scaling during its End-of-Reason Sale is Myntra in India, where traffic is known to shoot up by 10x within minutes -- a necessity for enabling the app to run well and keep those conversion rates high.

8.2.4 Disaster Recovery and Backup Planning

Disaster recovery is about being able to keep the lights on after a disaster, while backup planning is for keeping data safe. These protocols protect the system against crashing, cyberattacks and natural disasters.

• Recovery Time Objective (RTO)

The RTO dictates how fast services need to be "healed". Minimal downtime is critical for many e-commerce companies who want to prevent loss of transactions.

Example:

Amazon Web Services (AWS) does its Share to achieve very low for RTO, and frequently the lessening

targeting recovery within minutes. On Prime Day, down time can equate to millions in lost revenue, so Amazon has redundant infrastructure and automated failover to bring services back online as quickly as possible. Likewise, Walmart Global Tech leverages multi-region deployment and real-time replication to restart its site in minutes after a server or region failure, making it possible to keep its online store operational during seismic events such as Black Friday.

• Recovery Point Objective (RPO)

RPO measures acceptable data loss. In terms of payments, sub-second RPO is needed to safeguard both transactions and customer confidence.

Example:

For example, PayPal, a ubiquitous payment service provider among retailers worldwide, enjoys close to RPO zero (effectively lossless) by actively replicating transaction data across several global in real time. This way, a payment is never lost if one data center goes down in the middle of transaction. Amazon also instantly mirrors order and payment data across regions, so customer orders can be "found" even in the event of an instantaneous failure."

Featuring trust protection and fulfillment continuity.

• Backup Strategies

Retailers also operate on- premise, off-premise and cloud backups. Many rely on three copies, two media and one off-site (the 3-2-1 rule).

Example:

Best Buy uses hybrid backup with cloud-based replication and daily snapshots kept off-site. That's so they can restore more than just website content, including inventory, pricing and customer information in the event systems are compromised. Flipkart also follows the 3-2-1 back-up principle with encrypted backups spread across multiple cloud vendors for vendor dependency and resiliency.

• Redundant Systems

There are also failover servers and geographically dispersed data centers to keep things running even if one site goes down.

Example:

Alibaba leverages a multi-active data center architecture for Singles' Day, in which multiple active up-and-running data centers share traffic at the same time. When one goes down, the load instantly transfers to others with no user downtime. Target employs a similar strategy, where duplicate systems are deployed across regions in the US and can failover instantly in case of hardware or network outage.

• Testing Recovery Plans

These simulation drills are an opportunity to test staff readiness and system efficiency so that recovery plans function during real crises.

Example:

Netflix s Chaos Monkey and other Simian Army tools are well known for intentionally breaking production systems to verify that failover and recovery processes work. Retailers such as Walmart and Amazon prosaically stage disaster exercises ahead of major sales to make sure their teams can cope with real-world outages ranging from payment processor problems to DDoS attacks.

• Disaster Recovery as a Service (DRaaS)

Third party cloud services have also developed cost effective automated recovery for smaller entities.

Example:

Niche e-commerce retailers like Beardbrand and Gymshark are also able to take advantage of the built-in DRaaS features of Shopify Plus — automatic backups, CDN failover, and global server redundancy — without building their own infrastructure. Retail clients employing Azure Site Recovery or AWS Elastic Disaster Recovery will benefit from a fast, automated recovery without having to spend big dollars creating their own duplicate data center.

8.2.5 Performance Monitoring and Optimization

Performance monitoring monitors the health of the system and optimization increases speed and adds reliability. Both are there to make sure customers have a pleasant shopping experience.

• Key Performance Indicators (KPIs)

Things like page load time, server response and error rates are indicators of system health in the moment.

Example:

Amazon monitors KPIs at near-granular level such as page load time per millisecond, cart drop rate, and latency per API request. That gives Amazon the leeway to identify slowdowns before millions of customers are affected. For example, Walmart tracks conversion rates and latency for key workflows, such as product search and checkout, allowing them to determine which fixes would deliver the most revenue impact during their peak events (for instance, Black Friday).

• Monitoring Tools

Datadog or New Relic, for example, monitor application performance across applications, databases and network interconnects in real-time.

Example:

At Etsy, Datadog monitors app performance, server health and microservices communications; which helps identify bottlenecks quickly. The likes of New Relic and home-built observability apps at Myntra track app crashes, slow API responses as well as server load – imperative in the midst of blockbuster events like End of Reason Sale where even a micro-second down time could mean loss of massive revenue.

• Caching Techniques

Offline storage of static content decrease load times making user experience better on high traffic.

Example:

What is true is that Amazon leverages fairly aggressive caching for speed improvements, at several levels: in your browser, on the edge (via CloudFront), and server-side. Nowhere is that more important than on Prime Day, when millions of customers join you in searching for a deal. Flipkart uses in-memory caching using solutions such as Redis to cache the product catalog data, so that there are lightning fast responses even when you have millions of users making searches at once.

"Activity: Designing a Capacity Plan for a Festive Sale"

Walmart's engineering teams regularly optimize database queries and use sharding

techniques to distribute data across multiple servers, preventing slowdowns during checkout. Zalando, Europe's leading fashion retailer, uses PostgreSQL optimization and read replicas to keep search results and product detail pages responsive despite massive traffic spikes during

seasonal sales.

• Content Delivery Networks (CDNs)

Instead, global delivery of media content can provide customers quick nearline access to the medium at any location in the world.

Example:

Alibaba leverages its global CDN network to make sure that kcustomers in Europe and SEA get single-digit millisecond load times during Singles' Day. Nike also utilizes Akamai CDN in order to

serve images, videos and dynamic content more quickly — a key need for its visually rich product pages and launches of sneakers through the SNKRS app.

• User Experience Analytics

Heatmaps and recording tools can be used to dissect browsing behavior so you can further reinforce where customers go on site or checkout.

Example:

Sephora uses tools such as Hotjar and Google Analytics to analyze where users are dropping off during checkout, which leads into UX improvements around reducing the number of form fields and faster mobile checkout.

At Amazon, they do A/B testing at scale with hundreds of experiments a day on navigation layout, button placement, and recommendations to continually improve the user experience and increase conversions.

Put yourself in the place of a manager of an IT department for an e-commerce firm, gearing up to handle a seasonal sale season during which your traffic could surge by five times. On your own Implement a capacity plan, which details how you would estimate traffic, validate load conditions and determine when scaling should be done. Make sure there won't be any gaps in your disaster-recovery plan and performance-monitoring tools. This exercise is meant to encourage taking theoretical knowledge and applying it to real-life issues in capacity planning.

8.3 Inventory Management

E-commerce inventory management is the organizing, planning and controlling of the flow/storage/movement of goods to allow for ultimate customer satisfaction. The traditional store has restricted inventory--physical stores sit on the ground in a fixed location, whereas e-commerce is spread across multiple warehouses, online platforms, and into cross-channel sales. Efficient inventory management provides the right products at the right time, lowers holding costs and leads to satisfied customers. It is the foundation of process effectiveness, connecting supply chain management, logistics and customer experience in one seamless system.

8.3.1 Basics of Inventory Management in E-commerce

Stock levels Stockholding is simply the core of inventory management, that stock amounts are enough, precise and cater to and correspond with demand. In the world of e-commerce, the rewards and risks are even higher as speed bumps or errors impact customer confidence.

• Demand Forecasting

Demand forecasting is the process of analyzing past sales, seasonal trends and promotions to predict future requirements. In areas such as e-commerce, forecasting is crucial to be able to prevent stockouts in periods of high demand such as seasonal holidays or flash sales. It also helps to manage slow moving items – by avoiding capital being locked up in such inventory.

• Stock Replenishment

Restocking makes sure that what's selling fast doesn't sell out. E-commerce sites are using algorithmic solutions that automatically place reorders once the inventory level falls below a certain minimum. This method minimizes human errors and guarantees the availability in case of surprise increase in demands.

• Safety Stock Maintenance

A safety stock serves as a cushion against uncertainties, for example late deliveries from suppliers or unanticipated spikes in sales. As during a global supply chain shock, the enterprises with enough safety stock are easy to operate but lack of it means running out of goods.

• Inventory Categorization

Employing an approach such as ABC analysis, firms sort their inventory into categories based on value and significance. This provides for more detailed monitoring of high-value items and less cumbersome control over items of low value.

• Automation and Technology

With today's modern inventory management, software effectively updates stock levels in real time, matches up across your channels and minimises mistakes. All this happens in an instant: Warehouses, online platforms and suppliers are all linked together by prosaic computerized systems of supply.

• Cost and Customer Balance

Cost effectiveness versus shopper satisfaction balances the — well, basics of inventory are everything, right? Overstocking leads to high storage costs, yet understocking erodes customer loyalty. The best treatment strikes a balance.

8.3.2 Centralized vs Decentralized Warehousing

Warehousing Out #2 Types of warehousing models dictate how an inventory will be stored and shipped out, it has a direct impact on delivery times, cost and prices as well as the consumer retail experience.

• Centralized Warehousing

Here, one or a few large warehouses cover several regions. Centralization reduces overhead costs with single source resources and ease of monitoring/controlling. However,

deliveries to far-away shoppers are slower and more costly, which hampers its success in places where turnaround time is crucial.

Example:

IKEA operates a centralized warehousing model with regional warehouses that can supply several countries or geographical territories. This enables IKEA to keep its storage costs down, have better control over the inventory level and benefit from the economies of scale. For example, its European DC's stock and supply a couple of stores across borders, the overall efficiency of the operation is reduced; however this results in a slightly longer lead-time for some customers.

• Decentralized Warehousing

Decentralized systems distributes inventory across a number of small warehouses located nearer customers. This minimizes lastmile delivery times and facilitates same-day delivery concepts. The downside is increased maintenance, staffing, and forecasting.

Example:

Amazon is known to run a very decentralized network of fulfilment centers and sortation hubs (which are located near large urban centers); Subscribe: Amazon operates a highly decentralized network of fulfilment centers and sortation hubs | Source to Be In The Document. This is what enables Amazon's promise to deliver in one day at a profit, and it is not easily replicable.

or, in a lot of markets, same-day Prime delivery. Inventory is spread algorithmically across warehouses according to forecasted local demand, which reduces the distance and time for shipping.

• Operational Control

With centralised warehouses, it is easier to maintain control and be efficient, while with local warehouses you add a layer of complexity in terms of knowing what is where, monitoring stock levels and making necessary adjustments.

Example:

Europe's number-one online fashion retailer, Zalando, leverages a partially centralized model to maintain strict control over inventory accuracy, pricing and the management of returns. This gives them

fulfillment and return processing efficiency. Flipkart, on the other hand, has decentralized warehouses across India which need advanced inventory balancing mechanisms to have popular items in multiple hubs but without excess stock.

• Scalability and Flexibility

Decentralized scale faster in a growing market, vs. centralized extend a hub model. Some hybrid approaches use both to minimize costs and time.

Example:

Myntra (India) employs a decentralized warehousing model for rapid Tier-2 and Tier-3 city expansion by rolling out a small number of new fulfillment centers as demand increases. This enables

them to scale more quickly than if they were constructing a single big warehouse. By contrast, Costco uses a traditional model based on a few large distribution centers that they grow slowly, and they ship to mostly their warehouse-style stores.

• Risk Management

Decentralized models provide resilience — if one warehouse is disrupted, the others can step in. There is more risk using centralized models in that failure at one point has an impact on the whole system.

Example:

At the outbreak of the COVID-19 lockdowns, Amazon's decentralized network enabled it to redirect orders from shuttered or overwhelmed fulfillment centers to others that were still operational, ensuring service remained in place. By contrast, retailers with single central hubs (such as some regional grocers) faced critical delays when their primary location was hit with local restrictions or labor shortages.

• Hybrid Practices

Hybrid warehousing is often practiced by these e-commerce giants where there are large central hubs serving bulk stock and the smaller local hubs or even dark stores to serve quick deliveries. This balances cost and efficiency. Example:

And Walmart has the hybrid: big regional distribution centres to handle bulk inventory replenishment and "market fulfilment centres" (in-store dark stores) to manage locale Fortunately for both, growth is growth.

same-day or next-day delivery. The result leaves Walmart with the cost advantages associated with centralization and the speed advantages that come from having decentralized suggests, enabling it to directly challenge Amazon's fast delivery promise.

8.3.3 Distribution Channels and Last-Mile Delivery

Distribution channels are how products get from warehouses to consumers. This is then frequently paired with last-mile delivery, the most expensive and crucial part of fulfilment, in e-commerce.

• Direct-to-Consumer Distribution

Retailers could handle the logistics themselves and fulfill directly, giving them complete control over the experience. Though more expensive, retailers have the ability to design and brand packaging if they choose to go with this model. Example:

Nike has its own direct-to-consumer (D2C) distribution channel via Nike. com and its SNKRS app, by doing warehousing, packaging and delivery in-house. This enables Nike to have complete control over the unboxing experience and now deliver custom messages, branded packaging as well as loyalty rewards. Apple also operates a D2C model and it controls its supply-chain and shipping (no puns intended), which strongly supports the premium brand.

• Third-Party Logistics (3PL)

Working with logistics companies can help businesses grow their operations, without massive investment. 3PLs bring expertise, a network and resources to get goods moving.

Example:

For cross-border deliveries, where it does not have a logistics network in place yet, H&M works with DHL and other 3PL providers. This leaves H&M to concentrate on the stock assortment and a DHL logistics partner for an expert advice in customer clearance, warehousing and last-mile distribution. Many D2C companies such as Warby Parker or Glossier leverage 3PL partners when in growth mode to scale quickly without having to build their own fulfillment network.

• Marketplace Fulfilment

Marketplaces such as Amazon also provide fulfilment services, where sellers store items in marketplace warehouses and the platform manages shipping. It lowers the workload for sellers but raises reliance on market policies.

Example:

Fulfilment by Amazon (FBA) is a perfect example, with millions of small and medium sized sellers shipping their products to Amazon's fulfilment centres. Amazon then handles picking, packing and delivering orders through the Prime program, providing fast delivery for customers so sellers can better concentrate on marketing and sourcing. The India version of this is Flipkart's "Flipkart Fulfilment" service, which provides warehousing and last-mile delivery to partner sellers in India.

• Last-Mile Delivery Costs

The last mile delivery leg is usually the most expensive, necessitating personalized routing and multiple stops. Congestion, inaccessibility of the rural areas and fuel cost are additional challenges.

Example:

Walmart has backed Spark Driver, a gig-worker–fueled delivery platform meant to crowd-source deliveries from local stores and save the company money on last-mile. And it allows Walmart to reduce costs and reach into less urban areas. Amazon leverages its Neighborhood Delivery Partners in India (I Have Space program) which saves costs by employing neighbourhood-based, local small shopkeepers to deliver products within their locality.

• Technology in Last-Mile

Artificial intelligence based routing optimization, GPS tracking and real-time alerts boost speed and transparency. Customers enjoy flexible delivery slots, and companies save money. Example:

Amazon employs AI-based systems that can replan delivery routes dynamically and even constantly optimise according to traffic, weather and real-time order volume. Customers get live package tracking and delivery time estimates. Domino's Pizza uses G.P.S. for its pizza delivery fleet, and customers can see where their pizza is in real time, a technology that could be easily adapted for e-commerce deliveries to add transparency and delight the customer.

• Sustainability Concerns

Many individual deliveries multiply the environmental costs. Retailers are now experimenting with consolidated delivery slots, green vehicles and pickup points in an effort to cut their company's carbon footprints.

Example:

IKEA has committed to an all-electric last mile delivery fleet in its major cities by 2025.

significantly reducing emissions. Amazon provides "Amazon Day Delivery," which allows customers to bundle multiple orders into a single delivery each week, thereby cutting down on packaging and trips by vehicles.

Walmart and Carrefour are experimenting with pickup lockers and curbside collection services to reduce repeat trips and make the practices more sustainable.

8.3.4 Handling Returns and Reverse Logistics

Returns are a type of transaction that commonly occur in ecommerce as products don't match, the customer is dissatisfied, or defects arose. These returns and the systems to manage them effectively are known as reverse logistics.

• Return Policies

Clear, flexible and shopper-friendly policies convey trust and stimulate conversions. Obscure or narrow policies are turning off consumers from shopping online.

Example:

Zappos (owned by Amazon) staked its brand reputation on a 365-day free return policy, and free shipping both ways. Its generous return policy takes risk out of the equation for shoppers buying shoes online, and reinforces Zappos' position as a retailer whose customers come first. IKEA also has a 365-day return period for unopened items, which provides an added sense of security when buying big-ticket furniture.

• Inspection and Sorting

Returned products are evaluated to determine usability. Reloading, refurbishing, recycling and disposal options vary for their condition. Smarter sorting means less waste and more value.

Example:

Amazon has special return centers where returns are inspected with the help of artificial intelligence, and items are then sold by Amazon or sent to "Amazon Warehouse Deals" as discounted stock, or liquidated. This way you create value and there is less rubbish. Best Buy organizes returned electronics into categories — restockable, refurbishable and recyclable — via its Geek Squad program to help quickly re-channel items.

• Operational Costs

Reverse logistics is expensive due to transportation, repackaging and inspection. There's a tradeoff, but it has to be made.

Example:

Walmart has store drop-off returns, which save the company on getting returned products back to warehouses -- customers can just bring their online purchases to their local stores. Return shipping costs are cut and items return to inventory more quickly. Target's "drive-up returns" offering enables customers to return items curbside, decreasing handling time and costs.

• Fraudulent Returns

A few customers abuse policies, returning worn or fake items. AI- powered tools are used by businesses to identify abnormal return patterns.

Example:

Amazon relies on machine learning to flag accounts with unusual patterns of returns — including atypical packages or abuse claims — and may warn or ban these customers. Macy's and Nordstrom tracks the return rate per customer account and uses fraud analytics to identify real high-return customers (such as people who buy a lot of apparel) versus fraudulent cases.

• Sustainability Integration

Returns are linked to sustainability. Non-sellable items are either reused or recycled to minimize impact on the environment and in turn, ensures the practice of green business.

Example:

Patagonia has passed returned clothing through its "Worn Wear" program, repairing it and putting it back on the market for sale, which cuts down on waste in the textile industry while reinforcing a sustainability message. H&M accepts returned clothing (even if not from H&M) for textile recycling efforts, with old clothes being brought to a recycling plant and transformed into raw materials for new collections.

• Customer Loyalty

Returns processing, done right, is trust-building; it helps customers to buy again and again. Effortless completion is sometimes considered as an aspect of service quality.

Example:

The "no-box, no-label returns" program Amazon operates lets people return items to Whole Foods or at Kohl's and UPS stores even if they are unpackaged — which further delights customers but also engenders loyalty. In India, Flipkart provides instant refunds for some products upon confirmation of pickup, helping to foster trust and repeat purchases.

8.3.5 Inventory Visibility Across Channels (Omnichannel Integration)

Omnichannel inventory visibility ensures stock is accurate and updated through online and physical channels. Modern customers increasingly want the shopping experience to feel perfectly smooth, regardless of whether they are shopping online or in physical stores.

Good Example: Omnichannel Inventory Visibility at Target

Target is one of the best examples of a retailer that has gotten omnichannel inventory integration right.

• Real-Time Tracking:

To keep its stock in sync across its website, app and stores, Target relies on its own Store Replenishment and Allocation System (SRAS) as well as the MyCheckout app. For customers checking online to see whether a product is available in local stores, they can see exactly which store has it and if that location has same-day pickup. This avoids overselling and reassures customers the product will be there when they arrive.

• Technology Enablers:

Target has also heavily invested in RFID tagging throughout its apparel and home offerings, enabling highly accurate, item-level inventory visibility. Their ERP and API integrations link

store- level data with online, so that in-store associates are able to view what's available and fulfill online orders quickly.

• Omnichannel Services:

Target's Drive Up, Order Pickup (BOPIS), and Same-Day Delivery via Shipt rely on real-time inventory accuracy. Target employees seek out items with handheld devices and bag them ready for collection at the curb or in store. Its "ship-from-store" model makes physical stores into miniature fulfilment centers, accelerating delivery times by sending items from one located nearest the customer (not a far-away distribution center).

• Customer Trust:

By displaying live inventory levels on its website, Target reassures customers that the item they're hoping for is in stock before they schlep to a store. It satisfies customer better* The search is kept smooth and soothe due to continuous offerings throughout the year. Target also provides real-time alerts when orders are ready, adding to peace of mind.

• Operational Benefits:

It enables Target to maximize stock holding. Take a store that has an overstock of a slow-moving SKU, for example, the inventory can be sold online and shipped from that store to satisfy demand elsewhere. This strategy averts markdowns, and evens out inventory across the network."6 Reducing holding costs.

• Implementation Challenges:

Target had to invest heavily in technology, training and operational processes to complete its omnichannel transformation. For years, they invested in upgrading their legacy systems and training store associates to manage fulfillment while also performing traditional retail work. The up-front cost was high, but it has since paid off, as Target has emerged as a leader in omnichannel retailing with brisk growth in digital sales.

Key Differentiation:

Target's edge is in operating its stores as digital fulfillment hubs, merging real-time inventory visibility with frictionless customer experiences like BOPIS, drive-up and same-day delivery. This integration has contributed to Target's doubling its e-commerce business and fostering stickiness with customers who value speed and reliability.

Knowledge Check 1

Choose the correct option:

1. The main goal of inventory management in e-commerce is:

a) Reduce ads

b) Ensure product availability

c) Cut packaging costs

d) Increase store size

2. Centralized warehousing provides:

a) Faster delivery

b) Economies of scale

c) Local flexibility

d) Decentralized control

3. The costliest stage of logistics is:

a) Warehousing

b) Last-mile delivery

c) Supplier sourcing

d) Returns sorting

4. Reverse logistics deals with:

a) New sales

b) Customer acquisition

c) Product returns

d) Warehouse design

5. Omnichannel inventory visibility supports:

a) Limited offline sales

b) Real-time stock tracking

c) Price reduction

d) Quality reduction

8.4 Payment Gateways & Cybersecurity Essentials

Payment gateways + cybersecurity = the bed rock of secure, trustworthy and efficient digital commerce. Payment gateway The technology that allows users to make secure online payments; it also releases funds from the customer's issuing bank and stores them in the merchant's acquiring bank, moving between payment networks and banks. Cybersecurity also protects sensitive customer information, helps combat fraud and fosters trust in digital payments. In today's e-commerce world, these two components are inextricably linked and the absence of either component would result in business inefficiency and loss of consumer trust.

8.4.1 Payment Gateway Functionality and Flow

An online payment gateway is a conduit that facilitates your online store to accept credit card payments. It's ability to approve payments, protect payment information and communicate with banks enables a secure transaction. Gateways are built to be friction reducers; their purpose is to make it easy for customers to bounce: check out!

• Transaction Authorization

A payment gateway processes the card when a customer enters in details and checks the information with issuing banks across card networks. That is, the authorization will verify that an account exists and that funds or credit may be accessed. The number of fraudulent or failed transactions would otherwise go up.

• Data Encryption and Transmission

Gateways encrypt the sensitive information – such as card numbers and CVV codes – before it is transmitted. This is to prevent any unauthorized parties from eavesdropping or tampering with information while the transaction is on its way.

• Communication with Financial Institutions

Gateways provide a link between merchants and acquiring banks and issuing banks through the card networks. This system processes transactions on-the-spot, anticipating the costly delays and errors less instantaneous systems incur.

• Settlement Process

2 The funds are then cleared and settled once authorized. The customer's account is debited and the merchant's account is credited, typically in a couple of business days.

• Fraud Detection Mechanisms

Contemporary gateways include anti-fraud algorithms that detect potentially fraudulent activity. Examples

comprise atypical transaction sites, matched denials, or out-of-context valuable transactions.

• User Experience Enhancement

A seamless process decreases the number of abandoned carts. Gateways can also offer options such as single-click payments, reinforced billing and enable use of more than one payment method – all of these features ensuring that the transactions go faster and get easier.

8.4.2 Popular Gateways in India (Razorpay, PayU, Stripe, etc.)

The digital payments landscape in India has expanded at a fast clip, buoyed by well-known gateways that work for businesses of any size. This gateways, on top of being compliant with regulations, offers multiple payment sources and work great with all e-commerce.

• Razorpay

Razorpay is popular choice for its developer friendly APIs and extensive support for various payment methods such as UPI, wallets, cards and net banking. Its smart functionalities cover immediate payments, auto-reconciliations and subscription billing. Razorpay is the choice of startups for its flexibility, ease of use and integration.

• PayU

The PayU solution is a secure, PCI DSS-compliant payment solution developed specifically for businesses both large and small. It facilitates multi-currency transactions, recurring payments and real-time risk management. PayU has a strong international presence that appeals to global businesses working in India.

• Stripe

Although it's been U.S.-based up to now, Stripe got its foot in the door in India with world-class infrastructure. With complex APIs, powerful analytics and integration that white labels into your business - it is perfect for those tech-enabled businesses or with international payments.

• CCAvenue

CCAvenue – One of the oldest and widely accepted gateways in India. It allows multiple regional languages and payment options and follows local regulations – a proposition that is attractive to incumbent as well as new merchants.

• Cashfree

Cashfree is known as a payouts platform, bulk disbursal and has unique UPI stack integrations. It's a popular option for gig economy platforms, lending companies and marketplaces that need to make frequent supplier payouts.

• Instamojo

Targeting small sellers, Instamojo provides an easy set-up, instant activation and cost-effective offerings. It does payment links, so that even small businesses without elaborate websites can use it.

These gateways are classic examples of a range of options available in India, whether one is targeting startups or the larger and more established enterprise and global businesses.

8.4.3 Data Encryption and Secure Transaction Protocols

Sensitive payment details are safeguarded by encryption and secure transaction protocols to prevent interception or abuse of confidential information. They encode raw text data into codes that are not legible to unauthorized people, which creates a secure environment during the transactions.

• Encryption Standards

For secruity all payment data is sent using robust encryption such as AES-256. This ensures that there is no interception or access by unauthorized to during the navigation that is made between customer, gateway and banks.

• SSL/TLS Protocols

SSL and TLS are cryptographic protocols that create a secure link between a web browser and a server. The presence of "HTTPS" in a URL signifies that these protocols are running; for website users it can create peace of mind that your data is safe.

• Tokenization

Card sensitive details are substituted for unique tokens that can be identified. Even if the data is compromised, nothing can be done with modi"ed token without original keys for de-cryption that dramatically reduces fraud risk.

• Multi-Factor Authentication (MFA)

The MFA needs at least two means of identification before the transaction can be initiated either passwords and OTPs or biometrics. This provides an additional layer of verification to card details.

• End-to-End Encryption (E2EE)

This means that only your customer and the payment processor are able to view transaction data. The Intermediaries are not able to decipher or abuse any knowledge.

• Compliance Integration

Payment Protection: Beyond Technology Secure protocols are not only technology tools, they also fall under the compliance umbrella in global regulations such as PCI DSS. They make promises to regulators and customers about the safety of data.

8.4.4 Common Cyber Threats: Phishing, DDoS, Data Breaches

SIME All about the SWISS72 SFEIM Cyber-attacks are routine in e-commerce, aiming at weaknesses of payment systems. A proactive cybersecurity approach must be able to predict and prevent these cyber threats in order to safeguard customers and businesses.

• Phishing Attacks

Phishing uses fraud to trick you into revealing sensitive information through fake emails, websites, or SMS texts. Since they rely on human fallibility, awareness campaigns are crucial.

• Distributed Denial of Service (DDoS)

DDoS attacks overwhelm servers with phony traffic, rendering websites unreachable. For e-commerce, downtime in peak sales equates to massive revenue loss. And 3) cloud-based mitigation tools, which can absorb traffic surges.

• Data Breaches

Databases with customer information could be hacked into. Reputations are tarnished punctuated by penalties and financial fraud causes.

• Man-in-the-Middle Attacks (MITM)

Customers vs. Platforms These attacks exploit communication between the customer and the platform. Those unauthorized interceptions are avoided by encrypted connections and secure protocols.

• Malware and Ransomware

Criminals use the damaging software to freeze a target's computer systems and demand payment in exchange for not unlocking it. The risk is reduced by regular updates, firewalls and antivirus programs.

• Insider Threats

Data can be abused by employees or contractors with access. Strong access controls, consistent monitoring and audits will mitigate insider risk.

8.4.5 Compliance: PCI DSS, GDPR, and Local Data Protection Laws

Compliance frameworks enable companies to adhere to global and local requirements for payment data processing. They promote customer confidence and help insulate businesses from legal liabilities.

• PCIDSS (Payment Card Industry Data Security Standard)

This worldwide standard also mandates encryption, access control and regular security testing. Failure to comply could lead to being fined, stopped from processing or adverse publicity.

• GDPR (General Data Protection Regulation)

GDPR, which is in force in the EU, is based on user consent, transparency and the right to be forgotten. Does this affect us if we're in the U.S., but service EU residents?

• Data Protection Laws in India applicable to Local What are the?

The software even complies with India's Digital Personal Data Protection Act by requiring explicit consent, data minimization, and

strict security measures. Companies also need to be mindful of local data handling to assure they are meeting these requirements.

• Consumer Rights and Transparency

In compliance, it is about making clear to customers how their data may be utilized. Clear policies boost customer confidence and trust in transacting online.

• Cross-Border Data Flows

When multinationals use the service, compliance means that data is transferred between countries in a secure and regulated way. This is to avoid abuse during cross-border operations.

• Ongoing Audits and Monitoring

Compliance is not Once Off. Organisations have to keep up with new regulations and stay on track through regular reviews, audits, updates.

8.5 Summary

- Hardware, software and network system are combined in e – commerce infrastructure planning for the efficient functioning of operation.
- User experience and operations are determined by frontend and backend technologies.

- Public and on-premises environments have unique tradeoffs around cost, scale, and control.
- Services like Shopify (SaaS model) and custom build have varying degrees of flexibility, deployment time frames and cost.
- Capacity planning enables systems' scalability for traffic estimation and load testing.
- Vertical and facilitated horizontal scaling options offers optimal use of infrastructure.
- Disaster recovery and backup solutions help safeguard from downtime, cybersecurity threats and natural disasters.
- Inventory administration reconciles the quantity of stock, models of ware housing and return logistics so as to succeed.
- Customer trust and operational co-ordination are dependent on a clear view of the inventory across all channels.
- Payment gateways secure and transmit the authorization messages securely.
- Security measures protect systems from phishing attacks, DDoS and data breaches.
- Adhering to worldwide and regional data protection regulations increases trust level and provides legal security.

8.6 Key Terms

1. E-commerce Infrastructure The technological base of the online retailing business.
2. Frontend – Client-end of an e-commerce store.
3. Backend – Behind-the-scenes data, order, and processing systems which support the platform.
4. Cloud Infrastructure – Server resources served virtually with room to grow.
5. On-Premises Infrastructure – Physical hardware and systems that are locally owned and maintained.
6. Capacity planning – The process of predicting and allocating resources to meet demand.
7. Load Testing – Generates a heavy traffic to test the performance of the system.
8. Reverse Logistics – The process of managing return and repair products.
9. Omnichannel Integration:- Inventory and Services synchronization across sales channels.
10. Payment Gateway – The platform that enables online authorization and settlement of financial transactions.
11. Encryption – Process of changing information into encrypted form to stop unauthorized departments.
12. PCI DSS – International security handling of cardholder data.

8.7 Descriptive Questions

1. Discuss how software and hardware infrastructure planning is critical in an e-commerce project.

2. Explain how frontend and backend technologies can impact user experience.
3. It demonstrates cloud vs on-premises infrastructures with relevant examples.
4. Assess the importance of capacity planning and load testing techniques.
5. Differentiate between centralized and decentralized ware houses?
6. What are the biggest challenges on returns & Reverse Logistics?
7. Describe the process involved in a transaction passing through a gateway.
8. Explain how the following industry standards, frameworks and regulations serve to enhance security in an e-commerce environment: PCI DSS, GSMA1280, GSM33-51 and GDPR.

8.8 References

1. Laudon, K. C., & Traver, C. G. E-commerce: Business, Technology, Society. Pearson.

2. Chaffey, D. Digital Business and E-Commerce Management. Pearson Education.

3. Turban, E., King, D., Lee, J., & Liang, T. P. Electronic Commerce: A Managerial Perspective. Springer.

4. Kotler, P., Keller, K. L., & Chernev, A. Marketing Management. Pearson Education.

5. Kalakota, R., & Whinston, A. B. Frontiers of Electronic Commerce. Addison-Wesley.

6. KPMG & Deloitte Reports on E-commerce and Cybersecurity in India.

Answers to Knowledge Check

Knowledge Check 1

1. b) Ensure product availability
2. b) Economies of scale
3. b) Last-mile delivery
4. c) Product returns
5. b) Real-time stock tracking

8.9 Case Study

"TechCart's Infrastructure and Security"

Background

TechCart, an e-commerce platform based in India which is rapidly growing, started off by catering to the needs of electronics and accessories purchasers. Its customer base increased by leaps and bounds within two years, thanks to aggressive marketing and festive season discounts. But then operational limitations started to present themselves. Some customers said the website's performance suffered during sale events and some encountered delays with deliveries, payment failures or an inefficient returns policy. These were problems that pointed to weak infrastructure planning, inventory management and cyber security.

Problem Statement 1: Infrastructure Scalability

TechCart servers would crash with traffic spikes leading to website shutdowns during peak time. Carts were left behind by customers, costing a lot of money in lost profits.

Solution

TechCart utilized the cloud platform with auto-scaling properties. This enabled the system to act as a load-shedding service in heavy-load periods thus minimizing downtime. Load testing was conducted prior to peak sales events to find and fix bottlenecks, while content delivery networks (CDNs) were used to boost site performance across regions.

Issue 2: Inventory and Fulfillment Headaches

TechCart was a hub and spoke configuration which made it inefficient – creatind last mile delivery lags and imbalance in stock allocation. Some areas were experiencing shortages and others had too much supply.

Solution

The company rolled out a hybrid warehousing model. Central warehouses still managed to handle widespread stock-keeping, but smaller regional hubs facilitated delivery on demand. Real-time inventory management solutions were connected with ERP software to harmonize inventory levels among online stores and warehouses. This reduced both stock-outs and overstock while increasing the fill rate, i.e. on-shelf availability customer satisfaction.

Problem 3: Payment Failure and Security Issue

Customers were quite often unable to make transactions and worried about data safety. The increasing number of phishing schemes bred suspicion, particularly in new markets.

Solution

TechCart has integrated with several gateways such as Razorpay or PayU for offering various payment options and higher transaction success rate. Security features like tokenization, 2FA

and encryption SSL/TLS were added. Regular audits brought the platform into line with PCI DSS requirements. A customer awareness drive was kicked off to sensitise the users about phishing and safe use of payments.

Reflective Questions

How does TechCart optimize the use of cloud-based infrastructure against on-premise systems and the advantages that can bring?

Could TechCart drive costs down still lower and maintain optimized inventory in its hybrid warehouse model?

How else to build customer trust in payments?

How will TechCart avoid falling foul of ever changing data protection laws?

How about new age technologies like, AI or IoT help improve TechCart's operational efficiency?

Conclusion

The TechCart case shows how infrastructure, inventory and cybersecurity issues can directly impact business growth and customer trust. TechCart was able to make these transitions by using cloud infrastructure, hybrid warehousing models and secure payment processes. The case also shows that a successful e-commerce venture depended not just on product and price but also on constructing a sturdy backbone combining technology, efficiency and customer trust. Organizations that work on fixing these aspects are going to be in a much better position to succeed so they can continue growing and remain competitive in the new digital climate.

Retail & E-commerce Strategy Unit 9 V3.docx

Retail & E-commerce Strategy_MBA_2

Retail & E-commerce Strategy_MBA_2

ATLAS SkillTech University

Document Details

Submission ID

trn:oid:::3618:127174618

Submission Date

Jan 30, 2026, 11:20 AM GMT+5:30

Download Date

Jan 30, 2026, 2:55 PM GMT+5:30

File Name

Retail & E-commerce Strategy Unit 9 V3.docx

File Size

60.8 KB

38 Pages

10,055 Words

61,377 Characters

1% Overall Similarity

The combined total of all matches, including overlapping sources, for each database.

Filtered from the Report

- Bibliography
- Quoted Text
- Cited Text
- Small Matches (less than 10 words)

Match Groups

11 Not Cited or Quoted 1%
Matches with neither in-text citation nor quotation marks

0 Missing Quotations 0%
Matches that are still very similar to source material

0 Missing Citation 0%
Matches that have quotation marks, but no in-text citation

0 Cited and Quoted 0%
Matches with in-text citation present, but no quotation marks

Top Sources

1% Internet sources
0% Publications
1% Submitted works (Student Papers)

Integrity Flags

0 Integrity Flags for Review

No suspicious text manipulations found.

Our system's algorithms look deeply at a document for any inconsistencies that would set it apart from a normal submission. If we notice something strange, we flag it for you to review.

A Flag is not necessarily an indicator of a problem. However, we'd recommend you focus your attention there for further review.

Match Groups

- **11** Not Cited or Quoted 1%
  Matches with neither in-text citation nor quotation marks
- **0** Missing Quotations 0%
  Matches that are still very similar to source material
- **0** Missing Citation 0%
  Matches that have quotation marks, but no in-text citation
- **0** Cited and Quoted 0%
  Matches with in-text citation present, but no quotation marks

Top Sources

1% Internet sources
0% Publications
1% Submitted works (Student Papers)

Top Sources

The sources with the highest number of matches within the submission. Overlapping sources will not be displayed.

1	Internet	makewebbetter.com	<1%
2	Internet	www.fastercapital.com	<1%
3	Submitted works	RMIT University on 2025-09-14	<1%
4	Submitted works	Colorado State University, Global Campus on 2024-10-06	<1%
5	Submitted works	Futureskills Academy on 2025-09-21	<1%
6	Internet	www.atomixlogistics.com	<1%
7	Internet	botpenguin.com	<1%
8	Submitted works	Nexford Learning Solutions on 2024-12-23	<1%
9	Submitted works	Richfield Graduate Institute of Technology on 2025-08-23	<1%
10	Internet	facultysenate.uark.edu	<1%

11 Internet

www.rapidinnovation.io <1%

Unit 9: E-commerce Analytics and Performance

Learning outcomes:

1. Understand the fundamentals and scope of e-commerce analytics.
2. Identify and interpret key performance indicators (KPIs) for online retail.
3. Apply data-driven decision-making techniques to optimize business strategies.
4. Analyze customer retention metrics and their role in long-term profitability.
5. Evaluate how analytics supports personalization and improved customer experiences.
6. Develop the ability to integrate analytics into operational and strategic planning.
7. Critically assess case studies to connect theory with practical applications

Content

9.0 Introductory Caselet

9.1 Introduction to E-commerce Analytics

9.2 Key Performance Indicators (KPIs) for E-commerce

9.3 Data-Driven Decision Making

9.4 Customer Retention Metrics

9.5 Summary

9.6 Key Terms

9.7 Descriptive Questions

9.8 References

9.9 Case Study

9.0 Introductory Caselet

"Measuring What Matters: The Case of TrendMart"

TrendMart, a growing midsize online fashion retailer, was expanding fast with aggressive digital marketing and frequent markdowns. The management had invited customers around for the night to hear complaints and suggestions; here is what they found: Despite a surge in traffic to its website, the company's management noticed an odd problem, which was that there were no satisfactory sales data increase following the number of visitors. Cart abandonment was still high and repeat purchases were lower than anticipated. The leadership team recognized that just driving traffic wasn't sufficient, they needed to gain insights into their customer's behavior using e-commerce analytics.

7

The company started with implementing the Key Performance Indicators (KPI) like conversion rate, average order value, bounce rate and customer acquisition costs. These signals pointed to needs in their business. For example, customer acquisition campaigns were working, but the cost to acquire each new customer was significantly greater than the revenue from their first purchase. This imposed on the team a re-consideration of their tactic.

As companies turn to data for making strategic decisions, TrendMart leveraged analytics tools to pinpoint pain points. What they found was that too much complexity in checkout led to abandonment. With an optimised process and various payment methods, we got a much higher conversion. The other thing was, what we were seeing in our customer data is that personalised recs were driving higher order values. The analytics also directed the marketing team to spend more money on retargeting people already coming in versus an overshooting amount of trying to gain new people.

The most insightful result however came from customer retention data. TrendMart knew that it was more expensive to get a new customer than to keep an existing one. They looked into the purchase frequency, churn rates and lifetime value, and put in place loyalty programs and personalized email campaigns. Within multiple months repeat buying started to rise and revenue streams were stabilised while client relationships improved.

This example demonstrates that the scope of e-commerce analytics is wider than just numbers—it's a strategic tool to measure, learn and improve. Without it, companies can make decisions based on guesswork instead of evidence.

Critical Thinking Question:

If you were a member of TrendMart's management team, how would you allocate resources between acquiring new customers and retaining existing ones based on the analytics findings?

9.1 Introduction to E-commerce Analytics

5

Our Definition of E-Commerce Analytics is that it refers to the systematic application of statistical analysis and measurement techniques to data generated by e-commerce retailers. It allows enterprises to generate insights into customer behavior, monitor performance, detect growth opportunities and lead operational improvements. But what analytics isn't is simply numbers; rather, it's about leveraging that data to inform decisions. Through examining trends in sales, marketing, inventory and customer interaction, e-commerce analytics enables businesses to make decisions based on that evidence in order to keep pace with the continual evolution of the digital marketplace.

9.1.1 Importance of Analytics in E-commerce

Analytics is the lifeblood of today's e-commerce, enabling businesses to base their decisions on data instead of guesswork. It means that from marketing programs to product prices, every decision is based on real information.

• Customer Understanding

Analytics allows businesses to make sense of how customers are navigating, expressing a preference and buying. Armed with this information, stores can provide tailored recommendations and increase engagement and conversions.

Case Study:

Amazon is the most recognized global leader in analytics-driven personalizations. Its recommendation engine — which is based on collaborative filtering and machine learning — directly accounts for almost 35% of Amazon's annual revenue. By analyzing the browsing history of users, play rates and the time spent on product page etc., Amazon provides model recommendations which are customized for different users persona type through a collaborative team and this greatly improve its engagement/conversion petition.

• Performance Measurement

From site visitors to purchasing customers, analytics reports on every aspect of the sales funnel. By measuring this, businesses can uncover any bottlenecks such as high bounce rates or cart abandonment.

Case Study:

The British fashion e-tailer ASOS employs funnel analytics to keep tabs on where shoppers drop off. ASOS found that too many of its customers were abandoning their shopping carts at the payment page, so made checkout easier and added more purchase options – slashing cart abandonment by up to 50% and boosting overall sales.

• Marketing Optimization

Measuring campaign success by channel, analytics helps to ensure marketing dollars are being spent wisely. It shows which ads, or keywords, bring the most high-value customers.

Case Study:

Sephora relies on sophisticated attribution modeling and analytics dashboards to determine ROI from each digital marketing channel. That way, they can give preference to influencer campaigns and paid search ads that deliver customers with higher lifetime value. “By reallocating spend in this way, Sephora has been able to increase the ROI of our marketing efforts, lower our CPA and drive down campaign costs.

• Revenue Growth

Average order value, lifetime customer value and repeat purchase rates are all elements that analytics can put in the business owner’s hand to maximise long term profits.

Case Study:

Through its Loyalty program, Starbucks uses purchase data to drive repeat visits and basket size. Starbucks, for example, uses its app to send personalized content about when and what customers should buy; the result is that the frequency of visits increased 26 percent and check averages are higher. This strategy has helped make Starbucks Rewards one of the most successful retail loyalty programs around the world.

• Operational Efficiency

Analytics optimizes logistics and supply chain management by syncing stock levels with real demand. It keeps the cost of storage down and prevents running out of stock.

Case Study:

Walmart leverages predictive analytics to determine the best inventory stocking location between its stores and distribution centers. This helps stock high-demand items closer to where customers are shopping, shortening fulfillment time and lowering holding costs. Walmart’s demand forecasting based on data analytics has enabled the retail corporation to effectively manage its inventory for essential items such as cleaning supplies and groceries during the pandemic, which helped maintain customer trust.

• Competitive Advantage

With analytics, companies can predict trends and act fast – thus ensuring that they stay ahead of competitors who base decisions on gut feelings.

Case Study:

Zara relies on real-time sales and customer feedback analytics to adapt its fast fashion production cycles. If a product takes off in one market, Zara can ramp up production in weeks, ensuring that shelves remain filled with what customers want. This agility — fueled by

analytics — is one of Zara's biggest advantages over rivals with slower design-to-shelf schedules.

9.1.2 Types of E-commerce Analytics (Descriptive, Predictive, Prescriptive)

There are a few different types of analytics and each offer their own unique strengths. Understanding these types helps businesses use data strategically.

• Descriptive Analytics

This category of works is dedicated to summarization of legacy content. It follows up with the question, "What's to blame?" This could be, for example, monthly sales reports, customer demographics or average website hits. It is the fundamental of analysis that provides insight into past performance.

Retail Example:

Walmart leverages descriptive analytics to create daily sales dashboards for its managers which display insights history of store performance, top-selling SKUs, and inventory turnover. That helps teams understand what happened during the previous day or week and schedule staffing or restocking accordingly.

• Diagnostic Analytics

9

Not always articulated formally, but diagnostic analytics tells why something occurred. For example: why are people abandoning their carts? It does this by monitoring drop-offs in the checkout flow.

Retail Example:

The data was able to tell ASOS that there was a high level of dropped off checkout because customers were forced to log-in. After providing a guest checkout alternative, ASOS saw a big drop in cart abandonment and an increase in conversion.

• Predictive Analytics

This model relies on statistical algorithms and machine learning to predict future results. It responds, "What is going to happen?" Instances include the forecasting of demand for specific products during festivals, or the probability that customers will not return.

Retail Example:

Amazon deploys predictive analytics to predict demand in the days leading up to Prime Day and moves inventory into fulfillment centers near those likely buyers. This cuts delivery times and is efficient in dealing with a surge in demand.

• Prescriptive Analytics

This is concentrating on addressing recommendations from insights. It responds, "What are we to do?" For instance prescriptive models could prescribe to offer discounts to not lose risk customers and/or re-price in a dynamic fashion for improving sales.

Retail Example:

Uber Eats and DoorDash leverage prescriptive analytics in recommending real-time delivery fee and surge pricing to maximize order assignment levels and revenues during high-demand periods. Myntra in India, for instance, use prescriptive analytics to recommend customized discounts to those users that they believe are most likely to churn – and their retention rates have jumped.

• Real-Time Analytics

Some e-commerce decisions demand real-time knowledge. Real-time analytics monitors user actions as they occur, allowing immediate reactions such as pop-up sends or cart reminders.

Retail Example:

At Sephora, we use real-time analytics within our app to surface personalized product recommendations as users are shopping and push notifications for when their wish- list items are running low in stock, which drive urgency and conversion rates.

• Strategic Integration

Descriptive, predictive and prescriptive analytics are frequently used together in business to form a mixed approach that should allow them to understand more than just the rear view mirror of their business. Retail Example:

Zara uses descriptive (what sold), predictive (what will sell) and prescriptive (what we should produce next) analytics for its fast-fashion retail model, which enables the company to take a design from concept to store shelves in as little as two weeks and always remain focused on current trends.

9.1.3 Tools for E-commerce Analytics (Google Analytics, Mixpanel, Hotjar)

The infrastructure and frameworks that are built to ingest, process and analyze data is provided by Analytics tools. They come in different shapes and sizes, like traffic or behavior, or engagement.

• Google Analytics

Google Analytics One of the most popular instruments, Google Analytics measures website visits, sources of traffic, bounce rates and conversion funnels. It plugs into ad platforms, making it easy for companies to connect marketing spend with results.

Retail Example:

Warby Parker leverages Google Analytics to track paid traffic and social media campaign performance, enabling it to quickly measure ROI and shift budget dollars toward the best-converting channels.

• Mixpanel

Mixpanel At its core, Google Analytics is far more session-centric than Mixpanel, which centers around event-based tracking. It keeps track of customer behaviors like clicking, signing up or downloading, enabling more in-depth behavioral insights. This spreadsheet is particularly handy when it comes to user journey mapping.

Retail Example:

On Myntra, Mixpanel helps us observe a user sensing products all the way to that last point of sale, and where exactly they're dropping off (and then optimize each stage for better performance with nudges and reminders).

• Hotjar

Hotjar is a product company, focused on qualitative analytics on the Internet through heatmaps and recordings accompanied by survey and feedback tools. It shows how people interact visually with websites — where they click, scroll or drop off — to improve design and usability.

Retail Example:

Allbirds' uses Hotjar heatmaps to analyse how customers browse product pages, (our favourite insight from their testing was where they placed both size guides and call-to-action buttons that had the most impact on increasing conversion rates).

• Kissmetrics

This tool focuses on customer centric analytics with tracking of lifetime value, churn rates and cohort analysis! It ties user activities to eventual revenue results.

Retail Example:

Glossier leverages Kissmetrics to measure repeat purchase behavior and cohort retention so they can develop loyalty programs, which means consistently bringing back customers to generate more lifetime value.

• Tableau and Power BI

They are visualization tools that pool various data sets together and present information in a dashboard format so decision makers can quickly understand trends.

Retail Example:

Walmart is using Tableau dashboards to track performance of store and e-commerce in real-time in multiple regions to enable fast decisions on promotions and inventory allocation.

• Integration Value

No one tool is a panacea. Most businesses rely on a mix — Google Analytics for traffic, Mixpanel for engagement and Hotjar for design — to get a comprehensive picture of performance. Retail Example:

Sephora combines Google Analytics (traffic), Mix panel (user actions) and Hotjar (UX behaviour) to create a 360° view of user experience – so they can optimize their site design, personalize their market offering and increase conversions.

Did You Know?

"Over 80% of leading e-commerce businesses worldwide rely on at least three different analytics tools simultaneously, highlighting that a single tool is rarely enough to capture the full spectrum of customer and operational insights."

9.1.4 Setting Up Tracking and Tagging (UTM, Pixels, Events)

Monitoring and tagging processes are necessary to ensure data reliability. Without it, analytics is imprecise and therefore cannot effectively inform decision-making.

• UTM Parameters

UTM codes appended to URLs trace source of campaign. They can indicate if traffic is coming from email, social media or paid advertising, allowing marketers to measure roi.

• Pixels

So-called tracking pixels are tiny snippets of code embedded in websites. They track user behavior — say, page views or purchases — and pass that information back to platforms such as Facebook or Google Ads for retargeting.

• Event Tracking

A call captures more than a page tracking. This might be clicks on “add to cart”, video plays, or form fills giving a deeper behavioral insight.

• Custom Tagging Systems

Services like Google Tag Manager provide a way for companies to administer several tracking codes, without touching any website code. This makes updates easier and less prone to errors.

• Cross-Device Tracking

As customers browse from desktops to tablets and mobiles, tracking systems help bring together data so that businesses understand behaviour across the board rather than in silos.

• Data Accuracy

The bottom line is that when you don't tag correctly, your stats are lying to you! Everything is tested and audited regularly to guarantee each encounter is captured accurately.

Data Sources: Web, CRM, PMT, INVENTORY 9.1.5

E-commerce analytics:decoding data from different sources.opengenus. Together, they each bring their own perspective, which adds up to give a more comprehensive view of business performance.

• Website Analytics

Sites produce several kinds of data, on traffic, user journeys and conversion funnels. These are the kinds of data that tools such as Google Analytics and other website analytics packages record, allowing businesses to improve site performance.

• Customer Relationship Management (CRM)

CRM systems are a treasure trove of information about customer interactions, preferences and support history. They are used to personalize experiences and increase retention as well.

• Payment Systems

Transaction data such as average order value, payment success rate, and refund requests are provided by the gateway. This data emphasizes customer confidence and financial strength.

• Inventory Data

The efficiency of fulfillment operations can be affected by stock volumes and replenishment period as well as warehouse performance. Inventory analytics help align supply with demand, which in turn leads to less waste and delays.

• Logistics Data

And then there are delivery times, shipping fees and returns to consider, too. With logistics tracking, supply chain performance and last-mile delivery efficiency can be enhanced.

• Integrated Data Platforms

By consolidating a website, CRM, payment and inventory data into a single analytics system businesses have 360-degree insight to make better decisions.

9.2 Key Performance Indicators (KPIs) for E-commerce

eCommerce KPIs are quantifiable metrics that businesses use to track, monitor and assess the performance in various aspects of their business such as sales, marketing, customer experience and operations. These indicators also point the way, since they indicate what is working and where there remains work to be done. In digital retail where the fight for consumers' every penny is fierce and expectations are through the roof, such KPIs can not only be useful, but are a requirement if you want to make business decisions based on indicators. They are measures of success and enable businesses to be flexible in order to react quickly to trends and the way that we all as consumers behave.

9.2.1 Sales Metrics: Conversion Rate, Average Order Value (AOV)

Sales measures is the most extravert mirror of business results. They calculate how well an e- commerce store is converting visitors to users and maximizing revenue per transaction.

• Conversion Rate

Conversion rate indicates the percentage of visits that convert into a sale. It indicates how well the website, product-pages and payment flow is able to persuade visitors into making a purchase. If your conversion rate is low, it may mean that there are friction points such as lack of clarity about your product, bad website design or absence of payment channels.

Retail Example:

ASOS increased its conversion rate by implementing a guest checkout feature with local payment solutions (such as Klarna) to help make purchasing decision more easy for hesitant shoppers and save them from abandoning their cart.

• Average Order Value (AOV)

AOV shows you how much the average visitor spends during a single order. Higher AOV is essential in order to grow revenue without increasing the cost of customer acquisition. Tactics such as product bundling, upselling and free shipping thresholds are standard AOV-increasing techniques.

Retail Example:

Sephora boosts their AOV by providing free shipping on orders over a certain amount and suggesting add-on products (“Complete the Look”) in the checkout, prompting buyers to go to shopping instead.

• Revenue Insights

When considered together, conversion rate and AOV can tell us a lot about how effective we're doing at driving revenue. A high conversion rate and low AOV might mean you need to upsell, while a hight AOV and low conversion suggests that you need to reach out a bit more, or build some trust.

Retail Example:

Amazon monitors both these metrics in real-time and are then able to deploy upsell prompts when conversion is high but basket size low, or propose targeted promotions during high traffic, low purchase offering times to improve conversion.

• Customer Segmentation Impact

Sales metrics are frequently segmented by customer type, e.g., new versus returning customers. Separation of performance, in other words moving good businesses from bad ones is what allows interventions to be focused well.

Retail Example:

Starbucks breaks out digital orders by loyalty tier in its app analytics, and says the AOV and conversion rates of Rewards members are higher. This wisdom is showing up in Starbucks' increasing investment to land more members and grow this base.

• Benchmarking

Tracking performance against bench marks provides companies some ways to see where they stand and what is realistic for them to aspire to.

Retail Example:

Myntra compares its conversion rate and AOV as a benchmark with competitors in their End of Reason Sale too, although using the industry benchmarks to have targets to improve on and be competitive in India's Fashion e-commerce.

9.2.2 Website Performance: Bounce Rate, Session Duration

Website performance KPIs shed light on how well a retailer is doing at engaging customers, which just means keeping visitors on your site longer and funneling them toward making a purchase.

• Bounce Rate

Bounce rate: This is the percentage of visitors who jump to another site after landing on your homepage. A high bounce rate can indicate that the page is taking too long to load, has a

poor user experience or features misleading content. Bounce rates are typically solved by better design, engaging content and personalization.

Retail Example:

Nike dropped its mobile bounce rate by redesigning mobile landing pages for speed and suggesting products based on browsing history in turn increasing engagement and triggering more purchases.

• Session Duration

This measure calculates the average amount of time users spend on your site. The longer the sessions, generally more engaged they are and looking at products and offerings. That said, very lengthy periods of non-purchasing might indicate usability problems or unclear navigation.

Retail Example:

Sephora drove longer sessions with engaging experiences such as browse by virtual try-on and beauty quizzes, resulting in more time spent browsing products and higher conversion rates.

• Page Performance

By looking at what pages are causing high bounce rate/page views, or low duration, it is easier to spot specific content that has the problem. Product pages, for instance, should be highly responsive and informational enough to sustain customer interest.

Retail Example:

ASOS also improved its product page speed and launched detailed dimensions guides and 360° views of products, resulting in fewer exits from the product page and better add-to-basket performance.

• Mobile vs Desktop Performance

As m-commerce continues to rise, varying performances on devices makes responsive design more important. Low mobile performance is frequently associated with increased drop-off.

Retail Example:

Flipkart bet big on its “Lite App,” a progressive web app built for low-data, mobile- first audience to lower mobile bounce rates and reach millions of customers in Tier 2 and Tier 3 cities.

• User Journey Insights

Together these metrics help businesses comprehend how website users are engaging with it, so they can refine user journeys and remove friction.

Retail Example:

On Amazon, the firm uses clickstream patterns to understand how shoppers behave, where they fall off and then optimizes checkout steps or enhances product recommendations in order to make sure people can move more easily towards purchasing.

9.2.3 Marketing Effectiveness: ROAS, CAC, Email Open Rates

Marketing KPIs measure the effectiveness of marketing campaigns and their impact on revenue. They assist companies in finding the most effective way to spend and get returns on money.

• Return on Advertising Spend (ROAS)

ROAS is the revenue generated for each currency unit spent on advertising. An organization with high ROAS is running a target-focused campaign, and has found their audience -- the one they can trigger something in to take action.

Retail Example:

Allbirds maximizes ROAS by enabling performance-based campaigns across social media and Google Shopping, utilizing analytics to direct ad spend toward the most effective keywords and audiences that drive the most revenue per dollar spent.

3

• Customer Acquisition Cost (CAC)

CAC is the cost of acquiring a new customer, which factors in marketing and sales costs. CAC must be weighed against customer lifetime value (CLV) for a business to become and remain profitable.

Retail Example:

Glossier watches CAC closely, specifically with its influencer-led campaigns that create buzz and drive word-of-mouth while keeping acquisition more affordable than standard paid channels. This equilibrium between CAC and CLV has transformed it into a profitable growth engine.

• Email Open Rates

For email marketing, open rates are a test of your subject lines and your timing. Higher open rates indicate that customers are interested, but lower rates may need to be segmented or better personalized.

Retail Example:

It leverages personalized subject lines and customized product recommendations across its emails to members of the Beauty Insider program, which achieve above-industry average open- and click-through rates, as well as repeat purchases.

• Campaign Segmentation

Businesses are able to compare KPIs for one campaign or channel with another to discover what works. This is to avoid squandering money on as effective platforms.

Retail Example:

Nike segments its campaigns based on customer behavior and interests (i.e. running, basketball, lifestyle) to ensure they can send the most hyper-targeted messages to help keep engagement rates high and wasted ad spend low.

• Integration with Sales Metrics

Sales is the most critical line of measurement but marketing efficiency needs to be measured side by side with sales results. If you have a campaign that brings in traffic but no conversions, that's indication of messaging or targeting.

Retail Example:

For example, Myntra pulls together its marketing dashboards with sales data during its End of Reason Sale, to tell how much each ad channel affects not just the traffic on the site but actual purchases, enabling them to double down on high-converting channels mid-campaign.

9.2.4 Funnel Analytics and Cart Abandonment Rate

Funnel analytics is the study of how customers progress from one part of a journey to another aspect via different steps (from awareness to purchase), while cart abandonment focuses on drop-off closer the transaction process.

• Funnel Visualization

Breaking down each stage in the sales funnel — visits, product views, cart additions, checkout starts and purchase events — is a great way to discover where potential customers are falling out.

Retail Example:

Funnel visualization is what Amazon has at its disposal to track drop-offs at any and every step, so the friction points such as slow website loading in products pages or complexities in filters etc., are identified and data-driven changes in UI/UX are made faster.

1 • Cart Abandonment Rate

This is the percentage of users who added items to cart but did not make a purchase. Rates are commonly high due to complicated checkouts, unexpected costs and the absence of convenient payment options.

Retail Example:

ASOS cut down on cart abandonment by being upfront with shipping costs and inclusive of payment options such as Klarna (pay later), tackling two big customer pain points.

• Checkout Optimization

Streamlining checkout forms, providing the option for guest checkout and showing all costs upfront are some of the best ways to minimize abandonment.

Retail Example:

8 Nike optimized its checkout process by decreasing the number of steps, introducing guest checkout and one-click payment to logged-in users which saw conversion increase dramatically.

• Remarketing Strategies

But more emails, promo codes or retargeted ads to goad people back to complete their abandoned purchase.

Retail Example:

Sephora also sends personalized cart recovery emails, which include product photos or limited offers to bring customers back and encourage them to complete transactions. This approach has been known to skyrocket conversions.

• Behavioural Insights

Here's why funnel analytics show you not only where drop-offs are but also the reasons behind them. For example, a high exit rate during shipping selection could indicate pricing or delivery speed issues.

Retail Example:

Flipkart found using behavioral analytics that a significant number of customers were abandoning when COD (cash on delivery) wasn't available for high-value items. They fine-tuned logistics and risk screening to broaden COD eligibility, thereby reducing drop-offs.

• Long-Term Improvement

Monitoring abandonment over time lets you know the impact of your interventions, which allows for continued advancement in conversion rates.

Retail Example:

Myntra's EORS set the reign for India with cart abandonment patterns observed across various seasons, sharpening checkout UX and optimizing campaign delivery time such that higher conversion rate is seen YoY.

9.2.5 Operational Metrics: Fulfilment Time, Return Rate

Operational KPIs – Behind-the-scenes processes that support customer satisfaction and contribute to the brand.

• Fulfilment Time

This is a measure of the elapsed time between placing an order and receiving it. Faster fulfilment times result in more satisfied customers, and repeat customers. Frequently, those delays are symptomatic of waste in inventory, logistics or warehouse operations.

Retail Example:

That is, until Amazon Prime zeroed in on the promise of one-day and same-day delivery, fuelled by a decentralized network of fulfilment centres along with predictive inventory placement. It's that obsessive focus on the speed of fulfilment, in fact, that accounts for much of Prime's high customer loyalty.

• Return Rate

Return rate measures the percentage of goods that end up being returned by customers. Some returns are non-negotiable, but high levels can indicate bad descriptions of products or quality, or mismatched expectations.

Retail Example:

Zalando watches return rates in a highly detailed way, employing the product-level data to perfect descriptions, size guides and images. In this way, Zalando was able to cut down unwanted returns while increasing profitability, all the while keeping its free-returns guarantee intact.

• Cost Implications

Operational metrics impact costs significantly. Speedier fulfilment takes investment in logistics, and high return rates bring more handling — and lost sales.

Retail Example:

Walmart manages cost-to-serve through store-based fulfilment of online orders, which reduces last-mile delivery costs. This approach minimizes the trade-off between speed and margin, a crucial consideration for same-day grocery delivery.

• Technology Integration

Aspects of these operational metrics can be optimized using warehouse management systems, inventory visibility tools, and route optimization software.

Retail Example:

Flipkart employs AI-powered warehouse management and last-mile route optimization solutions to shorten delivery times and bring down logistics costs during its Big Billion Day sales, when millions of orders need to be delivered within tight windows.

• Customer Perception

Efficient operations create trust. Professionalism brings with it fast delivery and dumb-boy returns; shoppers are more likely to return if a retailer is prompt and easy, they believe.

Retail Example:

Nike's D2C plays up rapid fulfilment and easy returns, including pre-paid return labels and expedited refund process. This seamless user experience builds brand confidence and repeat sales.

• Continuous Monitoring

As customer demands change, logistics KPIs need to be watched consistently. Small improvements can have a big payoff in loyalty.

Retail Example:

Myntra has delivered on fulfilment SLAs and customer feedback post-delivery is observed to incorporate process tweaks in between sales seasons. It is these iteration after iterations that have driven them to hit higher and higher on time delivery numbers and better customer satisfaction scores.

6

9.3 Data-Driven Decision Making

E-commerce data-driven decision making (DDDM) E-commerce DDDM is the category of applications in which insights obtained from data inform strategies, operations, and customer interactions. They don't just rely on gut or hunch, they use data from various sites - website behaviour, customer profiles, sales history and market trends to make business decisions. Not just to minimize risks but increase efficiency and profitability too. E-commerce enterprises are increasingly tending toward DDDM to personalized experiences for their customers, market optimisation, supply chain management, and real-time pricing.

9.3.1 Using Data to Drive Marketing and Promotions

The most efficient marketing and promotions are data-driven precisely. Data is what makes it possible to reach the right person at the right time with the right message.

• Customer Segmentation

Data enables businesses to segment customers by criteria like demographics, purchase patterns and history of engagement. Promotion gaming is also magnitude more efficient because segmentation makes the promotions more relevant, thereby increasing conversion rates and reducing marketing wastage.

Retail Example:

Sephora segments users by their data through its Beauty Insider program, which tailors recommendations and rewards to different tiers. This personalized method encourages return purchases and develops a lasting trust.

• Channel Performance Analysis

Analytics also pinpoints which marketing channels such as social media, search engines, email and affiliates deliver the highest returns. This is to ensure you don't over spend on under-performing channels, and properly invest on leading channels.

Retail Example:

Allbirds measures performance such as paid search, Instagram ads and influencer campaigns and reallocates budget to higher ROAS. Thus, the spending is a good one and can continue to escalate.

• Campaign Effectiveness

Impressions, clicks and conversions can provide insight for businesses, as they measure the performance of campaigns. Analytics still drive decisions around ROAS (Return on Advertising Spend) and CAC (Customer Acquisition Cost).

Retail Example:

Myntra employs data analysis and digital campaign dashboards in its End of Reason Sale (EORS) to track conversions on the fly by pausing those ads that are not yielding satisfactory results, while promoting high-converting creatives, thereby maximizing sales for the campaign period.

• Timing of Promotions

Sales data shows customers' most active hours of engagement. Synchronising campaigns around these windows enhances visibility and the influence, particularly during festival or special occasions.

Retail Example:

Amazon Prime Day is timed to precision, all thanks to predictive analytics that backs it and the promotions start when customers get most interested. This leads to historically high levels of sales and engagement.

• Targeted Messaging

Information allows algorithms to craft fine-tuned messages "that tickle the ear of a particular audience," he said. For instance, premium customers may be offered loyalty discounts and first-time buyers could be given welcome offers.

Retail Example:

The Nike App, meanwhile, leverages targeted push notifications to give loyal members hyper-personal product drops and exclusive early access offerings,— ultimately increasing engagement & conversion rates.

• Continuous Improvement

Continuous analysis allows you to optimize campaigns on the fly, whether that means changing content elements, budgets or audiences in near-real time for maximum effectiveness.

Retail Example:

Zalando performs hundreds of A/B tests with advertising creative or landing pages, small refinements and optimizations to content that can increase click-throughs or conversions over the course of a campaign.

9.3.2 Personalization Based on Behavioral Analytics

Behavioral analytics driven personalization provides users experiences that are tailored to their preferences and actions.

• Browsing History Insights

Clicks, page views and time spent can all be surrogates for customer interest. This information allows platforms to suggest products or tailor personalized collections.

Retail Example:

Recent browsing history is utilised by ASOS to generate "Recently Viewed" and "You Might Also Like" sections, which can significantly impact the chance that users will revisit products or complete a purchase.

• Purchase Patterns

Behavioral analytics feature popular items, reorders, and add-on sales. Businesses rely on this information in the development of customized deals or loyalty programs.

Retail Example:

Starbucks leverages purchase behavior from its Rewards app to recommend favorite drinks and upsell seasonal offerings, driving ticket size and frequency of visit.

• Email and Communication Customization

Emails tailored to browsing or purchasing behaviour are far more likely to be opened. Relevant offers are more likely to encourage positive engagement from customers than cliche, mass emails.

Retail Example:

Sephora e-mails personalized restock alerts and product recommendations resulting in higher open- and click-through rates than a nonpersonalized newsletter.

• Recommendation Engines

Artificial intelligence-powered engines recommend products based on behavior data. Players like Amazon do this very well — lifting the average order value through cross-selling and upselling.

Retail Example:

Amazon's "Customers who bought this also bought" and "Inspired by your browsing history" segments are the epitome of recommendation engines that open up cross-sell and upsell opportunities, which accounts for a sizable chunk of its revenue.

• Customer Journey Mapping

By using behavioral analytics, retailers can see the journey from first awareness to final purchase. Until then, businesses can use insights to develop an optimized experience at every step along the way.

Retail Example:

Nike, for instance, leverages customer journey data from its Nike App to monitor when users abandon and then it retargets them with customized push notifications or exclusive access to new product as part of a "crawl-walk-run" strategy for drawing them back into the funnel.

• Predictive Personalization

Predictive models go a step further than looking at current behavior – they look at what customers are likely to do next so that offers can be presented in real time.

Retail Example:

Myntra relies on predictive analytics to suggest products based on seasonality and previous browsing, so that shoppers discover hot items before even trying to find them – driving timely purchases.

9.3.3 Inventory and Demand Forecasting

Demand-driven forecasting keeps inventory levels in line with demand, thereby reducing stockouts as well as overstock. Operational cost efficiency is increased, and improved customer satisfaction results from this balance.

• Historical Sales Data

Forecasting is build on old sales numbers. Seasonal trends, holiday spikes and year-over-year growth forecast future inventory.

Retail Example:

Walmart, for example, uses historical sales data and seasonal trends to predict just how many high-volume items — like toys during the holiday season — customers will want in any given week, so the shelves are neither barren nor stuffed with surplus.

• Market Trends Analysis

Forecasts for demand are enriched with external data, such as fashion trends, economic circumstances or a competitor's move. When both internal and external data sets are used, accuracy is enhanced.

Retail Example:

Zara tracks live fashion trends and competitor assortments around the world, enabling it to alter production runs swiftly and speed new designs into stores in a matter of weeks, thus maintaining its stock of goods closely correlated with demand.

• Customer Behavior Tracking

Monitoring wishlists, search requests and abandoned carts is a way of getting an anticipation for upcoming demand before it materializes into buys.

Retail Example:

Amazon takes data on what customers are searching for and putting on their "Add to Wishlist" lists, and uses it to predict future demand, moving the inventory into fulfillment centers near shoppers in Prime so that it is available for faster delivery.

• Inventory Optimization Tools

Software that operates algorithmically against sales and warehouse data is used to tie together warehouses, automatically replenishing as demand passes certain thresholds. This minimizes the risk of mistakes and delays.

Retail Example:

Myntra leverages automatic replenishment tools integrated with its WMS to restock fast-moving sizes and SKUs rapidly ahead of high-demand events such as the End of Reason Sale.

• Supplier and Lead Time Data

Supplier dependability and lead times are taken into account within the forecasting. More accurate forecasts help businesses negotiate better contracts and avoid stockouts.

Retail Example:

IKEA, which closely manages suppliers and relies on predictive lead-time data to maintain inventory (Billy bookcases, Malm dressers) despite long production cycles.

• Scenario Planning

Data makes it possible to simulate best-case and worst-case scenarios, enabling businesses to manage unanticipated disruptions such as supply chain blockages or surges in demand.

Retail Example:

Before Singles' Day, Alibaba conducts a range of demand-scenario simulations, so that it is prepared with both buffer stock and logistics capacity to handle traffic spikes that can see billions of transactions in 24 hours.

11

9.3.4 Dynamic Pricing Based on Real-Time Data

Dynamic pricing plans change prices according to levels of demand, competing offers, and consumer behavior. Real time data is beneficial to keep competitive prices assuring he can get them maximum benefit.

• Demand Fluctuations

Algorithms raise prices when demand grows, and lower them during low periods; discounts in online sales are intended to draw in the price-conscious buyer Airlines and hotels have long used this double game, as well as e-commerce more generally nowadays.

Retail Example:

Amazon shifts millions of product prices throughout the day following demand trends, so popular items may go up in cost slightly during a surge, for example, while stock that's moving slowly goes on sale to encourage clearance.

• Competitor Monitoring

Data systems monitor prices set by competitors and adjust as needed. Well then, everybody is kept on their toes and at least they're really earning their money.

Retail Example:

Walmart employs real-time competitor price tracking to keep up online and in-store, matching or beating the competition as it seeks to sustain its reputation for value.

• Customer Willingness to Pay

Behavioral data shows which classes of customers respond to value-based pricing differently. Add to Cart FORGET ONE PRICE FITS ALL -CUSTOMIZE YOUR PRICING Increase conversions and customer loyalty with the perfect offer every time.

Retail Example:

Uber Eats leverages behavioral segmentation to send discounts to revenue-discount sensitive individuals, yet shows premium pricing without discounting to loyal, repeat customers—so that they can extract maximum earnings from both.

• Time-Sensitive Pricing

Surge pricing is made possible by data during peak hours or holidays. On the other hand, off-peak hours could get segment-oriented discounts to ensure sales adequacy.

Retail Example:

Flipkart applies surge pricing to premium categories during its Bigbillionday sale, offering flash discounts to drive traffic in off-peak hours.

• Stock and Inventory Levels

Prices are altered depending on the position of stock. And limited availability can lead to higher prices, while overstock is cleared with discounts.

Retail Example:

Zara lifts prices by a bit for trending fashions in short supply and discounts slow-moving items to clear racks and restock with new clothes using real-time data on what's hot compared to the inventory of each store.

• Automation Benefits

Robotic pricing with AI algorithms continually monitor and adapt - there's no guesswork in manual pricing.

Retail Example:

Automated repricing tool that adjusts product pricing in real-time for millions of SKUs with minimal human intervention Enabled by machine-learning price prediction, inventory levels at Myntra and competitor manoeuvres based on demand elasticity, the feature has greatly reduced manual work and seller margin exposure.

9.3.5 Strategic Use of Dashboards and Business Intelligence Tools

Dashboards and BI tools transform data from many different sources into visual, actionable data. They make decisions easier by converting complex information into easy-to-read formats.

• Centralized Data Visualization

In a single view, your dashboards combine KPIs from sales, marketing, inventory and finance such that you have an overall view of all pertinent vital driving forces.

Retail Example:

Walmart consolidates online and offline sales, inventory levels, logistics data on Tableau dashboards, so that managers can view the whole retail operation at a go and expedite action-oriented decisions.

• Real-Time Monitoring

Management Dashboards - BI tools give live feedback on your performance metrics. Managers can spot issues in real time, like sudden conversion drops or return-rate spikes.

Retail Example:

Amazon’s internal BI dashboards measure website latency, conversion rate and fulfillment time in real time, allowing the engineering team to fix problems within minutes during major peaks such as Prime Day.

• Customizable Views

Different teams need different insights. Dashboards are customizable so marketing, finance and operations can drill down into their specific KPIs.

Retail Example:

Myntra offers marketing, merchandising and logistics teams different dashboard views so each team can keep an eye on it's specific performance indicators, but from the top as below:

• Predictive Capabilities

Today's BI platforms are predictive to allow for forecasting and scenario planning by predicting future challenges.

Retail Example:

Another retailer, Zara are using BI tools along with predictive analytics to predict the demand for new fashion items by determining when production should start so that there is no overstock or lost sales.

• Accessibility Across Devices

Available close to real-time on the cloud, dashboards could be accessed on desktops, tablets or mobiles and enables decision-makers to take decisions on-the-fly.

Retail Example:

The company's Starbucks executives are able to monitor global store sales and loyalty program activity using mobile-friendly BI dashboards, adjusting their international schedule by the day.

• Collaboration and Accountability

Dashboards improve communication across departments. Visibility helps bring accountability and infuse culture of data across the organization.

Retail Example:

Target leverages shared BI dashboards that enable cross-functional teams (eg Marketing, Operations and Finance) to work together on driving successful promotional campaigns — holding each other accountable for KPI's such as sell-through rates, marginsand stock turns.

Knowledge Check 1

Choose the correct option:

1. Which metric measures the percentage of customers who stop buying over a period?

a) CLV

b) CAC

c) Churn Rate

d) ROAS

2. Repeat purchase rate indicates:

a) Total visits

b) Returning buyers

c) New customers

d) Marketing spend

3. CLV (Customer Lifetime Value) represents:

a) Profit per product

b) Revenue per campaign

c) Total value per customer

d) Cost per order

4. Net Promoter Score (NPS) evaluates:

a) Customer loyalty

b) Marketing ROI

c) Website traffic

d) Fulfillment time

5. Which strategy helps reduce churn?

a) Higher CAC

b) Ignoring complaints

c) Personalized offers

d) Delayed delivery

9.4 Customer Retention Metrics

Retention metrics are vital for gaining insights into how an e-commerce business retains long-term relationships with its customers. It's one thing to get new customers, but keeping the ones you have happy and loyal is invaluable from a cost perspective and assures that steadier sales streaming in. "Retention metrics are a quantifiable way to understand customer loyalty,

satisfaction and engagement, which is powerful when designing initiatives that lower churn, increase LTV (life time value) and create advocates. Tracking these signals closely, organizations can provide tailored experience encouraging repeat purchases and eventually maximizing profitability.

9.4.1 Lifetime Value (LTV) and its Calculation

Customer Lifetime Value (LTV) The total amount of revenue a company expects to receive from a customer during their entire tenure with the brand. It is a measure of how much a customer varies in value over time, as opposed to just for one set of purchases.

• Revenue Contribution Over Time

LTV quantifies total revenue from a customer over all transactions. A high LTV means that not only do customers buy more frequently, but they also spend more each time – driving sustainable growth.

Retail Example:

LTV is maximized at Starbucks via its Rewards program that drives repeat business as well as larger ticket sizes. Cumulative revenue rises as members spend more per visit and make more visits.

• Balancing Acquisition Costs

LTV is only as good as it when measured in ratio to CAC (Customer Acquisition Cost). If the expense of a customer is greater than his/her LTV, then it is not justifiable to have him/her as 91 Business Model part of your clientele anymore.

Businesses should drive to grow LTV and manage CAC.

Retail Example:

Glossier monitors LTV vs. CAC for influencer-acquired customers to make sure they're soundly paying for the cost of acquisition through long-term repeat purchases. If CAC spikes, campaigns are tweaked or turned off.

• Calculation Formula

For quick reference, here is the simplified version of LTV:

Long-Term Value (LTV) = Average Order Value x Purchase Frequency x Average Customer Lifespan.

This formula is used to measure the dollar value of various customer groups.

Retail Example:

Prime users have a phenomenally higher AOV and purchase frequency than non-Prime members, giving them an LTV that is far greater. That's a rationale for why Amazon is investing in Prime perks such as free shipping and Prime Video to hold on to them longer.

• Strategic Applications

High-LTV customers are frequently the target of loyalty programs, special promotions, and customer experience personalization. The latter strategies compound retention and returns. Retail Example:

Sephora coddles its high-LTV Beauty Insider members with early access to product launches and bonus loyalty points, effectively rewarding their loyalty while prompting more shopping.

• Segmentation and Prioritization

LTV can be recalculated for different subsets' businesses, enabling companies to focus resources on their most profitable customers and investments in marketing or service that will achieve the highest return. Retail Example:

Nike segments customers based on their level of engagement in the app and they reward high-LTV members by giving them access to exclusive sneaker drops, which will make them want to buy more frequently.

• Predictive Modeling

Predict LTV based on behavior, demographics and interaction patterns With powerful analytics you can predict what the lifetime value (LTV) of your customer may be enabling you to start planning how best to engage.

Retail Example:

Myntra is using machine learning models to determine which customers will become high-value and is pitching them with special offers or personalized campaigns to fast-track their journey towards being loyal.

9.4.2 Churn Rate and Customer Drop-Off Analysis

Churn rate is the proportion of customers who discontinue purchasing over a period of time. It emerges as a chink in the retention armor and is an important signal of customer unhappiness or disconnection.

• Churn Definition

A churned customer is a that who haven't made a purchase during some period of time (for example, 3 months or 6 months depending on your industry). Monitoring churn enables potential loss of revenue to be spotted.

Retail Example:

Netflix defines churn as resulting from subscription cancellation, and tracks it on a monthly basis, in order to quantify the number of users that drop off and create win-back campaigns with customized deals.

• Churn Calculation

Churn Rate = (Customers Lost in Period / Total Customers at Beginning of the Period) x 100. This basic equation is provides actionable intelligence (hint) into how many level 5 customers are dropping off.

Retail Example:

Myntra uses churn for first buyers, those who did not return over 90 days, to trigger re-targeting campaigns and incentive repeat purchases with discount coupon codes.

• Reasons for Churn

Reasons are many: bad customer service, lack of personalization, fierce competition and better deals from competitors. Churn analysis must include qualitative feedback, in addition to quantitative data.

Retail Example:

Sephora found that the churn rate was several times higher when points lifetime was too short and that multiplies points during a reactivation campaign brought customer back.

• Drop-Off Analysis in Funnel

Drops typically occur at the checkout phase or following a first purchase. When paired with churn data, funnel analytics can also uncover pivotal touchpoints that require improvement for retention.

Retail Example:

ASOS encountered a steep falloff after the first purchase, largely caused by sizing problems. They included better size guides and fit predictor tools that helped cut returns and increase repeat purchases — leading to reduced churn.

• Proactive Retention Measures

Predictive analytics screens at risk customers, such as those with negative engagement trends (engagement decrement), lack of purchases, or decreased website activity. Businesses can also step in early with offers or reminders. Retail Example:

Amazon predicts Prime members whose order frequency is decreasing (and targets these users with campaigns (free trial of Prime Video, personalized deal alerts) to increase retention).

• Benchmarking Churn

When you compare your churn to benchmarks, it can help businesses figure out whether or not their retention is below average, or if things are humming right along.

Retail Example:

Spotify compares its churn rate to other streaming services, keeping it even by constantly iterating on personalization and exclusive content in order to keep subscribers.

9.4.3 Repeat Purchase Rate and Frequency

The repurchase rate and frequency represent the frequency of how long customers come back to make order again. You all need to focus on these metrics as it will represent the loyalty and satisfaction of your customers.

• Repeat Purchase Rate (RPR)

RPR is the percentage of those who do multiple purchases. A stronger RPR signifies strong involvement and long-lasting trust.

Retail Example:

Amazon Prime customers also have a dramatically higher RPR compared to non-Prime customers, largely due to initiatives like free shipping, Prime Video and exclusive deals that promote repeat purchasing behavior.

• Purchase Frequency

This is a measure of how often customers purchase within a period. For example, grocery tracks weekly frequency, while fashion does so quarterly.

Retail Example:

It tracks weekly purchase frequency and uses that to send reminders to customers for a few items they are staple buying (bread, milk, fruits), driving up order freq w/engaged custy base.

• Indicators of Loyalty

Regular purchases mean that customers consider the brand to be a reliable choice, and one tha... The loyalty programs prompted combined with frequency indicates for lower loyalty levels.

Retail Example:

Starbucks tracks frequency of purchase through its Rewards app, where Gold members visit overwhelmingly more often. This shows loyalty and earns you the right to give them bonus stars and special offers.

• Revenue Growth Potential

Even small lifts in how often certain items are bought can drive relatively large sales increases. Encouraging add-ons or cross-category purchasing contributes to this metric.

Retail Example:

It's frequency growth, they get the customer to try other things [lifting second purchase rates] and making it stickier by getting you into the store with extra products, then also rounding your basket out.

• Personalization and Promotions

Recommendations based on what people are actually reading, and promotions targeted to their interests, are the best ways to drive repeat purchases. When customers feel valued and appreciated, they'll come back.

Retail Example:

Myntra engages it's active app users with personalised push notifications for fashion as well as flash sale deals recommendation, resulting in increased repeat purchase rates.

• Customer Segmentation by Behavior

Segmenting by high- and low-frequency buyers can open the door to a customized loyalty strategy that will effectively encourage your most valuable customers.

Retail Example:

Nike divided its app users into two groups – high-frequency sneaker buyers and casual shopping – granting early access to restricted-drops for the former one, which leads to increased retention and exclusivity.

9.4.4 Net Promoter Score (NPS) and Customer Satisfaction Metrics

NPS is a popular option for gauging customer satisfaction and brand loyalty by asking customers how likely they are to recommend the brand. When used in conjunction with satisfaction scores, it provides a rounded picture of how your customers feel.

• NPS Framework

NPS sorts out customers into Promoters (loyal enthusiasts), Passives (satisfied but unenthusiastic), and Detractors (unhappy fans). NPS score is calculated as %Promoters –

%Detractors.

Retail Example:

Apple monitors NPS across its brick and mortar stores and online, one of the most consistent high scores in retail. Customers become brand advocates thanks to its emphasis on top-notch store service and seamless product ecosystems.

• Satisfaction Surveys

Outside of NPS, satisfaction is tracked with surveys about any number of things—product quality, delivery time, customer service. This is what operations strengths and weaknesses are. Retail Example:

Amazon routinely collects post-purchase surveys in which it asks customers to score packaging, delivery time and condition of the product. Learnings from these surveys have resulted in refreshes like "Frustration-Free Packaging" and faster delivery promises."

• Actionable Insights

A low NPS identifies specific areas for improvement, such as a focus on better customer support, or the need for clearer communication. A high NPS indicates that there exists a good amount of brand loyalty.

Retail Example:

Walmart leveraged low NPS scores in its grocery pickup service to uncover pain points such as wait time and substitution quality, which resulted in process redesigns that increased customer satisfaction and with it NPS.

• Link to Retention

Happy customers are more likely to return and less likely to churn. It follows that NPS is a top-level leading indicator of future loyalty.

Retail Example:

Starbucks links high NPS scores from users of its Rewards app with more repeat visits, proving that the higher satisfaction and experience will lead to stronger retention and ultimately a higher LTV.

• Benchmarking NPS

Businesses can compare scores to those of competitors to assess relative performance and competitive positioning.

Retail Example:

Zappos compares its NPS to those of other online retailers, keeping a competitive advantage by concentrating on exceptional customer service – regularly surpassing retail industry benchmarks.

• Closing the Loop

Answering complaints with customized solutions. This is known to turn unsatisfied customers around and maintain long-term retention.

Retail Example:

Sephora has a "Beauty Insider Care Team," for instance, that reaches out to disgruntled customers who score low on surveys and may offer solutions like replacements or loyalty points — making them loyalists in some cases.

9.4.5 Cohort Analysis for Retention Strategy

Cohort analysis segments customers by certain common characteristics or behaviors over a given time period, which helps companies to monitor the retention of these cohorts.

• Definition of Cohorts

A cohort could be a group of customers who signed up in the same month, engaged with a particular campaign, or bought the same product. Examination of these groups shows how retention rates vary by the variables.

Retail Example:

Create cohorts of new users that it gets from its End of Reason Sale (EORS) and compare them to regular-season users, telling the team if these discount-driven acquisitions translate into long-term loyal customers.

• Time-Based Retention Analysis

By monitoring cohorts over weeks or even months, businesses witness how long customers stay involved and when they fall off. This is useful to adjust retention efforts.

Retail Example:

On the video streaming service Netflix, viewers are tracked from their sign-up and grouped in 'cohorts', with Washington suggesting that "Losing (churning) is a habit" on its platform, especially in those crucial early days where opening an email does not seem to correlate with retention.

• Identifying Effective Campaigns

LEARN MORE 7 Cohort analysis shows which acquisition campaigns bring in higher-retaining customers, so businesses can copy what works.

Retail Example:

Sephora looks at lifetime value of influencer-acquired customers vs. paid-search-acquired customers, and has found that influencer-driven cohorts are more engaged – so the brand is investing more in influencers.

• Behavioural Insights

Segmenting customers by purchase behaviour or engagement unveils trends that influence personalisation and loyalty tactics.

Retail Example:

Amazon segments users based on Prime membership cohorts and monitors shopping recency to optimize recommendations and offer personalized deals that increase purchase incidence and basket size.

• Product and Market Testing

For new product releases, we're able to assess ratios by cohort and early adopter vs long term customer retention.

Retail Example:

Nike works in batches of early adopters on limited sneaker drops, compares the engagement with mass-market buyers and adjusts production levels for subsequent releases.

• Improving Retention Strategies

By evaluating cohort behavior, companies fine-tune their loyalty programs, email marketing and customer service to drive long-term engagement.

Retail Example:

Starbucks employs cohort analysis of members in its loyalty program to iterate on reward thresholds and offers to drive visit frequency and spend per member over time.

9.5 Summary

- E-commerce analytics – actionable insights for better sales, marketing and operations.
- KPIs like conversion rate, AOV and bounce rate play vital role for business management.
- The Marketing efficiency of sales is evaluated through ROAS, CAC as well as engagement data points such as the email open rates.
- Get insights into funnel analytics with cart abandonment analysis which reports on customer drop offs and opportunities for checkout improvements.
- ϖ Business ability to make data-driven decisions leads to demand forecasting, inventory management and personalization of customer experience.
- Dynamic pricing systems work with live data to set prices according to demand, competition and inventory.
- Performance indicators are brought together in dashboards and BI tools giving immediate and predictive insights.

- The loyaltyand long-term value of customers can be gauged by customer retentionstatistics such as LTV, churn andrepeat purchase rates.
- NPS (Net Promoter Score): NPS measures how well a product is performing for its users and helps you analyse this over time - lists of satisfied customers who would recommend the product ◊ sensitive to changes in this list • Cohort analysis; Allows you to plot user behaviour and refine retention strategies.
- Integrating website, CRM, payment and inventory systems for an integrated view.
- Retainment is always cheaper than acquirement and loyalist tactics are crucial.
- The e-commerce success comes from analysing and decision making across all the functions.

9.6 Key Terms

2

1. Conversion Rate – The percentage of visitors who make a purchase.
2. AOV (Average Order Value) – Average amount of money that a customer spends at a time.
3. ROAS (Return on Ad Spend) – Revenue generated from advertising per amount spent.
4. ND ACQ (New Deal Customer Acquisition Cost) – The cost of acquiring one new customer.
5. Abandoned Cart Rate – Portion of customers who abandon without finishing their purchase.
6. Churn Rate – The number of customer that stop buying during a specific period as a percentage.
7. LTV (Lifetime Value) – The cumulative revenue anticipated from a customer over the duration of their time with the business.
8. NPS (Net Promoter Score) – Measure of recommendations.
9. Cohort Analysis – Monitor the retention and behavior of a group customers over time.
10. Funnel Analytics – Monitoring how customers progress through stages of the sales process.

9.7 Descriptive Questions

1. Discuss the significance of KPIs in e-commerce Illustrate your answer with relevant examples.
2. How will marketing and promotion strategies be made better by data-informed decisions?

10

3. Explain the differences between descriptive, predictive and prescriptive analytics in the context of e-commerce.
4. Describe both the opportunities and challenges of implementing dynamic pricing on retail websites.

5. Describe cascading churn rate and repeat purchase rates on customer retention strategies Explain how the cascading churn rate and a cascade's repeat purchase rate all tie into the business strategy of keeping a customer.
6. Examine how dashboards and BI help in managerial decision-making.
7. Explain the metrics and tactics of: Customer lifetime value (LTV).
8. How can I apply cohort analysis to improve my retention game?

9.8 References

1. Laudon, K. C., & Traver, C. G. E-commerce: Business, Technology, Society. Pearson Education.

2. Chaffey, D. Digital Business and E-Commerce Management. Pearson.

3. Turban, E., King, D., Lee, J., & Liang, T. P. Electronic Commerce: A Managerial Perspective. Springer.

4. Kotler, P., Keller, K. L., & Chernev, A. Marketing Management. Pearson Education.

5. KPMG Report. E-commerce and Digital Transformation in India.

6. Deloitte Insights. Analytics for Customer-Centric Growth.

Answers to Knowledge Check

Knowledge Check 1

1. c) Churn Rate
2. b) Returning buyers
3. c) Total value per customer
4. a) Customer loyalty
5. c) Personalized offers

9.9 Case Study

Data-Driven Growth at StyleHub

Background

Stylehub is a fashion mid tier e com company focussed for urban millennials. At first, it grew on the back of aggressive discounting and digital marketing campaigns. But three years later, the company discovered that profitability was decreasing even though sales were rising. Customer acquisition costs were skyrocketing, repurchases were rare, and inventory mismatches caused constant stockouts (or overstock). With growth in need of stabilization, leadership determined that it was time to take a more data-driven approach to getting the most out of marketing, operations and customer retention.

Issue 1: Spend on Marketing is not effective

StyleHub had social media ad spend and ROAS was going down. We had high traffic, however the conversion was poor and CAC was over acceptable boundaries.

Solution

The company reorganized campaigns with analytics. By prioritizing customers according to their browsing and purchase behavior, they customized ads toward different groups—following up with cart abandoners, offering discounts for first-time buyers and exclusive sneak previews of new collections to loyalists. Open-rate analysis to personalize your email marketing, and naturally get better engagement. CAC ended 18% down and ROAS was much better.

Problem 2: Inventory Imbalances and Shortages

Having to place estimates on inventory caused StyleHub more harm than good; often, it ended up with too many slow-moving items while running low on other products. This resulted in unhappy customers and lost money.

Solution

Sophisticated demand forecasting models were used based on historical sales, customer searches and seasonality. The system indicated what was coming up and automatically set reorder points for fast moving product. Supplier lead time information was incorporated into forecasting allowing.

smarter stock allocation. Stockouts decreased 30% within six months and holding costs dropped as inventory was better balanced.

Problem Statement 3: Lack of Customer Retention

Sales were increasing, but the retention numbers featured low repeat rates and a high churn. LTVs for StyleHub were flat, while NPS scores revealed that customers weren't happy with delivery times.

Solution

The company introduced loyalty programs that earn points for repeat purchases, personalized discounts based on order history, and early access to sales. Regional warehouses

were employed to minimize the fulfillment time, thus maximizing the delivery performance. The customer feedback loops themselves were implemented through surveys, which in turn raised NPS. Repeat purchase rate saw a 22% lift while churn declined massively.

Reflective Questions

1. How did StyleHub continue to find the middle ground between acquisition and retention in order profit?
2. How does predictive analytics help to enhance the demand forecasting?
3. What will be the best way StyleHub can utilize cohort analysis to optimize loyalty-motivation strategies?
4. What performance indicators should StyleHub be focusing on to ensure customer satisfaction?
5. Would dynamic pricing generate additional benefits for StyleHub business model?

Conclusion

Based on the StyleHub example above, this case illustrates how data informed decision making can help e-commerce businesses turn pains into gains. And by mating marketing to analytics, fine-tuning inventory projections and concentrating on retention metrics, the company moved from unsustainable growth to capital-flush stability. It emphasizes the importance of KPIs, customer retention tactics and BI software, when it comes to development of solid and competitive e-commerce businesses.

The case also serves as a reminder that sustainable success in digital commerce does not come from aggressive customer acquisition alone, but rather requires long-term relationship management and business execution.